

VANDERBILT



SENIOR
JERMAINE

BEAL

2009 - 10

K E T B A L L



Unprecedented Media Coverage

Beginning this season, ESPN and CBS embark on a 15-year, \$2.25 billion agreement which will televise all 96 conference games every season over the duration of the contract.

Almost half of the SEC's league games will be distributed nationally with ESPN or ESPN2 televising 27 contests, ESPNU showing eight and CBS Sports five.

ESPN and ESPN2 will offer 27 conference matchups, more than double the 2008-09 total. Vanderbilt will appear on ESPN or ESPN2 six times this season.

The majority of games not televised nationally will be available as a part of ESPN Full Court, the pay subscription college basketball out-of-market service, and on ESPN360.com.

National coverage of the SEC Basketball Tournament has been expanded with the semifinals and championship game broadcast on ESPN on ABC. The SEC Network will televise the first two rounds of the tournament, which this year will be played March 11-14 in Nashville.

SEC games will be televised nationally now on Tuesday (ESPN Super Tuesday), Thursday and Saturday

ESPNU will also be televising games on Thursday night.

TABLE OF CONTENTS



2009-10 Vanderbilt Commodores

This is Vanderbilt Basketball..... 2-29

Vanderbilt Players

Season Outlook.....	30-32
Roster Information.....	34
TV/Radio Roster.....	35
Jermaine Beal.....	36-38
Elliott Cole.....	39
Joe Duffy.....	40-41
Festus Ezeli.....	42-43
Lance Goulbourne.....	44-45
Charles Hinkle.....	46-47
Darshawn McClellan.....	48-50
Chris Meriwether.....	51
Aaron Noll.....	52
A. J. Ogilvy.....	53-55
Jordan Smart.....	56
Jeffery Taylor.....	57-58
Steve Tchiengang.....	59-60
Brad Tinsley.....	61-62
Andre Walker.....	63-64
John Jenkins.....	65
Class Photos.....	66

Vanderbilt Coaches

Head Coach Kevin Stallings.....	68-71
Brad Frederick.....	72
Dan Muller.....	73
King Rice.....	74
Tom Richardson.....	75
Support Staff.....	76

2008-09 Season Review

Season Review Notes.....	78-79
Departed Lettermen.....	80
2008-09 Statistics.....	81
2008-09 Results.....	82
2008-09 Statistical Comparison.....	83
Miscellaneous Statistics.....	84
Game Recaps.....	85-95
2008-09 SEC Review.....	96
2008-09 SEC Team Statistics.....	97
2008-09 SEC Individual Statistics.....	98

Opponents

Opponents.....	100-01
SEC Composite Schedule.....	101-02

History and Records

Vanderbilt History.....	104-06
Postseason History.....	107-08
NCAA Teams.....	109-112
NIT Teams.....	113-116
Vanderbilt Coaches.....	117
Awards & Honors.....	118-120
1,000-Point Club.....	121-24
Commodores in the Pros.....	125-26
All-Time Lettermen.....	127-29
All-Time Jersey Numbers.....	130

VU and the AP Poll.....	131
Vanderbilt vs. Ranked Opponents.....	132-33
Where Are They Now?.....	134-36

Vanderbilt Records

Scoring Records.....	138-40
Field Goal Shooting.....	141
3-Point Shooting.....	142
Free Throw Shooting.....	143
Rebounding.....	144
Assists.....	145
Steals & Blocks.....	146
Miscellaneous Records.....	147-48
Postseason.....	149
Memorial Gymnasium.....	150-51
Yearly Statistics.....	152-53
Yearly Results.....	154-64
Series Results.....	165
Game-by-Game Series Results.....	166-73
Vanderbilt vs. the Conferences.....	174-75

Vanderbilt University

The University.....	176-77
Vanderbilt Alumni.....	178
Chancellor Nicholas Zeppos.....	179
Vice Chancellor David Williams II.....	180
Athletic Administration.....	181
Head Coaches.....	182
Athletic Staff.....	183-85
University Administration.....	186

Media Information

Game Day Policies.....	188
Vanderbilt Directory.....	189
VU Radio/ISP Network.....	190
Directions to Memorial Gym.....	191
Media Outlets/Travel Information.....	192

Credits

Writing and Design
Andy Boggs & David Lowry

Contributors

Brandon Barca, Amanda Brooks, Maricus Jones, Mallory Jones, Larry Leathers, Thomas Samuel, Ryan Schulz, Chris Weinman, Rod Williamson, and Travis Young.

Photography

Most of the images are the work of John Russell, Vanderbilt University Photographer. Other images were provided by the late Neil Brake, Paul S. Levy, David Coyle, Todd Drexler, Daniel DuBois, Steve Green, Carol Hamlett, Leslie Fisher, Don Jones, Mike Strasinger, and NBA/Getty Images.

Printing

Franklin Graphics

Special Thanks

Josh Ambrose of Franklin Graphics, David Lowry of David G. Lowry Grafix, John Russell of Vanderbilt Creative Services; and the SEC Media Relations Department.

Quick Facts

Location.....	Nashville, Tenn.
Founded.....	1873
Conference.....	Southeastern (East)
Enrollment.....	6,532
Nickname.....	Commodores
Colors.....	Black and Gold
Home Arena.....	Memorial Gymnasium (14,316)
Chancellor.....	Nicholas Zeppos
Vice Chancellor.....	David Williams II
Faculty Representative.....	Lucious Outlaw

Basketball Staff

Head Coach.....	Kevin Stallings
Record Overall.....	312-191 (16)
Record at Vanderbilt.....	189-128 (9)
Assistant Coaches.....	Brad Frederick, Dan Muller, King Rice
Director of Operations.....	Tom Richardson
Athletic Trainer.....	Shannon Gordon
Strength & Conditioning Coach.....	Mark Davis
Administrative Assistant.....	Meredith Schakel

Athletic Communications

Men's Basketball SID.....	Andy Boggs
Media Relations Address.....	2601 Jess Neely Dr. Nashville, TN 37212
Office Phone.....	(615) 322-4121
Office Fax.....	(615) 343-7064
E-Mail.....	Andy.Boggs@Vanderbilt.edu
Memorial Gym Press Row.....	(615) 320-0436
Internet Site.....	www.VUCommodores.com

COMMODORES®





**THIS IS
VANDERBILT BASKETBALL**



Coke zero

JEFFERY
BRYANT
WAGY

Q1	Q2	Q3	Q4	TOTL	REB	ASST	BLK	STL	PTS
00	00	00	00	00	0	0	0	0	0
10	00	00	00	00	0	0	0	0	0
10	00	00	00	00	0	0	0	0	0

SUNTRUST

AV ALLIED WASTE

BOLOGNA

The Bologna Peo

LIAN

IDRES





Where Vanderbilt Ranks...

17

Among the United States' national universities

2

Among all universities located in the Southeastern U.S.

14

Best value among America's national universities

1

Rank for Peabody College among graduate schools of education

15

Vanderbilt's research-oriented School of Medicine

15

Rank for the Vanderbilt Law School



VANDERBILT UNIVERSITY





By The Numbers...

19

Average Vanderbilt class size

8:1

Vanderbilt's student-to-faculty ratio


95

Percent of classes at Vanderbilt enroll under 50 students.

80

Percent of undergraduate classes contains 25 or fewer students

VANDERBILT UNIVERSITY





2008-2009

Accomplishments

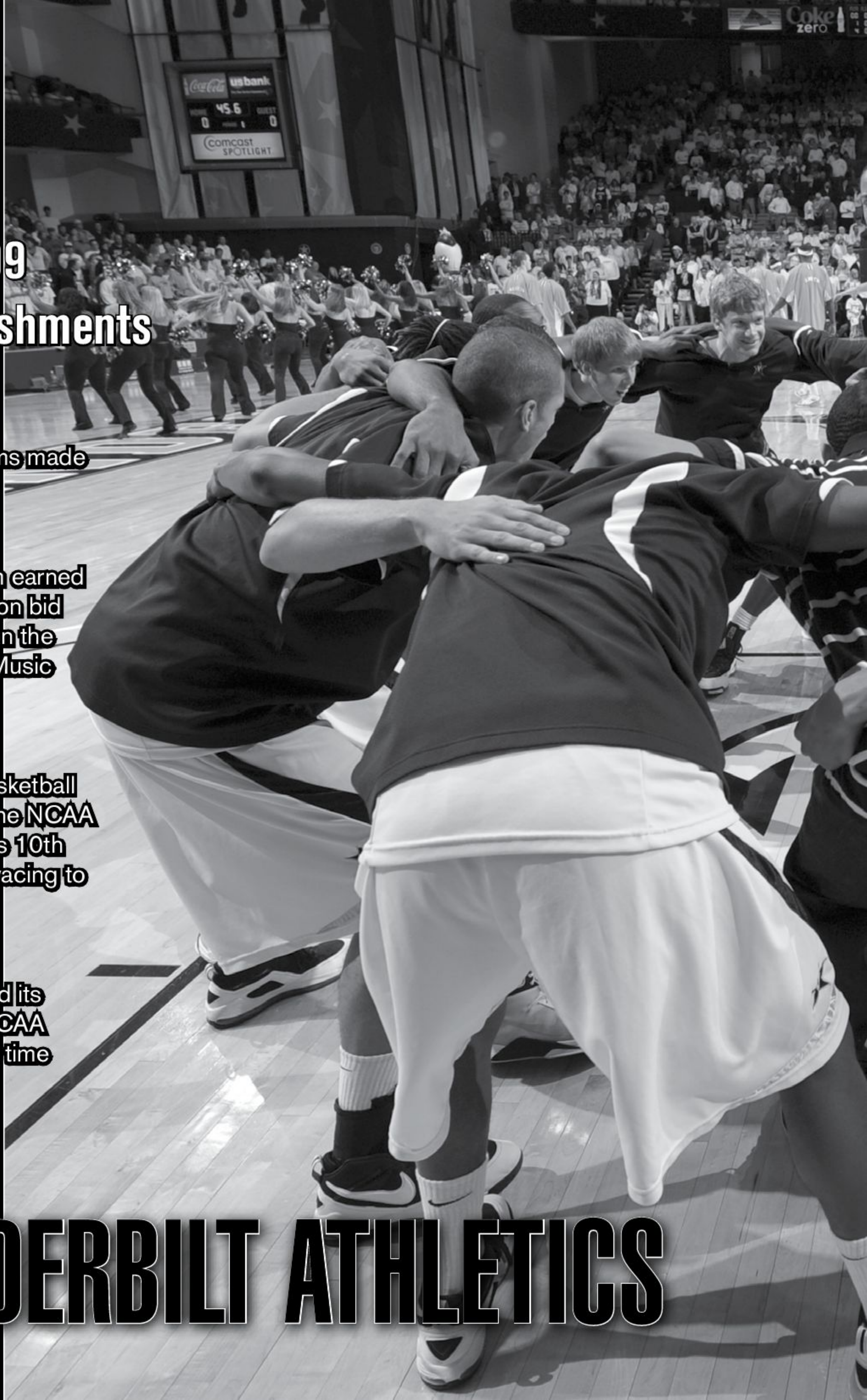
Eight varsity teams made
postseason play.

The football team earned
its first postseason bid
in years, then won the
Gaylord Hotels Music
City Bowl.

The women's basketball
squad reached the NCAA
tournament for its 10th
straight year, advancing to
the Sweet 16.

Baseball received its
fourth straight NCAA
berth for the first time
ever.

VANDERBILT ATHLETICS







Academic Accomplishments

Under head coach Kevin Stallings, all 26 of his seniors either have earned or are currently working toward their degree.

Every senior basketball player since 1979 has earned his degree.

Vanderbilt is ranked first in the SEC in graduation rates.

186 Vanderbilt student-athletes achieved All-SEC Academic Honor Roll recognition in 2008-09.

Of those student-athletes, 73 achieved Vanderbilt Dean's List status with a GPA of 3.5 or higher.



VANDERBILT ATHLETICS





A.J. Ogilvy

Junior Center

Sydney, Australia

"It was a combination of things. Vanderbilt was what I was looking for in a school, and it's a real family atmosphere with the staff and players. Vanderbilt is in the best conference in the country with great academics. It was that combination that made up my mind for me."

WHAT PLAYERS ARE SAYING



Jermaine Beal

Senior Guard

Desoto, Texas

"I chose Vanderbilt because, right off of the bat, you can get a great education. And with one of the best conferences in the nation in the SEC, I can get a lot of exposure as a basketball player. Nashville is also a great city, and the atmosphere at Memorial Gym is the best in college basketball."




The Southeastern Conference's most historic home for college basketball, Memorial Gymnasium serves as the home court for the Vanderbilt Commodores.

Dedicated in 1952 as a memorial to all Vanderbilt men and women who served in World War II, the arena was built as a combination gymnasium and concert hall by the late master architect Edwin Keeble.

Fifty-eight years later, the unique style of Memorial Gym - with its benches situated on the baseline, a playing court that sits above portions of the crowd and deafening acoustics - continues to make the Commodores' home a dreaded stop for opponents.

MEMORIAL GYM





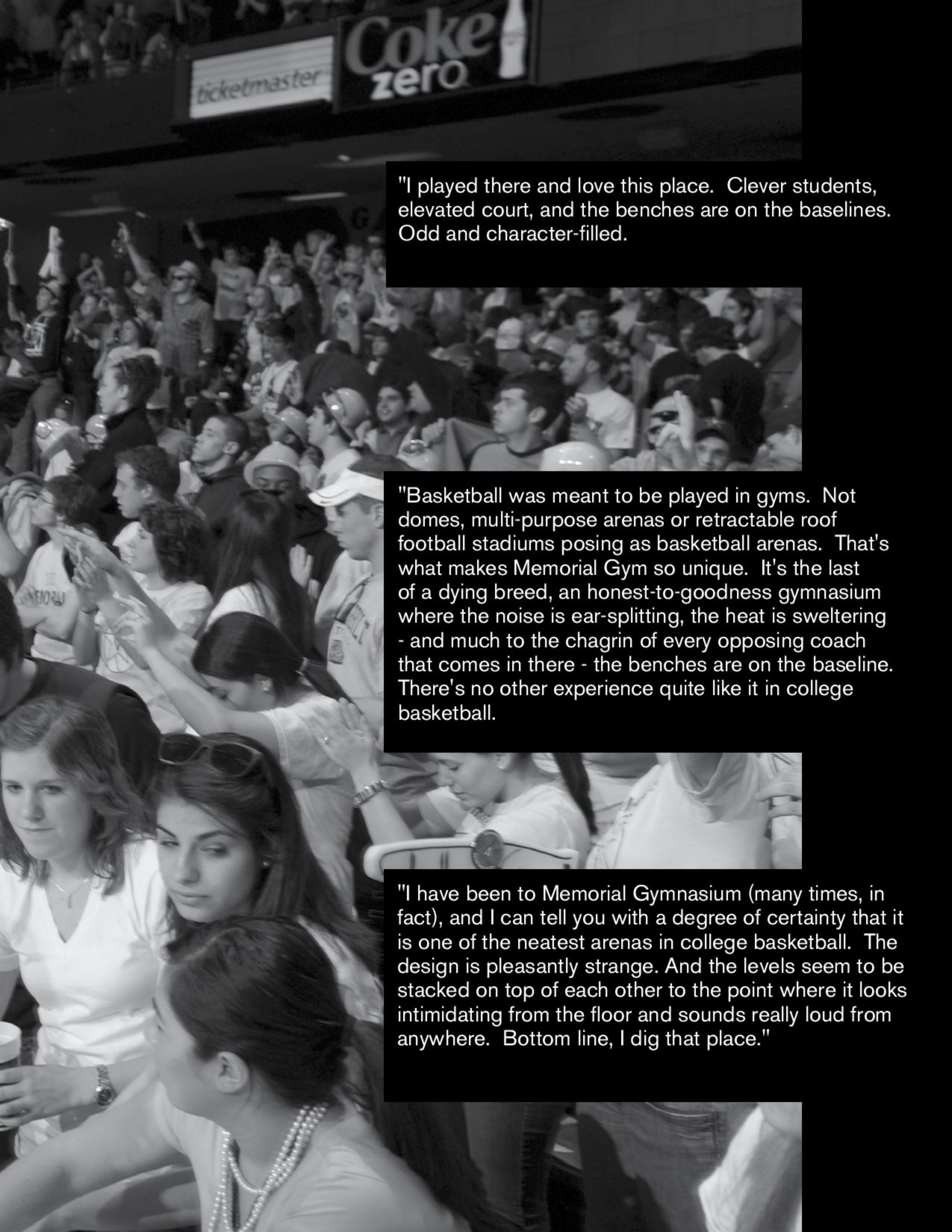


"Memorial Magic," with its capacity crowds, overflowing student section and lively pep band have assisted in numerous Commodore victories, and has helped Vanderbilt knock off two number one opponents in the last three years.

In the stands, fans across Middle Tennessee have helped Memorial Gymnasium (capacity 14,316) rank among the NCAA's top 30 attendance leaders 26 times since 1977.

MEMORIAL MAGIC





"I played there and love this place. Clever students, elevated court, and the benches are on the baselines. Odd and character-filled.

"Basketball was meant to be played in gyms. Not domes, multi-purpose arenas or retractable roof football stadiums posing as basketball arenas. That's what makes Memorial Gym so unique. It's the last of a dying breed, an honest-to-goodness gymnasium where the noise is ear-splitting, the heat is sweltering - and much to the chagrin of every opposing coach that comes in there - the benches are on the baseline. There's no other experience quite like it in college basketball.

"I have been to Memorial Gymnasium (many times, in fact), and I can tell you with a degree of certainty that it is one of the neatest arenas in college basketball. The design is pleasantly strange. And the levels seem to be stacked on top of each other to the point where it looks intimidating from the floor and sounds really loud from anywhere. Bottom line, I dig that place."



After a \$25 million renovation from 2000-2002 which included cosmetic changes to the gym, a new three-court practice gym, coaches' offices, connecting lobbies with a Hall of Champions, entry plazas, and a donor room overlooking the main court at Memorial Gym, the gym got a new \$2.5 million facelift in the summer of 2008.

Included in the renovations were new men's and women's locker rooms, a new meeting room, and a new, state-of-the-art wood surface for Memorial Gym.

GYM ENHANCEMENTS








Tenth-year strength and conditioning coach Mark Davis has designed a program tailor-made for the men's basketball team - and it continues to pay dividends. His efforts in improving student-athletes both physically and mentally have helped contribute to Vanderbilt's success on the court.

The Vanderbilt basketball team uses a free-weight based strength program that utilizes Olympic weightlifting techniques (power cleans, scoop cleans, clean pulls and snatch pulls), powerlifting movements (squats, bench and Romanian deadlifts) and an assortment of medicine ball, plyometric, and dumbbell exercises.

STRENGTH AND CONDITIONING






ING



The Stratton Foster Academic Center helps the Commodores with their rigorous academic responsibilities at Vanderbilt.

The Foster Academic Center staff helped the Commodores land 186 student-athletes on the All-SEC Academic Honor Roll in 2008-09.

ACADEMICS





The country's No. 1 food coach calls Vanderbilt University his home kitchen. And those who receive the biggest benefit from Majid "Magic" Noori's knowledge are Commodore student-athletes.

Noori performs his culinary magic in the Hendrix Room, Vanderbilt's athletic dining facility, where he provides student-athletes with the best collegiate nutritional care.

"Everyone at Vanderbilt knows they are in good hands with Magic," Vanderbilt Men's Basketball Head Coach Kevin Stallings said. "His enthusiasm and close attention to proper nutrition are important aspects of our program that we're proud to offer."

Numerous national media outlets, including CBS This Morning and USA Today, have featured Magic's culinary creations. Sports Illustrated has included Noori's nutrition expertise in five editions.

Magic has been pleasing Commodore athletes since 1990 when he joined the staff as an executive chef. A former athlete himself, Noori knows that some student-athletes are working to gain weight and others want to shed pounds.

He also understands that the Training Table is more than food. "Our staff smiles. I want the players to know they have friends here," Magic says.

That touch of home cookin' is accented with careful attention to food industry trends and the latest nutrition news. Magic's food line is always changing, adding a made-to-order smoothie station or omelet bar to meet the needs of each individual athlete.



MAGIC NO. 1
CARING FOOD COACH



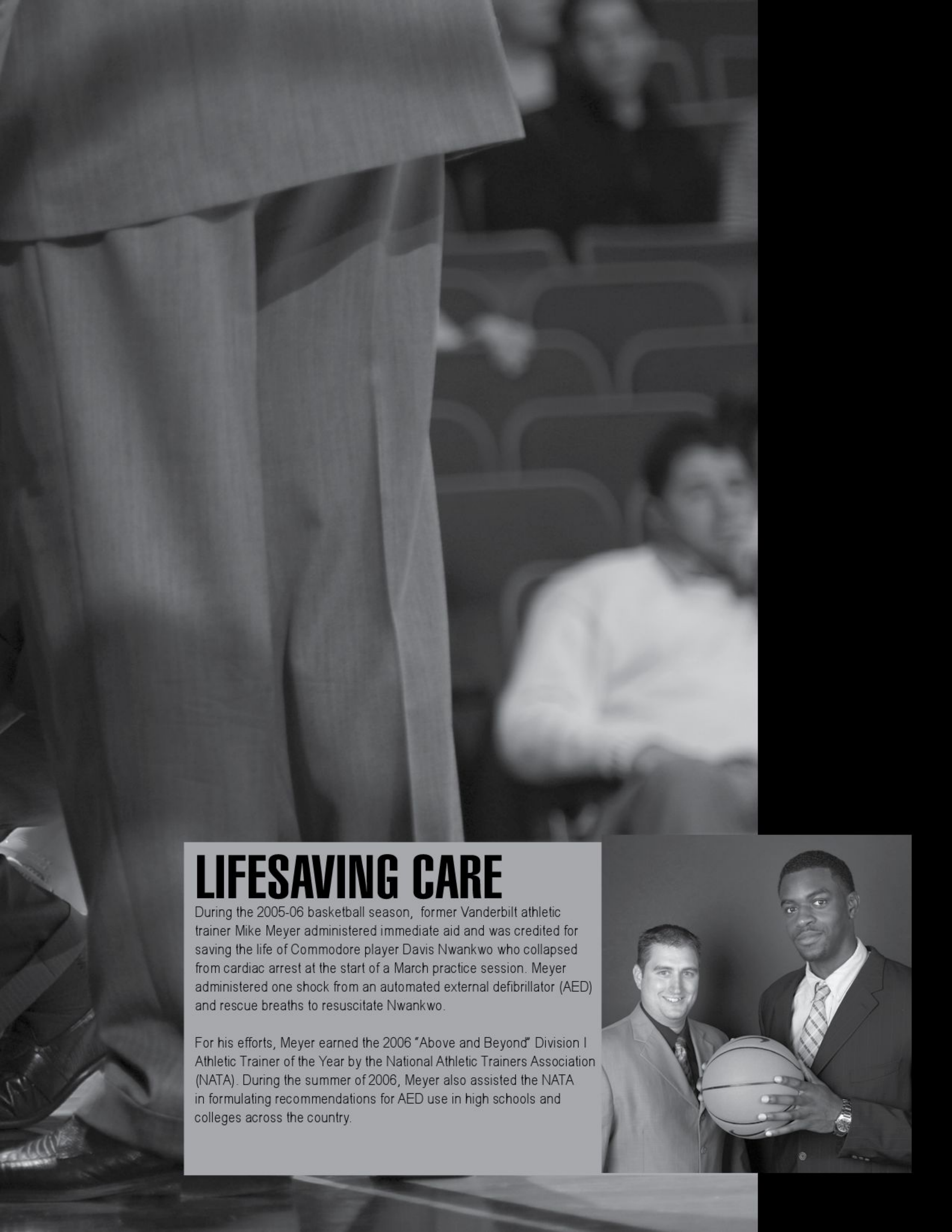
Commodore basketball players receive the finest in medical attention and care from a connection of top athletic trainers and medical physicians assembled through a joint venture between the prestigious Vanderbilt University Medical Center and Sports Medicine Center.

Vanderbilt student-athletes receive daily health care in the 4,300-square foot training facility located at the McGugin Center as well as a new training room in Memorial Gymnasium.

The athletic training staff at Vanderbilt is coordinated by Head Athletic Trainer Tom Bossung. Athletic Trainer Shannon Gordon handles the daily needs of the Commodore men's basketball team. Certified by the National Athletic Trainers' Association, the staff numbers eight and also includes up to a dozen student-trainers, providing individualized care for each student-athlete in the Vanderbilt program.

The team of qualified medical physicians responsible for treating Vanderbilt student-athletes is directed by Dr. Kurt Spindler, a sports medicine physician and orthopedic surgeon. He is assisted by Dr. John "Jed" Kuhn, Dr. Warren Dunn, Dr. Andrew Gregory, Dr. Gene Hannah, Dr. Paul Rummo and Dr. Brian Thomson.

PROFESSIONAL CARE



LIFESAVING CARE

During the 2005-06 basketball season, former Vanderbilt athletic trainer Mike Meyer administered immediate aid and was credited for saving the life of Commodore player Davis Nwankwo who collapsed from cardiac arrest at the start of a March practice session. Meyer administered one shock from an automated external defibrillator (AED) and rescue breaths to resuscitate Nwankwo.

For his efforts, Meyer earned the 2006 "Above and Beyond" Division I Athletic Trainer of the Year by the National Athletic Trainers Association (NATA). During the summer of 2006, Meyer also assisted the NATA in formulating recommendations for AED use in high schools and colleges across the country.





In August of 2009, the team took a 10-day trip to Australia, where they played five games in four different cities - Melbourne, Canberra, Sydney, and Townsville. In this photo, senior Jermaine Beal is feeding a kangaroo at the Townsville Billabong Sanctuary.

This is the third international trip under Coach Stallings - the team went to France and Italy in 1999, Spain and the Canary Islands in 2003, and Australia in 2009.

AUSTRALIA







Located on the banks of the Cumberland River, Nashville is one of America's great cities. Blessed with diversity among its population, cultural heritages, economic opportunity, and numerous attractions, Nashville is on the fast track to even greater prosperity.

The Vanderbilt campus is a very short distance from the vibrancy of an emerging southern city and is the only school in the Southeastern Conference in a major metropolitan area.

NASHVILLE: THE NEW SOUTH





Senior Jermaine Beal

Talent, Experience Returns For Commodores In 2009-10

All has been quiet on the Vanderbilt men's basketball front since the team was eliminated from the SEC Tournament in mid-March and missed postseason play for the first time since 2003. However, many supporters and fans of the team hope that the 2009 offseason is the calm before a successful storm in 2009-10.

A few reasons behind the calm – Vanderbilt returns 11 scholarship players and 14 lettermen to the fold from a 19-12 team a year ago. Add in the stability of Vanderbilt head coach Kevin Stallings, who is in his 11th year with the Commodores, and you have a group of players and coaches who are fairly familiar with each other, a rarity in college basketball in these times. Stallings and his staff trust that familiarity will breed success this upcoming season.

Leading the way in 2009-10 for Vanderbilt will be senior point guard Jermaine Beal, the SEC leader in assist-to-turnover ratio for the last two seasons, and junior center A.J. Ogilvy, who was named to the All-SEC second team for the second consecutive season. Also back are a group of sophomores who received considerable playing time as true freshmen – wing Jeffery Taylor, who was an All-SEC selection, guard Brad Tinsley, who tied a Vanderbilt freshman single-season record for threes made with 69, power forward Steve Tchiengang, who started in 16 games last season, and wing Lance Goulbourne, who showed flashes of productivity as a three-point shooter and an explosive slasher to the hoop last season.

The only addition to the team is 6'4" freshman guard John Jenkins, who enters the Vanderbilt program as the leading scorer in high school in the 2008-09 campaign, when he averaged 42.3 points per game. Many who cover the college basketball recruiting circuits claim he was the best pure shooter in the 2009 class.

BackCourt

Jermaine Beal had a very productive season as a junior, starting in every game and placing fourth in the SEC in minutes played. The 6'3" DeSoto, Texas, native once again saw his shooting improve as he pushed his points per game average to 12.5 points per game, second on the team, and made over 40% of his three-point attempts (58-144, 40.3%). He also finished atop the SEC rankings in the assist-to-turnover ratio for the second straight season with a 2.02 mark. In the last two sea-

SEASON OUTLOOK



Junior A.J. Ogilvy

COMMODORES®

sons, Beal has 257 assists to only 100 turnovers, a gaudy ratio of 2.57. He will once again lead a very versatile, talented Vanderbilt squad.

Sophomore **Brad Tinsley** shored up the two-guard spot for the Commodores in 2008-09 as a freshman, starting in 28 games and playing in all 31. The Oregon City, Ore., product averaged double figures at 11.0 points per game and shot a team best 41.1% from beyond-the-arc. He also made 69 threes last season, which tied Shan Foster's freshman single-season record for made three-pointers he set in 2005. The 6'3 Tinsley, who was a point guard in high school, spelled Beal at the point a year ago and will probably be asked to do the same as a sophomore.

Pushing Tinsley at the two-guard spot is redshirt freshman **Jordan Smart**, and true freshman **John Jenkins**.

6'6 Jordan Smart redshirted last season and improved his body in the weight room during his redshirt season. Smart, from Lexington, Ky., is a very skilled shooter who will battle for playing time at the two-guard spot.

Jenkins enters the Vanderbilt camp as the highest rated player to ever sign with the Commodores. The 6'4 guard, from nearby Gallatin, Tenn., was a two-time TSSAA Class AA Mr. Basketball selection, and was the Gatorade Tennessee High School Player of the Year in 2008-09. Jenkins' scoring average of 42.3 points per game was second on the state's all-time single-season list behind Ronnie Schmitz, who averaged 44.2 points at Ridgeway High School in 1988-89. He shot over 60 percent from the field and nearly 50 percent from 3-point land in his senior season.

Other guards on the VU roster are both walk-ons: Junior **Elliott Cole** and senior **Chris Meriwether**.

Wings

The three position was held down by **Jeffery Taylor** in 2008-09 and he is the favorite there this season, albeit not without some intense competition. Taylor was third on the team in scoring (12.5 points) and second in rebounding (6.2) in being named to the All-SEC Freshmen team. In fact, Taylor and Brad Tinsley became the first freshman duo to average double figures since 1977, when Charles Davis (15.3) and Greg Fuller (10.8) accomplished the feat.

Lance Goulbourne's career got off to a great start when he scored 11 points in the season-opener against Morehead State, but missed the next eight games because of illness. The Brooklyn, N.Y., native rebounded with a steady season, which was culminated in a 17-point performance in a 77-64 win over Kentucky at Memorial Gym on February 17. Goulbourne averaged 5.1 points and 3.3 rebounds in his inaugural season with the Commodores.

Also returning is redshirt sophomore **Andre Walker**, who returns after tearing an ACL in his right knee in the MTSU game on November 24, 2008. Walker, who started the first game of his career against the Blue Raiders that night, was beginning to find his niche before the season-ending knee injury. The 6'7 Walker, a very versatile player on offense and defense, can play up to four different positions and guard that many on the defensive end. His return will be a great boost to the Commodores this season.

Redshirt sophomore **Charles Hinkle** played in 25 games in his first season on the court with Vanderbilt a year ago, and filled in nicely with stellar defensive play and a sweet stroke from three-point land. Hinkle guarded a variety of different positions last season, and his versatility could help the Commodores this year and in the future. Hinkle averaged 2.0 points and 0.9 rebounds per game in 2008-09.

Sophomore walk-on **Aaron Noll** also returns for Vanderbilt.





SEASON OUTLOOK

VANDERBILT®



Sophomore Jeffery Taylor

Forwards

Sophomore **Steve Tchiengang** started 16 games at the power forward spot last season, and averaged 3.6 points and 3.2 rebounds per game in 25 games played. The Douala, Cameroon, native missed the first six games of the year due to an NCAA-mandated suspension, but rebounded with a solid season. Tchiengang, at 6'9, 240 pounds, is a big body that can step outside and shoot the three on the offensive end.

Backing up Tchiengang is 6'9 junior **Darshawn McClellan**, who has played in all 65 games in his two-year career with the Commodores. Last season, McClellan started in 10 games and averaged 2.1 points and 3.0 rebounds, and scored a season-high 10 points at Massachusetts on January 3.


Junior **Joe Duffy** saw action in 19 games and averaged 1.0 points and 1.2 rebounds per game. The 6'8 forward from Charlotte, N.C., scored a season-high four points on three separate occasions last season.

Centers

Junior **AJ. Ogilvy** returns after being named to the All-SEC second team by the league's coaches in 2008-09, when he averaged 15.4 points and 7.1 rebounds per game, both team bests. The 6'11 Australian big man became the first sophomore in the history of Vanderbilt basketball to eclipse the 1,000-point barrier, and has 1,026 points heading into his junior season. Ogilvy has scored in double-figures in 57 out of 63 games in his two-year career at Vanderbilt and has 17 career 20+-point outings and eight double-doubles in his career. Ogilvy, beset by a number of double teams, illnesses, and injuries as a sophomore, hopes to see more good looks at the basket as a junior with better health and more experienced teammates on the perimeter.

Backing up Ogilvy is 6'11 redshirt sophomore **Festus Ezeli**, who provided solid minutes for Vanderbilt last year in his first complete season of organized basketball. Ezeli, who did not play high school basketball and played only one summer of AAU ball before his arrival on the Nashville campus last season, learned quickly on the offensive end and was a defensive presence in the middle of the lane. He and Ogilvy tallied 70 blocked shots between the two of them, and pushed the Commodores to 137 blocks as a team, a new team single-season record. Ezeli played in 29 games last season, started six, and averaged 3.8 points and 2.6 rebounds per game.





v PLAYERS v

ROSTER INFORMATION



ROSTER BREAKDOWN

By Class (Eligibility)

Seniors (2): Beal, Meriwether

Juniors (4): Cole, Duffy, McClellan, Ogilvy

Sophomores (8): Ezeli, Goulbourne, Hinkle, Noll, Taylor, Tchiengang, Tinsley, Walker

Freshmen (2): Jenkins, Smart

By Position

Guards (5): Beal, Cole, Jenkins, Meriwether, Tinsley

Guard/Forwards (5): Goulbourne, Hinkle, Smart, Taylor, Walker

Forwards (4): Duffy, McClellan, Noll, Tchiengang

Centers (2): Ezeli, Ogilvy

By State/Country

California (2): Hinkle, McClellan

Illinois (1): Walker

Kentucky (2): Noll, Smart

New York (1): Goulbourne

North Carolina (1): Duffy

Oregon (1): Tinsley

Tennessee (3): Cole, Jenkins, Meriwether

Texas (1): Beal

Australia (1): Ogilvy

Cameroon (1): Tchiengang

Nigeria (1): Ezeli

Sweden (1): Taylor

Pronunciation

Ezeli: EE-ZEE-li

Ogilvy: O-gill-VEE

Tchiengang: CHEEN-Gang

Goulbourne: GOAL-Burn

NUMERICAL ROSTER

No.	Name	Pos.	Ht.	Wt.	Cl.-Yr.	Hometown (Previous School/High School)
0	Jermaine Beal	G	6-3	205	Sr.-4th	DeSoto, Texas (DeSoto)
1	Brad Tinsley	G	6-3	210	So.-2nd	Oregon City, Ore. (Oregon City)
2	Charles Hinkle	G/F	6-6	195	R-So.-3rd	Los Alamitos, Calif. (Hebron Acad. (Maine)/Los Alamitos)
3	Festus Ezeli	C	6-11	255	R-So.-3rd	Benin City, Nigeria (Igbinedion Education Center/Jesuit (Calif.))
4	A.J. Ogilvy	C	6-11	250	Jr.-3rd	Sydney, Australia (Australian Institute of Sport)
5	Lance Goulbourne	G/F	6-8	225	So.-2nd	Brooklyn, N.Y. (The Hun School (N.J.))
10	Chris Meriwether	G	6-0	180	Sr. - 2nd	Nashville, Tenn. (Father Ryan)
12	Jordan Smart	G/F	6-6	180	So.-2nd	Lexington, Ky. (Lexington Catholic)
14	Aaron Noll	F	6-7	220	So. - 2nd	Fort Mitchell, Ky. (Covington Catholic)
15	Elliott Cole	G	5-11	180	Jr.-3rd	Memphis, Tenn. (Memphis U. School)
21	Darshawn McClellan	F	6-7	240	Jr.-3rd	Fresno, Calif. (Edison)
23	John Jenkins	G	6-4	215	Fr.-1st	Gallatin, Tenn. (Station Camp)
24	Andre Walker	F	6-7	220	R-So.-2nd	Flossmoor, Ill. (Brewster Acad. (N.H.)/Homewood-Flossmoor)
33	Steve Tchiengang	F	6-9	240	So.-2nd	Douala, Cameroon (Montverde Acad. (Fla.)/Cypress Comm. Christian (Texas))
44	Jeffery Taylor	G/F	6-7	210	So.-2nd	Norrkoping, Sweden (Hobbs (N.M.))
50	Joe Duffy	F	6-8	225	Jr.-3rd	Charlotte, N.C. (Phillips Exeter Acad. (N.H.)/Charlotte Catholic)

COACHING & SUPPORT STAFF


Head Coach: Kevin Stallings (Purdue, 1982)

Coaching Staff: Brad Frederick (North Carolina 1999), Dan Muller (Illinois State, 1998), King Rice (North Carolina, 1992), Tom Richardson (St. Xavier [Ill.], 1977)


Athletic Trainer: Shannon Gordon (Indiana State, 1992)

Strength & Conditioning Coach: Mark Davis (Wittenberg, 1988)


RADIO/TV ROSTER




JERMAINE BEAL
G • 6-3 • 205 • SR
DeSoto, Texas




BRAD TINSLEY
G • 6-3 • 210 • SO
Oregon City, Ore.



CHARLES HINKLE
G/F • 6-6 • 195 • R-SO
Los Alamitos, Calif.



FESTUS EZELI
F • 6-11 • 255 • R-SO
Benin City, Nigeria



A.J. OGILVY
C • 6-11 • 250 • JR
Sydney, Australia



LANCE GOULBOURNE
G/F • 6-8 • 225 • SO
Brooklyn, N.Y.



CHRIS MERIWETHER
G • 6-0 • 180 • SR
Nashville, Tenn.




JORDAN SMART
G/F • 6-6 • 180 • R-FR
Lexington, Ky.



AARON NOLL
F • 6-7 • 220 • SO
Fort Mitchell, Ky.



ELLIOTT COLE
G • 5-11 • 180 • JR
Memphis, Tenn.



DARSHAWN MCCLELLAN
F • 6-7 • 240 • SO
Fresno, Calif.



JOHN JENKINS
G • 6-4 • 215 • FR
Gallatin, Tenn.



ANDRE WALKER
F • 6-7 • 220 • R-SO
Flossmoor, Ill.



STEVE TCHIENGANG
F • 6-9 • 240 • SO
Douala, Cameroon



JEFFERY TAYLOR
G/F • 6-7 • 205 • SO
Norrköping, Sweden



JOE DUFFY
F • 6-8 • 225 • JR
Charlotte, N.C.



KEVIN STALLINGS
Head Coach



BRAD FREDERICK
Assistant Coach



DAN MULLER
Assistant Coach



KING RICE
Assistant Coach



TOM RICHARDSON
Director of Operations

COMMODORES®





JERMAINE BEAL





0

Guard
6-3 • 205
Senior-4th
DeSoto, Texas
DeSoto

CAREER HIGHS

Points: 27,
vs. S. Carolina (2/28/09)
FG Made: 7,
6x, last at LSU (3/4/09)
FG Attempted: 14,
vs. S. Carolina (2/28/09)
3-Pt FG Made: 7,
at Auburn (1/31/09)
3-Pt FG Att: 9
vs. S. Carolina (2/28/09)
FT Made: 10,
vs. Kentucky (2/17/09)
FT Att: 10,
vs. Kentucky (2/17/09)
Rebounds: 7,
vs. S. Carolina (2/28/09)
Assists: 9,
2x, last vs. LSU (1/19/08)
Blocks: 1,
4x, last Georgia (1/14/09)
Steals: 4,
vs. Saint Francis (12/31/08)
Minutes: 42,
vs. South Alabama (11/29/07)



VANDERBILT®



JERMAINE BEAL



General Summary:

Long, physical guard with court savvy and ability to distribute the basketball... Set a new Commodore record for assists by a sophomore in 2007-08 with 158, and increased his scoring average to 12.5 points per game in his junior season. Drastically improved his three-point shooting in 2008-09 and made 40.3% of his shots from beyond the arc (58-144).

2008-09 (Junior):

Started in all 31 games in his junior season... averaged 12.5 points, 3.5 rebounds, and 3.2 assists per game... shot 40.3% from three, 90 percentage points better than his sophomore season 3-point field goal percentage (.313)... Ended the season ranked in the SEC in six different categories – scoring (21st, 12.7), assists (10th, 3.1), free throw percentage (.823), 3-point field goals made (12th, 1.9), assist-to-turnover ratio (2nd, 2.0), and minutes played (33.1)... Tallied double figures in 2 of 31 games... Had four 20+ point performances, including a career-high 27 point-game at home against South Carolina on Feb. 28... Made season-high seven field goals on six different occasions... Was 10-for-10 from the charity stripe against Kentucky (2/17) ... Named to the Cancun Challenge All-Tournament Team after averaging 14 points, 5 rebounds and 5.5 assists per game in final two games... Scored a then career-high 20 points on 7-12 shooting in win over USF (12/16)... Scored a team-high 18 points in loss to Kentucky (1/10)... Tallied 13 points on 5-of-10 shooting in 39 minutes vs. USC (1/28)... Scored a then career-high 21 points, on 7-of-10 shooting in win over Auburn. All seven of Beal's FG were three-pointers, marking a career high... Logged all 40 minutes vs. Alabama (2/5), and scored 20 points, his second straight 20+ point game - first player since 1998 (Drew Maddox) to play in all 40 minutes of a regulation game... Also dished out season and career-high eight assists vs. the Crimson Tide... Dished out six assists vs. Ole Miss (2/7)... Scored 17 points, including a career best 10-of-10 from the free throw line in win over UK (2/17) ... Registered 11 points, two rebounds and two steals in loss at Georgia (2/25)... Notched a career high 27 points on 7-of-14 shooting, including 5-of-9 from downtown in 35 minutes vs. South Carolina... Pulled down a season-high seven rebounds in win over USC (2/28) ... Posted 17-point effort on 7-of-13 shooting in win at LSU (3/4)... Scored in double figures for the 21st time in 2008-09 with 11 points vs. Arkansas (3/8).

Summer 2008:

Averaged 9.0 points and three assists in five games during a mission trip to China.

2007-08 (Sophomore):

Played in all 34 games and started in 33 of them... Had 158 assists for the season, the most ever by a Vanderbilt sophomore... Was first in the SEC with a 3.1 assist-to-turnover ratio, and placed third nationally... Tallied a then career-high six assists in win over Austin Peay (11/10)... Named to the South Padre Invitational All-Tournament team for his play vs. Utah State and Bradley; he averaged 13.5 points and 5.0 assists per game, and committed only one turnover in the two games... Made 9-of-9 free throws vs. Bradley (11/24), and for the tournament was 13-for-13... Dished out five or more assists in four consecutive games from November 29 through December 8... Scored career high 19 points in win over UMass... Tied career high with nine assists against LSU... Hit game winning jumper with less than a second remaining against South Carolina (2/9) and ended the game with four points and five assists in the 66-65 win... Scored 17 points and shot 7-of-9 from the free throw line in Vanderbilt's win over No. 1 Tennessee (2/26)... Dished out seven assists in SEC Tournament win over Auburn (3/13).

Summer 2007:

Averaged 13.8 points and five assists in five games during a mission trip to Argentina sponsored by SCORE International.

2006-07 (Freshman):

Played in all 34 games with two starts, averaging 16.8 minutes ... Finished among the SEC's freshmen leaders in steals (fourth with 1.06 per game), free throw shooting (fifth at 80.0 percent) and assists (sixth with 1.79) ... Netted a career-high 15 points on 4-of-6 field goals and 5-of-6 free throws against Nicholls State (12/16) ... Hit driving layup and free throw with 4.4 seconds remaining to help give Vanderbilt a 98-93 overtime victory against Toledo (12/2). Ended the contest with 13 points, four rebounds and four assists ... Scored his SEC-high with nine points at Auburn (1/6) ... Started the first two games of the season.

DeSoto High School:

Became the school's all-time leading scorer, averaging 21.5 points, six assists and five rebounds as a senior for the Eagles ... Two-time All-State selection ... Named most valuable player in helping DeSoto High School claim the District 7-5A championship ... Chosen First Team All-Area by the Dallas Morning News ... Listed a four-star (out of five) athlete by Rivals.com ... Ranked 19th among the best point guards nationally and one of the top 100 high school players in the nation following his senior year ... Helped the Eagles to a 5-A state title as a freshman and a state runner-up finish as a junior ... Named District 7-5A Sophomore of the Year ... Named First Team All-Academic in District 7-5A.

Personal:

Jermaine Darnell Beal ... Born Nov. 4, 1987 in Dallas, Texas ... Son of James and Rubye Beal ... Has an older brother, James Beal Jr. ... Nickname is "Dolla Beal" ... Majoring in human and organizational development ... Advice to youngsters: "Work hard, have fun and enjoy life" ... Chose Vanderbilt over Baylor, Oklahoma, Texas and SMU.

COMMODORE Q & A

Favorite NBA Team:

Dallas Mavericks

Age I first picked up a basketball:

3

When I was a kid

I tried to be like:

Michael Jordan

A few words that describe the way I play basketball:

You tell me

What I need to improve on to be a better player:

Everything

What impresses me about

Coach Stallings:

His personality

Favorite part about

playing in Memorial Gym:

The fans

The best tasting food

I can make:

Ramen Noodles

Best non-athletic talent:

Modeling or rapping

Ultimate vacation

destination:

Vegas or overseas

I'm as good as anyone at:

Looking fresh on the scene

The biggest influence

in my life:

My family

The best advice I've received:

"Never tell God how big your storm is, tell the storm how big your God is."

COMMODORES[®]



JERMAINE BEAL

CAREER GAME-BY-GAME STATS

2006-07 (Freshman)

Date	Opponent	M	FG-A	3P-A	FT-A	Reb	PF	A	T	B	S	PTS
N15	Georgetown*	21	0-3	0-1	0-0	0-2-2	1	0	2	0	0	0
N21	at Wake Forest*	13	0-2	0-1	0-0	0-0-0	3	1	1	0	0	0
N25	Elon	10	0-2	0-1	1-2	0-1-1	1	1	0	0	0	1
N28	Furman	18	1-2	0-0	2-2	0-1-1	0	5	3	0	1	4
D2	Toledo	28	4-5	0-0	5-6	3-1-4	2	4	2	0	1	13
D5	East Tennessee State	19	0-2	0-1	6-6	0-2-2	2	4	1	0	1	6
D7	Lipscomb	24	0-2	0-0	0-0	1-3-4	1	1	2	0	0	0
D9	Georgia Tech	10	0-1	0-1	0-0	1-1-2	0	2	6	0	1	0
D16	Nicholls State	24	4-6	2-4	5-6	0-2-2	1	3	2	0	3	15
D19	vs. PR-Mayaguez	22	2-3	1-1	5-7	0-3-3	2	4	1	1	2	10
D20	vs Tennessee Tech	15	0-2	0-1	1-2	0-2-2	0	1	1	0	1	1
D21	vs Appalachian State	21	1-4	0-1	0-0	0-4-4	1	1	0	0	3	2
D29	Alabama A&M	23	3-3	1-1	5-6	0-4-4	2	2	1	0	2	12
J2	at Rice	19	2-6	0-2	3-3	0-3-3	0	3	4	0	1	7
J6	at Auburn	22	3-7	1-3	2-2	2-2-4	1	1	2	0	2	9
J10	Tennessee	14	0-3	0-1	2-2	0-2-2	1	0	1	0	1	2
J13	at Georgia	19	0-4	0-2	0-0	0-0-0	3	2	0	0	1	0
J17	Alabama	16	0-3	0-1	2-2	0-2-2	3	3	1	0	1	2
J20	at Kentucky	14	0-2	0-1	1-2	0-1-1	1	0	3	0	1	1
J24	at LSU	13	1-1	0-0	0-0	0-1-1	1	0	2	0	1	2
J27	Ole Miss	13	1-3	0-1	0-0	0-2-2	1	1	1	0	2	2
J31	at Florida	14	0-1	0-1	0-1	0-0-0	0	2	0	0	0	0
F3	Georgia	23	2-5	1-3	1-2	0-3-3	2	1	0	0	0	6
F10	at Tennessee	13	1-4	0-2	2-2	0-1-1	2	1	3	0	0	4
F14	South Carolina	9	0-0	0-0	0-0	0-1-1	0	1	0	1	0	0
F17	Florida	18	1-3	0-0	0-0	0-1-1	1	1	1	0	1	2
F21	at Mississippi State	19	1-4	1-2	5-6	0-4-4	3	4	2	0	1	8
F25	Kentucky	8	0-1	0-0	0-0	0-0-0	0	0	0	0	2	0
F28	at South Carolina	11	2-2	2-2	0-0	0-1-1	2	3	2	0	1	6
M3	Arkansas	17	1-4	0-2	0-0	0-1-1	3	1	0	0	1	2
M9	vs Arkansas	19	1-3	1-1	2-2	0-1-1	3	3	0	0	0	5
M15	vs George Washington	17	1-3	0-1	2-4	1-0-1	3	1	1	0	3	4
M17	vs Washington State	13	0-1	0-0	0-0	0-0-0	0	2	0	0	2	0
M23	vs Georgetown	13	1-1	0-0	0-0	1-0-1	1	2	0	1	0	2

* Started game

2007-08 (Sophomore)

Date	Opponent	M	FG-A	3P-A	FT-A	Reb	PF	A	T	B	S	PTS
N10	Austin Peay*	29	1-4	0-2	1-2	0-2-2	3	6	7	0	1	3
N13	at Toledo*	26	2-3	2-3	0-0	0-3-3	1	3	2	0	1	6
N20	Valparaiso	11	1-2	0-1	5-6	0-0-0	0	0	1	0	0	7
N23	vs. Utah State*	25	4-5	2-3	4-4	0-2-2	1	6	0	0	0	14
N24	vs. Bradley*	30	2-6	0-2	9-9	2-2-4	2	4	1	0	0	13
N29	South Alabama*	42	1-6	0-1	3-4	1-4-5	2	7	3	0	3	5
D1	Georgia Tech*	26	2-4	2-4	1-2	0-1-1	2	9	1	0	2	7
D5	Wake Forest*	31	2-4	0-1	4-5	1-3-4	3	5	2	0	1	8
D8	Lipscomb*	22	2-6	0-2	0-0	0-1-1	1	5	0	0	0	4
D12	at DePaul*	25	0-3	0-1	2-2	2-2-4	2	4	1	0	1	2
D22	Tennessee State*	28	2-3	2-3	6-8	1-2-3	0	4	2	0	1	12
D29	Tennessee-Martin*	21	1-3	1-3	2-2	0-0-0	3	2	1	0	0	5
D31	Iona*	24	3-4	1-2	1-2	0-1-1	0	6	2	0	2	8
J3	Rice*	24	2-5	1-2	2-2	0-1-1	0	5	2	0	0	7
J5	Massachusetts*	32	6-10	3-5	4-4	0-0-0	3	2	2	0	1	19
J9	South Carolina*	29	2-7	2-6	5-5	0-2-2	2	6	1	0	0	11
J12	at Kentucky*	37	2-5	1-4	1-2	1-1-2	3	5	1	0	1	6
J17	at Tennessee*	26	1-5	1-2	5-6	2-3-5	4	5	1	0	0	8
J19	LSU*	32	5-10	0-3	0-1	0-3-3	1	9	0	0	1	10
J27	at Florida*	23	1-3	0-1	2-4	1-0-1	2	5	0	0	0	4
J30	at Ole Miss*	32	3-8	1-5	0-0	1-1-2	2	6	4	1	2	7
F2	Auburn*	27	5-8	2-4	1-4	2-0-2	2	4	3	0	2	13
F6	at Georgia*	28	2-6	0-2	1-4	0-0-0	2	3	1	0	2	5
F9	at South Carolina*	28	1-4	0-2	2-2	0-4-4	0	5	1	0	0	4
F12	Kentucky*	27	2-7	2-5	4-6	0-1-1	1	5	0	0	0	10
F16	Florida*	28	0-5	0-2	1-2	0-2-2	2	2	3	0	0	1
F23	Georgia*	28	3-6	1-3	2-3	1-1-2	3	3	0	0	1	9
F26	Tennessee*	34	4-8	2-4	7-9	0-3-3	2	2	0	0	0	17
M1	at Arkansas*	33	1-9	0-3	3-4	2-1-3	4	7	4	0	1	5
M5	Mississippi State*	34	3-11	2-7	0-0	2-0-2	2	7	2	0	0	8
M8	at Alabama*	14	0-2	0-2	0-0	1-0-1	0	1	2	0	0	0
M13	vs. Auburn*	28	2-4	2-4	1-2	0-4-4	0	7	0	0	0	7
M14	vs. Arkansas*	32	3-5	1-2	5-5	0-1-1	4	3	0	0	1	12
M21	vs. Siena*	19	0-4	0-3	0-0	0-1-1	3	5	1	0	1	0

* Started game

2008-09 (Junior)

Date	Opponent	M	FG-A	3P-A	FT-A	Reb	PF	A	T	B	S	PTS
N16	Morehead State*	24	3-5	1-2	3-3	1	0	1	4	0	3	10
N20	Illinois*	34	1-7	1-4	3-4	6	3	7	1	0	0	6
N24	MTSU*	37	4-11	2-4	2-2	5	3	4	3	0	2	12
N26	Central Arkansas*	29	3-9	1-5	5-7	4	2	3	1	1	0	12
N29	vs. Drake*	37	4-8	3-5	3-4	6	2	5	1	0	2	14
N30	vs. VCU*	36	2-5	2-3	8-8	4	2	6	2	0	0	14
D3	UIC*	23	1-4	1-1	4-4	2	0	0	3	0	1	7
D6	at Ga. Tech*	35	1-8	0-4	3-4	5	4	3	1	0	3	5
D10	Alabama A&M*	28	4-5	1-1	5-6	5	0	5	2	0	3	14
D16	vs. USF*	35	7-12	3-6	3-3	5	0	2	1	1	3	20
D20	Tennessee Tech*	33	3-8	3-4	0-0	4	2	3	1	0	0	9
D22	Furman*	28	5-6	3-4	2-2	5	1	0	0	0	0	15
D31	St. Francis*	25	7-10	3-6	0-1	1	1	3	0	0	4	17
J3	at UMass*	30	3-6	0-2	4-4	6	1	6	1	1	1	10
J10	at Kentucky*	36	5-11	1-4	7-7	1	4	3	1	0	1	18
J14	Georgia*	34	4-10	1-4	0-0	5	0	2	0	1	1	9
J17	at Miss. State*	30	5-12	1-5	3-4	3	4	1	3	0	2	14
J20	Tennessee*	34	1-7	0-5	6-7	5	2	1	2	0	0	8
J25	Florida*	30	5-9	3-6	0-2	1	0	4	0	0	0	13
J28	at South Carolina*	39	5-10	0-2	3-6	4	4	3	3	0	1	13
J31	at Auburn*	37	7-10	7-8	0-0	3	0	2	1	0	1	21
F5	Alabama*	40	7-13	4-8	2-4	2	1	8	2	0	0	20
F7	Ole Miss*	36	3-7	2-4	0-0	0	0	6	0	1	1	8
F14	at Tennessee*	31	1-10	0-2	1-2	6	1	1	5	0	1	3
F17	Kentucky*	38	3-9	1-3	10-10	2	1	3	2	0	3	17
F21	at Florida*	32	2-9	2-7	1-1	3	1	1	1	0	0	7
F25	at Georgia*	37	3-13	2-7	3-4	2	2	2	1	0	0	11
F28	South Carolina*	35	7-14	5-9	8-9	7	2	3	3	0	0	27
M4	at LSU*	38	7-13	3-7	0-0	2	3	2	2	0	1	17
M8	Arkansas*	33	3-8	1-4	4-5	2	2	3	0	0	0	11
M12	Alabama*	32	2-11	1-8	0-0	2	4	6	2	0	1	5

* Started game



BEAL'S OVERALL STATISTICS AT VANDERBILT

Year	GP	GS	Min	Avg	FG	FGA	Pct.	3pt	3ptA	Pct	FT	FTA	Pct	Off	Def	Tot	Avg	PF	FO	Ast	TO	Blk	Stl	Pts	Avg
2006-07	34	2	572	16.8	33	98	.337	10	38	.263	52	65	.800	9	52	61	1.8	47	0	61	45	3	36	128	3.8
2007-08	34	33	935	27.5	71	185	.384	31	99	.313	84	111	.757	20	52	72	2.1	62	0	158	51	1	25	257	7.6
2008-09	31	31	1026	33.1	118	280	.421	58	144	.403	93	113	.823	9	100	109	3.5	52	0	99	49	5	35	387	12.5
TOTAL	99	66	2533	25.6	222	563	.394	99	281	.352	229	289	.792	38	204	242	2.4	161	0	318	145	9	96	772	7.8

BEAL'S SEC STATISTICS AT VANDERBILT

Year	GP	GS	Min	Avg	FG	FGA	Pct.	3pt	3ptA	Pct	FT	FTA	Pct	Off	Def	Tot	Avg	PF	FO	Ast	TO	Blk	Stl	Pts	Avg
2006-07	16	0	243	15.2	13	47	.277	5	21	.238	15	19	.789	2	22	24	1.5	24	0	21	18	1	15	46	2.9
2007-08	16	16	460	28.8	35	104	.337	14	55	.255	34	52	.654	13	22	35	2.2	32	0	75	23	1	10	118	7.4
2008-09	16	16	560	35.0	68	165	.412	33	85	.388	48	61	.787	6	42	48	3.0	27							

ELLIOTT COLE



General:

Joined the team at the start of the 2007-08 season as a walk-on... Played in 10 games as a sophomore... Made the 2009 SEC Honor Roll for his work in the classroom.

2008-09 (Sophomore):

Played in 10 games as a sophomore... Saw action in first game against Morehead State (11/16)... Played two minutes vs. UCA... Scored the first point of his collegiate career with free throw against Alabama A&M (12/10)... Made first career field goal in career-high four minutes of action versus St. Francis (12/31).

2007-08 (Freshman):

Saw action in five games as a freshman... Grabbed a rebound in three out of the five games he played in.

Memphis University School:

Named the school's best offensive player and MVP in his senior year in route to the team capturing the Division II state championship... Was also a TSSAA All-State member in 2007 and the TSSAA state tournament MVP for Division II... Averaged 17.3 points, 4.0 rebounds, 4.0 assists, and 2.5 steals per game.

Personal:

Elliott Walker Cole... Born August 8, 1988... Son of Dr. Fred and Cindy Cole... Majoring in Economics... Advice to youngsters: "Don't let people say you can't do something."

CAREER GAME-BY-GAME STATS

2007-08 (Freshman)

Date	Opponent	M	FG-A	3P-A	FT-A	Reb	PF	A	T	B	S	PTS
D31	Iona	1	0-0	0-0	0-0	0-1-1	0	0	0	0	0	0
J3	Rice	1	0-2	0-1	0-0	0-1-1	0	0	0	0	0	0
J27	at Florida	0+	0-0	0-0	0-0	0-0-0	0	0	0	0	0	0
F12	Kentucky	1	0-1	0-0	0-0	1-0-1	0	0	0	0	0	0
M21	vs. Siena	1	0-1	0-1	0-0	0-0-0	0	0	0	0	0	0

2008-09 (Sophomore)

Date	Opponent	M	FG-A	3P-A	FT-A	Reb	PF	A	T	B	S	PTS
N16	Morehead State	1	0-0	0-0	0-0	0	0	0	0	0	0	0
N26	Central Arkansas	2	0-1	0-1	0-0	0	0	0	0	0	1	0
D10	Alabama A&M	2	0-0	0-0	1-2	1	0	0	0	0	0	1
D16	vs. USF	1	0-0	0-0	0-0	0	0	0	0	0	0	0
D20	Tennessee Tech	1	0-0	0-0	0-0	0	1	0	0	0	0	0
D22	Furman	2	0-0	0-0	0-0	0	0	0	0	0	0	0
D31	St. Francis	4	1-1	0-0	0-0	0	0	0	1	0	0	2
J3	at UMass	3	0-0	0-0	0-0	0	0	0	1	0	0	0
F14	at Tennessee	0+	0-0	0-0	0-0	0	0	0	0	0	0	0
F28	South Carolina	1	0-0	0-0	0-0	0	1	0	0	0	0	0



15

Guard

5-11 • 180

Junior-3rd

Memphis, Tenn.

Memphis University School

COMMODORE

Q & A

Favorite NBA Team:

Memphis Grizzlies

One NBA player I wish was my teammate:

Penny Hardaway

When I was a kid I tried to be like:

My older brother

A few words that describe the way I play basketball:

Smooth, clever, up-tempo

The thing that impresses me most about Coach Stallings:

His straight-forwardness

The best tasting food I can make:

Hamburger Helper

The biggest influence in my life:

My Mom

The most famous person I've met:

Peyton Manning

COMMODORES®

COLE'S OVERALL STATISTICS AT VANDERBILT

Year	GP	GS	Min	Avg	FG	FGA	Pct.	3pt	3ptA	Pct	FT	FTA	Pct	Off	Def	Tot	Avg	PF	FO	Ast	TO	Blk	Stl	Pts	Avg
2007-08	5	0	4	0.8	0	4	.000	0	2	.000	0	0	.000	1	2	3	0.6	0	0	0	0	0	0	0	0.0
2008-09	10	0	17	1.7	1	2	.500	0	1	.000	1	2	.500	0	1	1	0.1	2	0	0	2	0	1	3	0.3
TOTAL	15	0	21	1.4	1	6	.167	0	3	.000	1	2	.500	1	3	4	0.3	2	0	0	2	0	1	3	0.2

COLE'S SEC STATISTICS AT VANDERBILT

Year	GP	GS	Min	Avg	FG	FGA	Pct.	3pt	3ptA	Pct	FT	FTA	Pct	Off	Def	Tot	Avg	PF	FO	Ast	TO	Blk	Stl	Pts	Avg
2007-08	2	0	1	0.5	0	1	.000	0	0	.000	0	0	.000	1	0	1	0.5	0	0	0	0	0	0	0	0.0
2008-09	2	0	1	0.5	0	0	.000	0	0	.000	0	0	.000	0	0	0	0.0	1	0	0	0	0	0	0	0.0
TOTAL	4	0	2	0.5	0	1	.000	0	0	.000	0	0	.000	1	0	1	0.3	1	0	0	0	0	0	0	0.0





JOE DUFFY



50

Forward
6-8 • 225

Junior-3rd

Charlotte, N.C.

Charlotte Catholic

Phillips Exeter Academy

(N.H.)

CAREER HIGHS

Points: 4,

2x, last vs. Drake (11/29/08);

FG Made: 2,

2x, last vs. Drake (11/29/08);

FG Atts: 5,

vs. Drake (11/29/08);

3FG Made: 0,

3FG Atts: 1,

vs. Kentucky (2/12/08);

FT Made: 2,

2x, last vs. Morehead St. (11/16/08);

FT Atts: 2,

2x, last vs. Morehead St. (11/16/08);

Rebounds: 5,

vs. Drake (11/29/08);

Assists: 2,

2x, last vs. St. Francis (12/31/08);

Turnovers: 2,

2x, last vs. St. Francis (12/31/08);

Blocks: 1,

at Tennessee (2/14/09);

Steals: 1,

2x, last vs. Drake (11/29/08);

Minutes: 22,

vs. St. Francis (12/31/08).



VANDERBILT®





General:

Joined the team at the start of the 2007-08 season as a walk-on... Has been on scholarship for the last two seasons... Made the 2009 SEC Honor Roll for his work in the classroom.

2008-09 (Sophomore):

Saw action in 19 games in his sophomore season... Averaged 1.0 points and 1.2 rebounds per game... Recorded four points and four rebounds in 14 minutes in season opener against Morehead St... Also scored four points vs. C. Arkansas (11/26)... Tallied four points and season-high five rebounds in a Cancun Challenge semifinal win over Drake (11/29)... Tallied a season-high 22 minutes in win over St. Francis (12/31)... Scored two points on 1-of-1 shooting in one minute of action vs. Arkansas (3/8).

2007-08 (Freshman):

Played in 11 games and scored a career-high two points in five games... Grabbed one rebound in two games... Was 2-for-2 at the free throw line against Georgia Tech (12/1)... Logged a season-high four minutes vs. Rice (1/3).

Phillips Exeter Academy:

Attended the Exeter, N.H., school in 2006-07 and averaged 15 points and nine rebounds per game... Averaged 21 points and ten rebounds per game for Charlotte Catholic High School in 2006 and was named the 2006 Queen City Conference Player of the Year... Was also a first-team all-conference selection in 2005.

Personal:

Joseph Patrick Duffy... Born March 4, 1988... Son of Thomas and Anne Duffy... His father played basketball at the University of Dayton... His cousin Roger Duffy played center for the New York Jets and Pittsburgh Steelers... Majoring in Economics... Advice to youngsters: "Never throw away your dreams. If you work hard enough, you can achieve anything."

CAREER GAME-BY-GAME STATS

2007-08 (FRESHMAN)

Date	Opponent	M	FG-A	3P-A	FT-A	Reb	PF	A	T	B	S	PTS
N23	vs. Utah State	1	1-2	0-0	0-0	0-0-0	0	0	0	0	0	2
D1	Georgia Tech	3	0-0	0-0	2-2	0-0-0	0	0	0	0	0	2
D8	Lipscomb	2	0-0	0-0	0-0	0-0-0	0	0	0	0	0	0
D29	Tennessee-Martin	1	0-0	0-0	0-0	0-0-0	1	0	0	0	0	0
D31	Iona	3	0-0	0-0	0-0	0-1-1	0	0	0	0	0	0
J3	Rice	4	1-1	0-0	0-0	1-0-1	1	0	0	0	1	2
J17	at Tennessee	0+	0-0	0-0	0-0	0-0-0	0	0	0	0	0	0
J27	at Florida	0+	0-0	0-0	0-0	0-0-0	0	0	0	0	0	0
F12	Kentucky	3	1-2	0-1	0-0	0-0-0	0	0	0	0	0	2
M13	vs. Auburn	1	1-1	0-0	0-0	0-0-0	0	0	0	0	0	2
M21	vs. Siena	1	0-0	0-0	0-0	0-0-0	0	0	0	0	0	0

2008-09 (SOPHOMORE)

Date	Opponent	M	FG-A	3P-A	FT-A	Reb	PF	A	T	B	S	PTS
N16	Morehead State	14	1-1	0-0	2-2	4	2	1	0	0	0	4
N20	Illinois	3	0-0	0-0	0-0	0	0	0	0	0	0	0
N24	MTSU	7	0-1	0-0	0-0	0	1	0	0	0	0	0
N26	Central Arkansas	16	2-2	0-0	0-0	2	0	2	0	0	0	4
N29	vs. Drake	16	2-5	0-0	0-0	5	4	0	0	0	1	4
N30	vs. VCU	4	0-0	0-0	0-0	0	2	0	2	0	0	0
D6	at Ga. Tech	0+	0-0	0-0	0-0	0	0	0	0	0	0	0
D10	Alabama A&M	2	1-2	0-0	0-0	0	0	0	0	0	0	2
D16	vs. USF	1	0-1	0-0	0-0	1	0	0	1	0	0	0
D20	Tennessee Tech	8	0-0	0-0	0-0	3	0	0	1	0	0	0
D22	Furman	12	0-1	0-0	0-0	2	2	0	1	0	0	0
D31	St. Francis	22	0-2	0-0	1-2	2	3	2	2	0	0	1
J3	at UMass	3	1-2	0-0	0-0	0	0	1	0	0	0	2
J10	at Kentucky	12	0-1	0-0	0-0	1	1	1	1	0	0	0
J25	Florida	3	0-1	0-0	0-0	1	0	0	0	0	0	0
J28	at South Carolina	1	0-0	0-0	0-0	0	1	0	0	0	0	0
F14	at Tennessee	1	0-0	0-0	0-0	1	2	0	0	1	0	0
F28	South Carolina	0+	0-0	0-0	0-0	0	0	0	0	0	0	0
M8	Arkansas	1	1-1	0-0	0-0	0	0	0	0	0	0	2

COMMODORE Q & A

Favorite NBA Team:

Charlotte Bobcats

One NBA player I wish

was my teammate:

Steve Nash

When I was a kid

I tried to be like:

My brother Mike

A few words that describe the way I play basketball:

Fundamental, versatile, scrappy

The thing that impresses most about Coach Stallings:

His passion for the game and the team.

The best tasting food I can make:

Duffy cheeseburgers on the grill

The most famous person I've met:

Jerome Bettis

The best advice I've received and who gave it to you:

Keep God at the forefront of your life and you will succeed - My Dad

I'm as good as anyone at:

Ultimate frisbee

Favorite thing to do away from basketball:

Play golf

Age I first picked up a basketball:

5

Favorite movie:

James Bond (all of them)

Career goal (outside of basketball):

Investment banking

Favorite musician:

Dispatch

DUFFY'S OVERALL STATISTICS AT VANDERBILT

Year	GP	GS	Min	Avg	FG	FGA	Pct.	3pt	3ptA	Pct	FT	FTA	Pct	Off	Def	Tot	Avg	PF	FO	Ast	TO	Blk	Stl	Pts	Avg
2007-08	11	0	19	1.7	4	6	.667	0	1	.000	2	2	1.000	1	1	2	0.2	2	0	0	0	0	1	10	0.9
2008-09	19	0	126	6.6	8	20	.400	0	0	.000	3	4	.750	8	14	22	1.2	18	0	7	8	1	1	19	1.0
TOTAL	30	0	145	4.8	12	26	.462	0	1	.000	5	6	.833	9	15	24	0.8	20	0	7	8	1	2	29	1.0

DUFFY'S SEC STATISTICS AT VANDERBILT

Year	GP	GS	Min	Avg	FG	FGA	Pct.	3pt	3ptA	Pct	FT	FTA	Pct	Off	Def	Tot	Avg	PF	FO	Ast	TO	Blk	Stl	Pts	Avg
2007-08	3	0	3	1.0	1	2	.500	0	1	.000	0	0	.000	0	0	0	0.0	0	0	0	0	0	0	2	0.7
2008-09	6	0	18	3.0	1	3	.333	0	0	.000	0	0	.000	1	2	3	0.5	4	0	1	1	1	0	2	0.3
TOTAL	9	0	21	2.3	2	5	.400	0	1	.000	0	0	.000	1	2	3	0.3	4	0	1	1	1	0	4	0.4





FESTUS EZELI



3

Center

6-11 • 255

R-Sophomore-3rd

Benin City, Nigeria

Igbinedion Educ. Center

Jesuit HS (Calif.)

CAREER HIGHS

Points: 11,

vs. C. Arkansas (11/26/08)

FG Made: 5,

vs. C. Arkansas (11/26/08)

FG Attempted: 7,

vs. C. Arkansas (11/26/08)

3-Pt FG Made: 0

3-Pt FG Att: 0

FT Made: 4,

vs. Arkansas (3/8/09)

FT Att: 7

vs. Arkansas (3/8/09)

Rebounds: 6,

vs. Georgia Tech (12/6/08)

Assists: 0

Blocks: 3,

3x, last vs. Arkansas (3/8/09)

Steals: 1,

2x, last at Georgia (2/25/09)

Minutes: 24,

at Kentucky (1/10/09)



VANDERBILT®



FESTUS EZELI



General:

Nigeria native who was a late signee for Vanderbilt in the summer of 2007... Redshirted in 2007-08... Added bulk to his frame during his redshirt season and dramatically improved his feel for the game during practice... Named Most Improved Player by Vanderbilt players at the end-of-the-year banquet... Changed his number from one to three for his redshirt freshman season.

2008-09 (Redshirt Freshman):

Played in 29 games and made six starts... Averaged 3.8 points, 2.6 rebounds, and 0.8 blocks per game in 12.4 minutes of action... Recorded first career points and first career rebounds in first career

start against Morehead State... Tallied first blocked shots against Morehead St... Posted seven points and five rebounds in 16 minutes against Illinois... Scored career-best 11 points vs. C. Arkansas (11/26)... Tallied career highs in rebounds (6) and blocks (3) in reserve role against Ga. Tech (12/6)... Posted eight points and two rebounds in win over Alabama A&M... Scored five points in four minutes against Furman (12/22)... Posted a six-point and five rebound effort in third career start against St. Francis (12/31)... Tied his season-high for blocked shots with three in win over UMass (1/3)... Tallied two points and four rebounds in season-high 24 minutes vs. Kentucky... Notched seven points in 11 minutes off the bench vs. Auburn. The 7 pts vs. Auburn is the most vs. an SEC team this year... Started sixth game of his career vs. Alabama (2/5)... Tallied four points on 2-of-2 shooting vs. Kentucky (2/17)... Recorded four points on 2-of-3 shooting in 8 minutes vs. LSU (3/4)... Scored second-highest point total of career with 10 points in 17 minutes vs. Arkansas... Tied a career-high with three blocked shots against the Razorbacks (3/8).

2007-08 (Freshman):

Redshirted.

Summer 2007:

Has never played traditional organized basketball... caught the eye of college recruiters playing AAU basketball for the Sacramento Pharoahs in summer of 2007 when he averaged ten points, 11 rebounds, and three blocks per game.

Personal:

Ifeanyi Festus Ezeli-Ndelue... Born October 21, 1989... Son of Festus, Sr., and Patricia... Has three brothers, Ik, Chucky, and Kenny, and one sister, Oby... Majoring in Biology... Graduated from Igbinedion Secondary School in Nigeria at the age of 14... Moved to the United States in 2004... Advice to youngsters: "Enjoy being young"... Chose Vanderbilt over Florida, Connecticut, West Virginia, Minnesota, Pacific, UC-Santa Barbara, Nevada, Reno, Creighton, South Florida, and UNLV.

CAREER GAME-BY-GAME STATS

2008-09 (REDSHIRT FRESHMAN)

Date	Opponent	M	FG-A	3P-A	FT-A	Reb	PF	A	T	B	S	PTS
N16	Morehead State*	15	1-3	0-0	0-0	3	2	0	4	2	0	2
N20	Illinois	16	3-4	0-0	1-2	5	3	0	3	1	0	7
N24	MTSU	9	1-2	0-0	2-2	1	4	0	2	0	0	4
N26	Central Arkansas*	19	5-7	0-0	1-4	5	4	0	2	1	0	11
N29	vs. Drake					-DNP-						
N30	vs. VCU					-DNP-						
D3	UIC	10	1-3	0-0	1-3	0	1	0	1	1	1	3
D6	at Ga. Tech	17	1-3	0-0	1-4	6	2	0	1	3	0	3
D10	Alabama A&M	14	3-3	0-0	2-2	2	1	0	1	0	0	8
D16	vs. USF	11	1-4	0-0	2-2	3	1	1	2	1	0	4
D20	Tennessee Tech	8	0-0	0-0	1-2	1	3	0	3	0	0	1
D22	Furman	4	2-3	0-0	1-1	1	1	0	0	0	0	5
D31	St. Francis*	16	2-4	0-0	2-2	5	1	0	1	2	1	6
J3	at UMass	15	0-2	0-0	0-0	2	2	0	1	3	0	0
J10	at Kentucky*	24	0-0	0-0	2-4	4	2	0	2	0	0	2
J14	Georgia	11	0-1	0-0	0-0	1	0	0	0	1	0	0
J17	at Miss. State	13	1-2	0-0	0-0	4	1	0	2	1	0	2
J20	Tennessee	13	1-1	0-0	0-0	4	0	0	2	1	0	2
J25	Florida	19	3-4	0-0	0-2	4	2	0	4	1	0	6
J28	at South Carolina*	9	1-2	0-0	0-0	0	5	0	3	0	0	2
J31	at Auburn	11	2-3	0-0	3-6	2	4	0	0	0	0	7
F5	Alabama*	10	1-1	0-0	2-2	1	3	0	1	0	0	4
F7	Ole Miss	10	0-1	0-0	0-0	0	2	0	0	0	0	0
F14	at Tennessee	14	3-3	0-0	0-4	3	4	0	3	0	1	6
F17	Kentucky	11	2-2	0-0	0-0	2	3	0	1	0	0	4
F21	at Florida	7	0-1	0-0	0-2	1	1	0	0	0	0	0
F25	at Georgia	7	0-2	0-0	1-2	2	1	0	0	0	1	1
F28	South Carolina	10	1-2	0-0	0-0	4	1	0	2	0	1	2
M4	at LSU	8	2-3	0-0	0-0	2	1	0	1	0	0	4
M8	Arkansas	17	3-4	0-0	4-7	4	1	0	1	3	0	10
M12	Alabama	12	1-5	0-0	2-2	2	2	0	0	1	0	12

* Started game

COMMODORE Q & A

Favorite NBA Team:

Phoenix Suns

One NBA player I wish

was my teammate:

Steve Nash

When I was a kid

I tried to be like:

Michael Jordan

A few words that describe the way I play basketball:

Brute force, speed, athleticism

The thing that impresses me most about Coach Stallings:

His relationship with his team

The best tasting food

I can make:

Rice dishes

Biggest influence in my life:

My parents

Career goal (outside of hoops):

Doctor/Psychologist/Actor/

Businessman

I'm as good as anyone at:

Making people smile

Favorite sport besides

basketball:

Soccer

The most famous person I've met:

Emeka Okafor

The person I admire most:

My father - he made it possible

for me to be here and to have

the life I live

Nobody can believe I watch this

TV show:

Grey's Anatomy

Favorite thing to do away from

basketball:

Hang out with friends.

EZELI'S OVERALL STATISTICS AT VANDERBILT

Year	GP	GS	Min	Avg	FG	FGA	Pct.	3pt	3ptA	Pct	FT	FTA	Pct	Off	Def	Tot	Avg	PF	FO	Ast	TO	Blk	Stl	Pts	Avg
2008-09	29	6	360	12.4	41	75	.547	0	0	.000	28	55	.509	28	46	74	2.6	58	1	1	43	22	4	110	3.8
TOTAL	29	6	360	12.4	41	75	.547	0	0	.000	28	55	.509	28	46	74	2.6	58	1	1	43	22	4	110	3.8

EZELI'S SEC STATISTICS AT VANDERBILT

Year	GP	GS	Min	Avg	FG	FGA	Pct.	3pt	3ptA	Pct	FT	FTA	Pct	Off	Def	Tot	Avg	PF	FO	Ast	TO	Blk	Stl	Pts	Avg
2008-09	16	3	194	12.1	20	32	.625	0	0	.000	12	29	.414	15	23	38	2.4	31	1	0	22	7	3	52	3.3
TOTAL	16	3	194	12.1	20	32	.625	0	0	.000	12	29	.414	15	23	38	2.4	31	1	0	22	7	3	52	3.3



COMMODORES®



LANCE GOULBOURNE




5

Forward
6-8 • 225
Sophomore-2nd
Brooklyn, N.Y.
The Hun School

CAREER HIGHS

Points: 17,
vs. Kentucky (2/17/09)
FG Made: 4,
2x, last vs. Kentucky (2/17/09)
FG Attempted: 8,
at UMass (1/3/09)
3-Pt FG Made: 3,
2x, last vs. Kentucky (2/17/09)
3-Pt FG Att: 5,
vs. Kentucky (2/17/09)
FT Made: 6,
vs. Kentucky (2/17/09)
FT Att: 8
vs. Kentucky (2/17/09)
Rebounds: 8,
at UMass (1/3/09)
Assists: 3,
vs. Arkansas (3/8/09)
Blocks: 2,
vs. Ole Miss (2/7/09)
Steals: 2,
3x, last at Tennessee (2/14/09)
Minutes: 22,
vs. Kentucky (2/17/09)



VANDERBILT®



LANCE GOULBOURNE



General:

Very skilled wing player with great athletic ability and explosiveness... Was a consensus Top 100 recruit in 2008... Also was a standout tennis player in high school, with a serve that topped out at 130 mph.

2008-09 (Freshman):

Played in 23 games as a true freshman... Averaged 5.1 points, and 3.3 rebounds in 2008-09... Scored his first career points with a three-pointer in the first half against Morehead St. Tallied 11 points (3-4 3PT), four rebounds and two steals in 16 minutes of action against Morehead State... Missed the next eight games with mononucleosis; returned to action against USF (12/16) and played seven minutes... Recorded seven points and season-

high seven boards in 15 minutes versus Tennessee Tech (12/20)... Scored 10 points and pulled down a career-high 8 rebounds in 18 minutes against St. Francis (12/31)... Scored in double figures for the second straight game (10) and tied season-high with 8 rebounds against UMass (1/3)... Scored seven points in 16 minutes versus Georgia... Had team-high six rebounds at Miss. State (1/17)... Was 4-for-4 from the floor and tied a career high with 11 points against Ole Miss (2/7)... Scored career-high 17 points on 4-of-7 shooting, including tying a season high with three made three-pointers in season-high 22 minutes vs. Kentucky... Notched six points and one assist in 12 minutes at Florida (2/21)... Connected on a big three pointer in the first half vs. LSU, finishing the game with three pts, and three rebounds in 13 min... Tallied six point, four rebound, and three-assist effort in win vs. Arkansas (3/8).

The Hun School:

Averaged 16 points, eight rebounds, two blocks, two steals, and two assists in his senior season... His Hun School team was the PSIT (Peddie School Invitational Tournament) champion in his junior and senior years... Were MAPL (Mid-Atlantic Prep League) and New Jersey Prep A State Champions in his junior season... Claimed numerous individual accolades, including First Team All-Area from 2006-08, First Team All-Prep in his junior and senior seasons, and a first team selection for the MAPL in his senior season... Was the MVP of the Primetime Shoutout, Tip-Off Classic (two times), and the Big Apple Classic, and was named the Princeton Packet Player of the Year in his senior season... Ranked as the 72nd-best recruit in the nation according to Rivals.com, and the 12th-best small forward in the country... Three-time letterwinner in tennis, and spent five years as a ballboy at the U.S. Open in Flushing Meadow.

Personal:

Lance Avery Goulbourne... Born April 6, 1989 in New York, N.Y. ... Son of Laverne and Mary Goulbourne... Has a brother, Laverne, Jr. (27)... Plans to major in Human and Organizational Development... Brother played basketball at the University of Bridgeport... Nickname is LG... Chose Vanderbilt over Rutgers, Notre Dame, Marquette, and Virginia... Advice to youngsters: "Hard work beats talent when talent fails to work hard."

CAREER GAME-BY-GAME STATS

2008-09 (FRESHMAN)

Date	Opponent	M	FG-A	3P-A	FT-A	Reb	PF	A	T	B	S	PTS
N16	Morehead State	16	3-4	3-4	2-4	4	0	0	2	1	2	11
N20	Illinois					-DNP-						
N24	MTSU					-DNP-						
N26	Central Arkansas					-DNP-						
N29	vs. Drake					-DNP-						
N30	vs. VCU					-DNP-						
D3	UIC					-DNP-						
D6	at Ga. Tech					-DNP-						
D10	Alabama A&M					-DNP-						
D16	vs. USF	7	0-0	0-0	0-0	1	0	0	2	0	0	0
D20	Tennessee Tech	15	3-5	0-1	1-1	7	0	0	0	1	0	7
D22	Furman	13	2-5	0-0	0-0	4	0	0	0	1	0	4
D31	St. Francis	18	3-4	0-1	4-4	8	0	0	0	0	0	10
J3	at UMass	20	3-8	0-1	4-4	8	1	0	3	1	2	10
J10	at Kentucky	9	1-3	0-1	0-0	1	0	0	1	0	0	2
J14	Georgia	16	3-5	1-1	0-0	1	1	0	1	0	1	7
J17	at Miss. State	18	1-6	0-3	0-0	4	1	0	2	1	0	2
J20	Tennessee	11	1-4	0-1	0-0	3	4	1	1	0	1	2
J25	Florida	16	2-3	0-1	0-0	6	1	0	1	1	0	4
J28	at South Carolina	10	0-3	0-1	0-0	1	2	0	1	1	0	0
J31	at Auburn	6	0-2	0-1	0-0	0	0	0	0	0	1	0
F5	Alabama	13	2-5	0-2	0-0	4	1	0	0	1	0	4
F7	Ole Miss	12	4-4	2-2	1-2	1	0	0	0	2	0	11
F14	at Tennessee	20	2-4	0-0	0-0	6	0	0	3	1	2	4
F17	Kentucky	22	4-7	3-5	6-8	2	1	0	2	0	0	17
F21	at Florida	12	2-6	1-3	1-1	0	4	1	2	0	0	6
F25	at Georgia	10	1-2	0-1	1-2	1	2	0	1	0	0	3
F28	South Carolina	16	1-2	0-0	0-1	1	2	1	1	1	0	2
M4	at LSU	13	1-1	1-1	0-0	3	2	0	0	0	0	3
M8	Arkansas	17	2-3	0-0	2-4	4	2	3	2	1	0	6
M12	Alabama	15	1-3	0-1	0-0	3	1	1	1	0	0	2

* Started game

COMMODORE Q & A

Favorite NBA Team:

Denver Nuggets

One NBA player I wish

was my teammate:

Steve Nash

When I was a kid

I tried to be like:

Arthur Ashe

A few words that describe the way I play basketball:

With heart, like my last game

What I need to improve on

to be a better player:

My handle

What impresses me most about Coach Stallings:

He cares about his players like they were family

The best tasting food I can make:

Pancakes

I'm as good as anyone at:

Being dedicated

Favorite sport other than hoops:

Tennis

Person I admire most:

My brother

The best advice I've received:

This is a marathon, not a sprint

(my brother)

Favorite Movie:

Glory Road

Nobody can believe I watch this TV show:

Friends

Ultimate vacation destination:

The Bahamas

One thing my hometown is known for:

The birth place of Michael Jordan

Favorite musical performer:

Nas

GOULBOURNE'S OVERALL STATISTICS AT VANDERBILT

Year	GP	GS	Min	Avg	FG	FGA	Pct.	3pt	3ptA	Pct.	FT	FTA	Pct.	Off	Def	Tot	Avg	PF	FO	Ast	TO	Blk	Stl	Pts	Avg
2008-09	23	0	325	14.1	42	89	.472	11	31	.355	22	31	.710	21	54	75	3.3	25	0	7	25	12	10	117	5.1
TOTAL	23	0	325	14.1	42	89	.472	11	31	.355	22	31	.710	21	54	75	3.3	25	0	7	25	12	10	117	5.1

GOULBOURNE'S SEC STATISTICS AT VANDERBILT

Year	GP	GS	Min	Avg	FG	FGA	Pct.	3pt	3ptA	Pct.	FT	FTA	Pct.	Off	Def	Tot	Avg	PF	FO	Ast	TO	Blk	Stl	Pts	Avg
2008-09	16	0	221	13.8	27	60	.450	8	23	.348	11	18	.611	13	27	40	2.5	23	0	6	17	8	6	73	4.6
TOTAL	16	0	221	13.8	27	60	.450	8	23	.348	11	18	.611	13	27	40	2.5	23	0	6	17	8	6	73	4.6



COMMODORES®



CHARLES HINKLE




2

Guard/Forward
6-6 • 195

R-Sophomore-3rd
Los Alamitos, Calif.
Hebron Academy (N.H.)
Los Alamitos HS

CAREER HIGHS

- Points:** 7,
vs. Saint Francis (12/31/08)
- FG Made:** 2,
vs. Saint Francis (12/31/08)
- FG Attempted:** 7,
vs. UIC (12/3/08)
- 3-Pt FG Made:** 1,
5x, last vs. Alabama (2/5/09)
- 3-Pt FG Att:** 5,
vs. UIC (12/3/08)
- FT Made:** 4,
vs. VCU (11/30/08)
- FT Att:** 4
vs. VCU (11/30/08)
- Rebounds:** 4,
vs. UIC (12/3/08)
- Assists:** 2,
2x, last at Florida (2/21/09)
- Blocks:** 1,
2x, last at Tennessee (2/14/09)
- Steals:** 2,
vs. Alabama A&M (12/10/08)
- Minutes:** 31,
vs. Drake (11/29/08)



VANDERBILT®



CHARLES HINKLE



General:

Gritty wing player with a strong feel for the game... Emerged as one of the team's more solid defenders who could guard a number of different positions.

2008-09 (Redshirt Freshman):

Played in 25 games... Averaged 2.0 points and 0.9 rebounds per game in 8.4 minutes of action... Played six minutes in season opener against Morehead State... Scored first points of collegiate career with three-pointer against MTSU (11/24)... Tallied three points vs. C. Arkansas (11/26)... Tallied a then season-high in points (5) rebounds (3) and career-high 31 minutes in Cancun Challenge semifinal win over Drake (11/29)... Posted three points and two steals in 13 minutes against Alabama A&M (12/10)... Set a career-high in points scored (7) in eight minutes off the bench against St. Francis (12/31)... Gave team quality minutes in win over Alabama (2/5)... Scored five points in SEC Tournament first round game against Alabama (3/12).

Hebron Academy (Maine):

Averaged 16.3 points, 5.9 rebounds and 2.1 assists during the 2006-07 season.

Los Alamitos High School (Calif.):

Averaged 10.0 points and 5.0 rebounds during his senior season at Los Alamitos High School helping lead the Griffins to the school's first sectional championship in school history and an appearance at the California state semifinals... The Griffins finished with a 29-5 overall mark... Named a two-time All-Sunset League performer.

Personal:

Charles Hinkle... Born March 11, 1988... Son of Terry and Carol Hinkle... Majoring in Human and Organizational Development... Advice to youngsters: "Hard work pays off."... Chose Vanderbilt over Iowa State, George Washington, UAB, Harvard and St. Bonaventure.

CAREER GAME-BY-GAME STATS

2008-09 (REDSHIRT FRESHMAN)

Date	Opponent	M	FG-A	3P-A	FT-A	Reb	PF	A	T	B	S	PTS
N16	Morehead State	6	0-3	0-3	0-0	0	0	1	0	0	0	0
N20	Illinois					-DNP-						
N24	MTSU	6	1-2	1-1	0-0	0	1	0	0	0	0	3
N26	Central Arkansas	13	1-3	1-3	0-0	1	0	0	1	0	0	3
N29	vs. Drake	31	1-4	1-4	2-2	3	1	1	2	1	1	5
N30	vs. VCU	23	0-1	0-1	4-4	1	3	0	0	0	0	4
D3	UIC	21	1-7	0-5	0-0	4	1	1	1	0	1	2
D6	at Ga. Tech	0+	0-0	0-0	0-0	0	1	0	0	0	0	0
D10	Alabama A&M	13	1-3	1-3	0-0	1	2	0	1	0	2	3
D16	vs. USF	7	0-3	0-1	1-2	2	1	0	1	0	1	1
D20	Tennessee Tech	2	0-0	0-0	0-0	1	0	0	0	0	0	0
D22	Furman	11	1-3	1-3	0-0	2	1	1	0	0	0	3
D31	St. Francis	8	2-2	0-0	3-3	0	1	1	0	0	0	7
J3	at UMass	4	0-0	0-0	0-0	0	0	1	0	0	0	0
J10	at Kentucky					-DNP-						
J14	Georgia					-DNP-						
J17	at Miss. State	2	0-0	0-0	0-0	0	0	1	0	0	0	0
J20	Tennessee	7	1-1	1-1	0-0	2	0	0	0	0	0	3
J25	Florida	9	1-5	0-3	1-2	1	0	0	0	0	1	3
J28	at South Carolina					-DNP-						
J31	at Auburn					-DNP-						
F5	Alabama	7	1-2	1-2	0-0	0	2	0	0	0	0	3
F7	Ole Miss	4	0-0	0-0	0-0	1	0	0	0	0	0	0
F14	at Tennessee	10	1-4	0-2	0-0	0	1	2	2	1	1	2
F17	Kentucky	6	0-0	0-0	0-0	0	2	0	0	0	0	0
F21	at Florida	6	1-1	0-0	0-0	1	0	2	0	0	0	2
F25	at Georgia	3	0-2	0-2	0-0	0	0	0	0	0	0	0
F28	South Carolina	1	0-0	0-0	0-0	0	0	0	1	0	0	0
M4	at LSU					-DNP-						
M8	Arkansas	6	0-0	0-0	0-0	1	2	0	2	0	0	0
M12	Alabama	5	1-2	1-1	2-2	1	4	0	1	0	0	5

COMMODORE Q & A

Favorite NBA Team:

Los Angeles Lakers

One NBA player I wish was my teammate:

Kobe Bryant

When I was a kid

I tried to be like:

Michael Jordan & Ray Allen

A few words that describe the way I play basketball:

Smart player, can shoot from anywhere

The thing that impresses me most about Coach Stallings:

His passion

The best tasting food

I can make:

Eggs

The most famous person I've met:

Shaquille O'Neal

Biggest influence on my life:

My parents

Favorite sport besides basketball:

Football

I picked my jersey number because:

They told me I was a Division 2 player

Favorite musical performer:

Lil' Wayne

Best advice I've received (and who gave it to you):

I Am, Therefore I Can (Coach Wayne Slappy)

Most important thing I've learned since coming to Vanderbilt:

How to manage my time

Favorite sport besides basketball:

Football

Career goal (outside of hoops):

Become successful in whatever I do

HINKLE'S OVERALL STATISTICS AT VANDERBILT

Year	GP	GS	Min	Avg	FG	FGA	Pct.	3pt	3ptA	Pct.	FT	FTA	Pct.	Off	Def	Tot	Avg	PF	FO	Ast	TO	Blk	Stl	Pts	Avg
2008-09	25	0	211	8.4	14	48	.292	8	35	.229	13	15	.867	4	18	22	0.9	23	0	11	12	2	7	49	2.0
TOTAL	25	0	211	8.4	14	48	.292	8	35	.229	13	15	.867	4	18	22	0.9	23	0	11	12	2	7	49	2.0

HINKLE'S SEC STATISTICS AT VANDERBILT

Year	GP	GS	Min	Avg	FG	FGA	Pct.	3pt	3ptA	Pct.	FT	FTA	Pct.	Off	Def	Tot	Avg	PF	FO	Ast	TO	Blk	Stl	Pts	Avg
2008-09	11	0	61	5.5	5	15	.333	2	10	.200	1	2	.500	2	4	6	0.5	7	0	5	5	1	2	13	1.2
TOTAL	11	0	61	5.5	5	15	.333	2	10	.200	1	2	.500	2	4	6	0.5	7	0	5	5	1	2	13	1.2



COMMODORES®



DARSHAWN McCLELLAN



21

Forward
6-7 • 240
Junior-3rd
Fresno, Calif.
Edison HS

CAREER HIGHS

Points: 10,
at Kentucky (1/12/08)
FG Made: 3, 4x, last
at Alabama (3/8/08)
FG Attempted: 8,
vs. UT Martin (12/29/07)
3-Pt FG Made: 1, 3x, last
at Arkansas (3/1/08)
3-Pt FG Att: 1, 3x, last
at Arkansas (3/1/08)
FT Made: 4, 3x, last
at Kentucky (1/12/08)
FT Att: 8,
vs. Georgia Tech (12/1/07)
Rebounds: 9
vs. UMass (1/5/08)
Assists: 3, 2x, last
at Tennessee (1/17/08)
Blocks: 3
vs. UMass (1/5/08)
Steals: 2, 2x, last
vs. Iona (12/31/07)
Minutes: 25,
vs. UMass (1/5/08)



VANDERBILT®



DARSHAWN McCLELLAN



General:

Powerfully built player who can play either forward position... Possesses good ball handling skills and can pass and defend...Has played in every game in his Vanderbilt career.

2008-09 (Sophomore):

Played in all 31 games and started 10 contests...Averaged 2.1 points, 3.0 rebounds, and 1.1 assists per game in 16.9 minutes per game... Made six consecutive starts from December 31 to January 20...Tied a career high with 10 points on 4-7 shooting in 26 minutes against UMass... The four field goals made against the Minutemen was a career best... Dished out a career-high four assists against Drake (11/29) and Alabama A&M (12/10)...Made two three-point baskets against South Florida (12/16) and at UMass (1/3)...Had season-best seven rebounds on two occasions, vs. VCU in Cancun (11/30) and at Kentucky (1/10)... Played career-high 29 minutes against VCU in Cancun... Also tallied two steals against the Rams... Led the team in rebounds and steals against VCU.



2007-08 (Freshman):

Played in all 34 games and made two starts (at Ole Miss, vs. Auburn)... Scored two points and grabbed three rebounds in collegiate debut vs. Austin Peay (11/10)...scored two points vs. Valparaiso (11/20)...Played career-best 17 minutes vs. Utah State (11/23)... Scored six points in both games at South Padre Invitational; was 4-of-4 from the floor in the tournament...Grabbed five rebounds vs. Utah State...Scored career eight points against Tennessee-Martin...Set new career highs in minutes played (25), rebounds (9) and blocks (3) against UMass...Scored career-high 10 points in double overtime loss at Kentucky (1/12)...Tallied six points in 14 minutes of action at Alabama (3/8)...Made season and career-best three field goals in five games.

Edison High School:

Averaged 18 points and 10 rebounds as a senior at Edison High School in Fresno, Calif. ... Helped the Tigers to a 25-6 overall record and the 2007 Central Section Division II Championship ... Received tournament's Most Outstanding Player award after posting 27 points, 12 rebounds and three steals in the title contest ... Named Division II All-State by CalHighSports.com and a First Team All-Star by the Fresno Bee ... Ranks as one of the all-time leading scorers at Edison and won the AAU national tournament championship in 2006 as a member of the Elite Basketball Organization.

Personal:

Darshawn McClellan...Born January 26, 1989...Son of Lori Bohanna...Has a brother Steven and sister Taylor...Majoring in Human and Organizational Development...Advice to youngsters: "Anything is possible if you work hard and you put your mind to it."...Chose Vanderbilt over Fresno State, Washington, Louisville, Cal-Poly, and Pacific.

COMMODORE Q & A

Favorite NBA Team:

1996 Bulls

One NBA player I wish was my teammate:

LeBron James

When I was a kid

I tried to be like:

Michael Jordan

A few words that describe the way I play basketball:

Hard, Intense, With Passion & Love

The thing that impresses me most about Coach Stallings:

His dedication

The best tasting food

I can make:

Tacos

Biggest influence in my life:

My mother and God

Favorite part about playing at Memorial Gym

The atmosphere

Favorite sport other than basketball

Football

The person(s) I admire most:

The women in my family

Nobody can believe I watch this TV show:

The Family Guy

I picked my jersey number because:

Kevin Garnett wears it

Favorite musical performer:

Lil' Wayne

Favorite movie:

Above the Rim

Favorite thing to do away from basketball:

Play video games and rap

Age I first picked up a basketball:

5

COMMODORES®





DARSHAWN McCLELLAN

CAREER GAME-BY-GAME STATS

2007-08 (FRESHMAN)

Date	Opponent	M	FG-A	3P-A	FT-A	Reb	PF	A	T	B	S	PTS
N10	Austin Peay	16	1-2	0-0	0-1	0-3-3	4	2	2	1	0	2
N13	at Toledo	12	0-1	0-0	0-2	1-3-4	3	0	3	0	1	0
N20	Valparaiso	12	1-3	0-0	0-0	1-1-2	2	0	0	1	1	2
N23	vs. Utah State	17	1-1	0-0	4-6	1-4-5	0	0	0	1	2	6
N24	vs. Bradley	12	3-3	0-0	0-0	0-0-0	1	0	1	0	0	6
N29	South Alabama	15	0-2	0-1	0-0	3-3-6	1	0	0	0	0	0
D1	Georgia Tech	16	0-2	0-1	4-8	2-3-5	3	0	0	0	0	4
D5	Wake Forest	11	1-2	1-1	0-0	0-0-0	1	0	0	0	0	3
D8	Lipscomb	18	1-6	0-1	2-2	3-3-6	1	0	1	0	0	4
D12	at DePaul	5	0-0	0-0	0-0	0-1-1	2	0	1	0	0	0
D22	Tennessee State	17	2-5	0-0	0-1	3-3-6	1	0	0	0	0	4
D29	Tennessee-Martin	16	3-8	0-0	2-4	4-1-5	1	1	0	0	0	8
D31	Iona	19	0-1	0-0	1-2	1-0-1	2	2	2	0	2	1
J3	Rice	15	0-2	0-0	0-2	0-3-3	1	2	1	1	0	0
J5	Massachusetts	25	2-3	0-0	1-2	1-8-9	0	0	2	3	1	5
J9	South Carolina	10	2-2	0-0	0-0	2-2-4	0	1	1	0	0	4
J12	at Kentucky	22	3-5	0-0	4-5	1-2-3	2	3	2	0	0	10
J17	at Tennessee	20	2-3	1-1	0-0	3-3-6	0	3	2	0	0	5
J19	LSU	21	3-3	1-1	1-3	2-4-6	4	2	0	1	1	8
J27	at Florida	8	1-2	0-0	0-0	0-1-1	1	0	1	0	0	2
J30	at Ole Miss*	23	1-4	0-0	0-0	1-4-5	2	2	1	1	0	2
F2	Auburn*	13	0-3	0-0	0-0	2-0-2	2	1	0	0	0	0
F6	at Georgia	13	1-2	0-0	0-0	0-0-0	1	0	0	0	1	2
F9	at South Carolina	10	0-1	0-0	0-0	1-1-2	0	0	0	0	0	0
F12	Kentucky	14	1-3	0-1	0-0	1-1-2	3	0	0	0	0	2
F16	Florida	16	0-1	0-0	0-0	0-2-2	2	1	2	1	1	0
F23	Georgia	13	0-1	0-1	0-0	0-3-3	0	1	0	0	1	0
F26	Tennessee	17	0-1	0-1	0-2	1-2-3	2	0	1	2	0	0
M1	at Arkansas	12	1-1	1-1	0-0	0-1-1	2	0	2	0	0	3
M5	Mississippi State	5	0-0	0-0	0-0	0-0-0	2	0	0	0	0	0
M8	at Alabama	14	3-4	0-0	0-0	1-3-4	1	1	0	0	0	6
M13	vs. Auburn	10	0-0	0-0	0-0	1-0-1	1	1	2	0	0	0
M14	vs. Arkansas	4	0-0	0-0	1-2	0-1-1	1	0	0	0	0	1
M21	vs. Siena	8	0-0	0-0	2-2	1-0-1	2	0	0	0	1	2

* Started game

2008-09 (SOPHOMORE)

Date	Opponent	M	FG-A	3P-A	FT-A	Reb	PF	A	T	B	S	PTS
N16	Morehead State	15	0-0	0-0	2-2	1	2	1	1	0	0	2
N20	Illinois*	20	1-4	0-0	1-3	0	0	2	0	0	0	3
N24	MTSU	9	0-1	0-0	0-0	2	3	0	0	1	0	0
N26	Central Arkansas	18	0-0	0-0	2-2	4	1	0	0	2	0	2
N29	vs. Drake*	22	1-1	0-0	0-1	0	4	4	3	1	1	2
N30	vs. VCU*	29	1-5	0-0	1-2	7	0	3	3	0	2	3
D3	UIC*	10	0-0	0-0	0-0	1	2	0	2	0	0	0
D6	at Ga. Tech	14	0-3	0-0	0-0	1	2	1	1	0	0	0
D10	Alabama A&M	17	0-0	0-0	0-0	0	1	4	1	1	0	0
D16	vs. USF	21	3-7	2-3	1-2	5	4	1	2	0	1	9
D20	Tennessee Tech	22	1-2	1-1	0-0	3	2	2	3	0	1	3
D22	Furman	18	1-1	0-0	1-1	0	3	1	1	0	0	3
D31	St. Francis*	21	2-6	0-2	1-2	5	1	0	0	0	0	5
J3	at UMass*	26	4-7	2-3	0-0	5	2	3	0	1	0	10
J10	at Kentucky*	23	2-10	1-5	0-0	7	3	1	1	0	0	5
J14	Georgia*	20	1-5	0-2	0-0	3	0	1	3	1	0	2
J17	at Miss. State*	21	1-3	0-1	0-0	4	1	1	0	0	0	2
J20	Tennessee*	16	0-2	0-2	0-0	0	1	0	2	0	0	0
J25	Florida	5	0-1	0-0	0-0	0	1	0	0	0	0	0
J28	at South Carolina	18	0-3	0-1	0-0	5	1	0	2	1	0	0
J31	at Auburn	11	1-1	0-0	3-8	4	4	1	0	0	1	5
F5	Alabama	2	1-3	0-0	0-0	5	2	2	1	0	0	2
F7	Ole Miss	20	1-2	0-0	0-0	4	3	1	0	0	0	2
F14	at Tennessee	12	0-0	0-0	0-0	3	0	0	1	0	1	0
F17	Kentucky	9	0-0	0-0	0-0	3	0	0	1	0	0	0
F21	at Florida	4	0-1	0-0	0-0	2	0	0	0	0	0	0
F25	at Georgia	12	2-3	0-0	0-0	3	2	0	1	0	0	4
F28	South Carolina	27	0-2	0-1	0-0	6	1	3	2	0	0	0
M4	at LSU	16	0-2	0-1	0-0	1	5	1	0	0	0	0
M8	Arkansas	15	0-3	0-1	0-1	5	1	0	2	1	0	0
M12	Alabama	13	0-1	0-0	0-0	3	0	2	1	0	0	0

* Started game



MCCLELLAN'S OVERALL STATISTICS AT VANDERBILT

Year	GP	GS	Min	Avg	FG	FGA	Pct.	3pt	3ptA	Pct	FT	FTA	Pct	Off	Def	Tot	Avg	PF	FO	Ast	TO	Blk	Stl	Pts	Avg
2007-08	34	2	479	14.1	33	77	.429	4	10	.400	22	44	.500	37	66	103	3.0	51	0	23	27	12	12	92	2.7
2008-09	31	10	523	16.9	23	79	.291	6	23	.261	12	24	.500	26	66	92	3.0	52	1	35	34	9	7	64	2.1
TOTAL	65	12	1002	15.4	56	156	.359	10	33	.303	34	68	.500	63	132	195	3.0	103	1	58	61	21	19	156	2.4

MCCLELLAN'S SEC STATISTICS AT VANDERBILT

Year	GP	GS	Min	Avg	FG	FGA	Pct.	3pt	3ptA	Pct	FT	FTA	Pct	Off	Def	Tot	Avg	PF	FO	Ast	TO	Blk	Stl	Pts	Avg
2007-08	16	2	231	14.4	18	36	.500	3	6	.500	5	10	.500	15	29	44	2.8	24	0	15	12	5	4	44	2.8
2008-09	16	4	248	15.5	9	41	.220	1	14	.071	3	9	.333	14	41	55	3.4	25	1	11	16	3	2	22	1.4
TOTAL	32	6	479	15.0	27	77	.351	4	20	.200	8	19	.421	29	70	99	3.1	49	1	26	28	8	6	66	2.1

VANDERBILT®

CHRIS MERIWETHER



General:

Nashville native who made the team as a walk on during tryouts in October of 2008.

2008-09 (Junior):

Saw action in five games... Scored the first two points of his college career at UMass (1/3) in three minutes of action.

Father Ryan High School:

Won the Leo Long Award for academic excellence and sportsmanship at Father Ryan, and was voted the team captain and team MVP in his senior season... Voted the team's most improved player in his junior year by his teammates... Averaged 10.0 points, 4.5 assists, 3.0 rebounds and 2.5 steals as a senior... Was a member of the National Honor Society, the National Society of High School Scholars and the Spanish Honor Society... Listed as a Wendy's High School Heisman nominee in his senior year.

Personal:

Christopher Julius Meriwether... Born Aug. 2, 1988... Son of Chuck and Curline Meriwether... Has a brother, Jeremy (22)... Majoring in political science... Nickname Bullet or Flash... Advice to youngsters: "With hard work and a positive attitude, anything is possible."

CAREER GAME-BY-GAME STATS

2007-08 (Junior)

Date	Opponent	M	FG-A	3P-A	FT-A	Reb	PF	A	T	B	S	PTS
N26	Central Arkansas	1	0-0	0-0	0-0	0	1	0	0	0	0	0
D10	Alabama A&M	2	0-0	0-0	0-0	0	1	0	1	0	0	0
D31	St. Francis	2	0-0	0-0	0-0	0	0	0	0	0	0	0
J3	at UMass	3	1-1	0-0	0-0	0	0	0	0	0	0	2
MB	Arkansas	1	0-0	0-0	0-0	0	0	0	0	0	0	0

* Started game



10

Guard

6-0 • 180

Senior-2nd

Nashville, Tenn.

Father Ryan HS

COMMODORE

Q&A

Favorite NBA Team:

L.A. Lakers

One NBA player I wish was my teammate:

Kobe Bryant

When I was a kid I tried to be like:

My big brother Jeremy

A few words that describe the way I play basketball:

Controlled chaos

The thing that impresses me most about Coach Stallings:

His sense of humor

The best tasting food I can make:

German Chocolate Cake

The biggest influence in my life:

My family

The best advice I've received (and who gave it to you):

"The best way to predict your future is to create it."

(Coach Stallings)

COMMODORES®

MERIWETHER'S OVERALL STATISTICS AT VANDERBILT

Year	GP	GS	Min	Avg	FG	FGA	Pct.	3pt	3ptA	Pct	FT	FTA	Pct	Off	Def	Tot	Avg	PF	FO	Ast	TO	Blk	Stl	Pts	Avg
2008-09	5	0	9	1.8	1	1	1.000	0	0	.000	0	0	.000	0	0	0	0.0	2	0	0	1	0	0	2	0.4
TOTAL	5	0	9	1.8	1	1	1.000	0	0	.000	0	0	.000	0	0	0	0.0	2	0	0	1	0	0	2	0.4

MERIWETHER'S SEC STATISTICS AT VANDERBILT

Year	GP	GS	Min	Avg	FG	FGA	Pct.	3pt	3ptA	Pct	FT	FTA	Pct	Off	Def	Tot	Avg	PF	FO	Ast	TO	Blk	Stl	Pts	Avg
2008-09	1	0	1	1.0	0	0	.000	0	0	.000	0	0	.000	0	0	0	0.0	0	0	0	0	0	0	0	0.0
TOTAL	1	0	1	1.0	0	0	.000	0	0	.000	0	0	.000	0	0	0	0.0	0	0	0	0	0	0	0	0.0





AARON NOLL



14

Forward

6-7 • 220

Sophomore-2nd

Fort Mitchell, Ky.

Covington Catholic HS

COMMODORE Q&A

Favorite NBA Team:

Cleveland/New Orleans

One NBA player I wish was my teammate:

LeBron

Favorite sport other than basketball:

Volleyball, tennis, soccer

Favorite musical performer:

Red Hot Chili Peppers

Favorite movie:

Shawshank Redemption

The best tasting food I can make:

Christmas cookies

The biggest influence in my life:

My parents

Career goal:

Become a doctor

Ultimate vacation destination:

Hawaii

My best non-athletic talent:

Juggling

CAREER GAME-BY-GAME STATS

2007-08 (Freshman)

Date	Opponent	M	FG-A	3P-A	FT-A	Reb	PF	A	T	B	S	PTS
D10	Alabama A&M	1	0-0	0-0	0-0	1	0	0	0	0	0	0
D31	St. Francis	2	1-1	0-1	0-0	0	0	0	0	0	0	2
J3	at UMass	1	0-0	0-0	0-0	0	0	0	0	0	0	0

* Started game



General:

Made the team as a walk on during tryouts in October, 2008.

2008-09 (Freshman):

Saw action in three games, and made the first two points of his collegiate career against St. Francis (12/31)... Grabbed the first rebound of his career against Alabama A&M.

Covington Catholic:

Was a part of a Covington Catholic team that captured the Ninth Region Tournament and were 34th District Champions in 2006 and 2007... Averaged nine points, seven rebounds, two assists, one steal and 1.5 blocks his senior year... Was named to the Academic All-State team in his junior and senior seasons... Named his team's most improved player in his junior year, and won the Toyota Classic Academic Award in his junior and senior campaigns... Was on the AAU State Champion (Shining Stars) in his junior season... Listed as a Wendy's High School Heisman State Finalist... Excelled in the classroom at Covington Catholic, where he was named Valedictorian and Senior Class President... Was also a National Merit Scholarship finalist, a Kentucky Governor's Scholar, and his school's treasurer for the National Honor Society.

Personal:

Aaron Robert Noll... Born Oct. 30, 1989... Son of Bob and Rhonda Noll... Has two brothers, Andrew (22) and Danny (20), and one sister, Krista (17)... Majoring in biology (Pre-Med)... Advice to youngsters: "Never let anyone tell you that you can't do something if you put your mind to it."

NOLL'S OVERALL STATISTICS AT VANDERBILT


Year	GP	GS	Min	Avg	FG	FGA	Pct.	3pt	3ptA	Pct	FT	FTA	Pct	Off	Def	Tot	Avg	PF	FO	Ast	TO	Blk	Stl	Pts	Avg
2008-09	3	0	4	1.3	1	1	1.000	0	0	.000	0	1	.000	0	1	1	0.3	0	0	0	0	0	0	2	0.7
TOTAL	3	0	4	1.3	1	1	1.000	0	0	.000	0	1	.000	0	1	1	0.3	0	0	0	0	0	0	2	0.7

NOLL'S SEC STATISTICS AT VANDERBILT

Year	GP	GS	Min	Avg	FG	FGA	Pct.	3pt	3ptA	Pct	FT	FTA	Pct	Off	Def	Tot	Avg	PF	FO	Ast	TO	Blk	Stl	Pts	Avg
2008-09	0	0	0	0.0	0	0	.000	0	0	.000	0	0	.000	0	0	0	0.0	0	0	0	0	0	0	0	0.0
TOTAL	0	0	0	0.0	0	0	.000	0	0	.000	0	0	.000	0	0	0	0.0	0	0	0	0	0	0	0	0.0



A.J. OGILVY



4

Center
6-11 • 250
Junior-3rd
Sydney, Australia
Australian Institute of Sport

CAREER HIGHS

Points: 33,
at LSU (3/4/09)
FG Made: 12,
3x, last at LSU (3/4/09)
FG Attempted: 17,
at LSU (3/4/09)
3-Pt FG Made: 2,
2x, last vs. Alabama (2/5/09)
3-Pt FG Att: 2,
2x, last vs. Alabama (2/5/09)
FT Made: 12,
vs. Iona (12/31/07)
FT Att: 14,
at LSU (3/4/09)
Rebounds: 13,
vs. South Florida (12/16/08)
Assists: 6,
vs. Alabama (3/12/09)
Blocks: 5,
at Kentucky (1/12/08)
Steals: 4,
vs. Georgia (1/14/09)
Minutes: 34,
at Kentucky (1/12/08)

COMMODORES®



A.J. OGILVY

General:

Mobile big man with strong physical presence inside who reached the 1,000 point barrier in 2008-09, the first sophomore in the history of Vanderbilt basketball to accomplish the feat...Was a second-team All-SEC selection by the league's coaches and an honorable mention pick by the league's media as a sophomore...Set a new Vanderbilt freshman scoring record with 578 points and led all freshman in the SEC in scoring at 17.0 points per game in 2007-08.

2008-09 (Sophomore):

Played in 29 games and started 28...Averaged 15.4 points, 7.1 rebounds, 1.3 assists, and 1.7 blocks per game...Posted the team's highest rebound average since 2006, when Julian Terrell had 7.2 rebounds per game...Blocked 48 shots in 2008-09, and now has a total of 97 blocks, which puts him in fourth all-time on the Vanderbilt all-time blocks list...his 1.54 blocks per game average would be an all-time best for a career...Shot 54.3% (152-280) in 2008-09, pushing his all-time field goal percentage in a Vanderbilt uniform to 56.8%, which would be third all-time...Tallied five double-doubles and scored in double figures in all but four games in his sophomore year...Had career-high 33-point performance in win at LSU (3/4); also added 10 rebounds against the Tigers...Had 20 points and 13 rebounds vs. USF (12/16); the 13 rebounds was a new career high...Other double-doubles came against MTSU on 11/24 (19 points, 11 rebounds), versus Alabama on 2/5 (20 points, 12 rebounds), and against Arkansas on 3/8 (12 points, 10 rebounds)...Had double-digit rebound performances in six games... Tallied 12 points and two blocks in 21 minutes in season opener against Morehead State (11/16)...Scored a team-high 13 points on 5-11 shooting while grabbing seven rebounds in loss to Illinois (11/20)...Named Cancun Challenge MVP after averaging 19 points and five rebounds in final two games of tournament, including a 25-point performance against VCU (11/30)...Tallied 15 points and seven rebounds in 30 minutes against Ga. Tech (12/8)... Posted a 17 point and eight rebound effort in win over Alabama A&M... Tallied career highs in rebounds (13) and steals (3) in 20-point effort against USF (12/16)... Tallied third straight 20-point game against Furman (12/22)... Missed the first game of his career with a heel injury on 12/31 vs. St. Francis...Battled a heel problem and an upper respiratory illness for a week (1/20-1/28); scored 14 points in three games during that span... Scored 14 points and pulled down eight rebounds in return to the line-up versus UMass... Posted a game-high 18 points and career-high four steals in win over Georgia (1/14)...Tallied 14 points and six rebounds at Miss. St. (1/17)... Notched 14 points, six rebounds and five assists in win over Auburn (1/31)... Was 2-for-2 from beyond the arc vs. Alabama (2/5)...Scored 17 points and had nine rebounds vs. Ole Miss (2/7)... Notched 15 points to go along with 8 rebounds in 29 minutes in win over UK (2/17)... Made 9-of-13 shots from the field to lead VU in scoring with 18 pts at Florida (2/21)... Scored a then-career-high 28 points, converting on 12-of-15 shots to go along with five rebounds and four block shots in win over South Carolina (2/28)... Posted fourth double-double of the season with a career-high 33 points and 10 rebounds in win over LSU (3/4)... Became the first VU sophomore to reach the 1,000 point plateau in win at LSU... Tallied second straight double-double with 12 points and 10 rebounds vs. Arkansas (3/8).

Summer 2008:

Attended try-out camps for the 2008 Australian Olympic Basketball team...Made the 20-player team who played a three game series vs. Iran and a two-game set with New Zealand.

2007-08 (Freshman):

Played in 34 games and started 33...Scored in double digits in 32 games, and surpassed the 20-point barrier 11 times... Unanimous selection to All-SEC Freshman team and was a second team All-SEC selection by coaches and media...Finished 8th in the league in scoring, 9th in rebounding (6.7), 4th in field goal percentage (.588), 4th in free throw percentage (.769), and 7th in blocked shots (1.44/g)...Ended the season 20th in the nation in field goal percentage...Attempted the most free throws in the SEC in 2007-08 (229)...Named SEC Freshman of the Week three times...Had four double-doubles on the season...Scored 18 points and grabbed nine rebounds in collegiate debut vs. Austin Peay (11/10), the best start for a VU freshman since Phil Cox scored 30 points to open the season in the 1981-82 campaign; also added two blocks and one steal and was named SEC Freshman of the Week...Tallied 20 points at Toledo...Scored 21 points, 19 in second half, in win over Valparaiso (11/20); was also 9-for-9 from charity stripe against Crusaders...Named to South Padre Invitational All-Tournament team, when he averaged 16.5 points and 4.0 rebounds per game...Made eight field goals and was 7-for-9 from the charity stripe vs. Bradley(11/24)...Had career-best two steals vs. Utah State (11/23)...Notched first career double-double against Lipscomb with 26 points and 10 rebounds...Set career highs in free throws made (12) and free throws attempted (13) against Iona (12/31)...Recorded second double-double against UMass, scoring 25 points and bringing down a career-high 11 rebounds...Recorded second-straight 25 point performance against South Carolina...Blocked career-high five shots in loss at Kentucky (1/12)...Dished out career-high five assists and scored 15 points in win at South Carolina (2/9)...Recorded third career double-double against Kentucky (2/12) with 19 points and 12 rebounds... Had 49 blocks on the season, which is the fourth most in a season in Vanderbilt history and the most in a season since Chris Woods blocked 50 shots in the 1994-95 season...Scored 20 points and grabbed six rebounds at Arkansas (3/1)...Recorded fourth double-double of the season against Alabama (3/8), scoring 17 points and grabbing 10 rebounds...Scored career-high 27 points and made a career-high 12 field goals in SEC Tournament win over Auburn (3/13)...Tallied team-high 18 points against Siena (3/21) in first round of NCAA Tournament.

Australian Institute of Sport:

Averaged 22.3 points and 9.8 rebounds while shooting 69 percent from the field and 78.8 percent from the foul line in nine games while representing Australia at the FIBA Under-19 World Championship in July 2007. He finished third in scoring at the event and posted six double-doubles, including a 32-point and 11-rebound effort against Spain. He helped the Australians sweep the field in Group F and finish fifth with an 8-1 mark, losing to Brazil in the quarterfinals ... Averaged 18.3 points and 7.4 in 17 games during a shortened season played for the Australian Institute of Sport in the premier summer league - the South East Australian Basketball League (2007) ... Averaged 16.5 points, 9.7 rebounds and 3.0 blocks in the 2006 Under-20 Nationals. Ogilvy was named to the Oceania Under 19 Championship All-Star team after averaging 15 points, 10 rebounds and two blocks while competing in the 2006 qualifying series against New Zealand ... Other accolades include representing the country at the Youth Olympics and being named the 2005 New South Wales Junior Basketball Player of the Year.

Personal:

Andrew Ogilvy ... Born June 17, 1988 in Sydney, Australia ... Son of Aileen and Paul Ogilvy ... Has two brothers, Damien and Tim and a sister, Lisa ... Majoring in Economics ... Chose Vanderbilt over UNLV, New Mexico and St. Mary's.

COMMODORE Q & A

Favorite NBA Teams:

Detroit Pistons/Phoenix Suns

One NBA player I wish was my teammate:

Steve Nash

When I was a kid

I tried to be like:

Michael Jordan

A few words that describe the way I play basketball:

Aggressive with various ways to score

The thing that impresses me most about Coach Stallings:

His genuine care for each player

The best tasting food

I can make:

Pasta

The people I admire most:

Parents and family

Favorite sport other than basketball:

Australian Football League

The best advice I've ever received:

Aim for the stars, and you might end up in the clouds. Aim for mediocrity, and you'll end up in the gutter (My mom).

Biggest Influence In My Life:

Coaches and parents, especially junior coaches

Favorite thing to do away from basketball:

Chill and listen to music

Career goal (outside of basketball):

Become a physiotherapist

I'm as good as anyone at:

Being lazy

The most famous person I've met:

Lauren Jackson

Favorite part about playing at Memorial Gym:

The atmosphere the crowd creates

Age I first picked up a basketball:

7



CAREER GAME-BY-GAME STATS

2007-08 (FRESHMAN)

Date	Opponent	M	FG-A	3P-A	FT-A	Reb	PF	A	T	B	S	PTS
N10	Austin Peay*	24	6-9	0-0	6-7	3-6-9	3	0	3	2	1	18
N13	at Toledo*	28	9-12	0-0	2-4	3-1-4	4	1	1	2	1	20
N20	Valparaiso*	22	6-9	0-0	9-9	0-7-7	3	2	3	2	0	21
N23	vs. Utah State*	21	3-6	0-0	4-5	0-5-5	2	0	1	0	2	10
N24	vs. Bradley*	31	8-12	0-0	7-9	1-2-3	4	1	2	1	1	23
N29	South Alabama*	31	7-10	0-0	5-6	1-7-8	2	3	2	2	2	19
D1	Georgia Tech*	22	6-7	0-0	4-6	1-5-6	2	0	1	1	0	16
D5	Wake Forest*	26	7-10	0-0	9-10	1-4-5	3	1	2	2	0	23
D8	Lipscomb*	22	9-12	0-1	8-12	3-7-10	4	1	2	1	1	26
D12	at DePaul*	27	9-15	0-0	1-5	2-7-9	3	2	3	0	1	19
D22	Tennessee State*	25	4-8	0-0	6-6	2-4-6	4	1	2	1	0	14
D29	Tennessee-Martin*	29	6-11	0-0	9-9	6-3-9	1	1	1	1	0	21
D31	Iona*	24	4-6	0-0	12-13	1-8-9	0	2	2	2	2	20
J3	Rice*	20	7-10	0-0	0-0	3-6-9	4	1	3	0	1	14
J5	Massachusetts*	32	9-15	0-0	7-9	5-6-11	3	1	4	1	1	25
J9	South Carolina*	31	9-17	0-0	7-8	4-2-6	3	0	3	1	1	25
J12	at Kentucky*	34	6-11	0-0	4-7	1-4-5	4	2	2	5	1	16
J17	at Tennessee*	21	4-9	0-0	4-8	0-5-5	3	2	4	1	1	12
J19	LSU*	19	2-6	0-0	6-7	3-0-3	3	0	3	0	0	10
J27	at Florida*	25	2-8	0-0	5-6	0-4-4	5	2	5	1	1	9
J30	at Ole Miss*	26	5-12	0-0	0-0	1-3-4	4	0	1	3	1	10
F2	Auburn*	28	6-9	0-0	7-8	3-6-9	4	1	5	1	0	19
F6	at Georgia*	32	3-9	0-0	6-6	4-2-6	2	1	1	4	1	12
F9	at South Carolina*	30	7-10	0-0	1-6	3-5-8	4	5	3	1	0	15
F12	Kentucky*	24	5-10	0-0	9-11	2-10-12	1	1	1	0	0	19
F16	Florida*	29	5-11	0-0	2-2	5-3-8	4	1	3	1	2	12
F23	Georgia*	24	5-7	0-1	4-5	1-5-6	2	0	2	2	1	14
F26	Tennessee*	12	1-2	0-0	2-2	0-3-3	4	1	2	3	0	4
M1	at Arkansas*	30	8-13	0-0	4-5	3-3-6	1	2	1	2	0	20
M5	Mississippi State*	28	5-8	0-0	6-6	1-5-6	5	0	3	0	0	16
M8	at Alabama*	31	5-12	0-0	7-10	2-8-10	4	1	4	1	1	17
M13	vs. Auburn*	26	12-13	0-0	3-4	0-5-5	3	0	3	2	0	27
M14	vs. Arkansas*	33	4-8	0-0	6-9	1-6-7	3	2	3	3	0	14
M21	vs. Siena*	29	7-15	0-0	4-8	4-2-6	3	2	4	0	0	18

* Started game

2008-09 (SOPHOMORE)

Date	Opponent	M	FG-A	3P-A	FT-A	Reb	PF	A	T	B	S	PTS
N16	Morehead State*	21	3-6	0-1	6-6	2	4	0	3	2	1	12
N20	Illinois*	32	5-11	0-1	3-5	7	2	0	2	3	0	13
N24	MTSU*	31	5-9	0-0	9-13	11	3	0	2	3	0	19
N26	Central Arkansas*	28	3-9	0-1	4-4	8	2	2	1	1	0	10
N29	vs. Drake*	18	5-8	0-0	3-3	3	4	0	1	1	0	13
N30	vs. VCU*	30	11-16	2-2	1-2	7	4	1	5	0	1	25
D3	UIC*	29	5-13	1-2	2-5	6	3	1	5	4	1	14
D6	at Ga. Tech*	30	5-11	0-1	5-8	7	2	1	7	3	0	15
D10	Alabama A&M*	25	4-7	0-0	9-12	8	2	0	3	1	0	17
D16	vs. USF*	30	6-8	0-0	8-13	13	2	1	5	0	3	20
D20	Tennessee Tech*	25	6-10	0-1	8-8	6	2	3	1	0	2	20
D22	Furman*	28	6-8	0-0	10-13	8	3	2	2	2	1	22
D31	St. Francis											-DNP-
J3	at UMass*	22	5-12	0-2	4-4	8	2	1	1	0	0	14
J10	at Kentucky											-DNP-
J14	Georgia*	29	6-9	0-0	6-9	4	2	0	1	2	4	18
J17	at Miss. State*	26	6-9	0-0	2-3	6	4	1	4	2	1	14
J20	Tennessee*	29	1-6	0-0	5-8	4	2	1	1	2	0	7
J25	Florida*	15	1-5	0-0	2-2	2	0	0	0	0	0	4
J28	at South Carolina	21	0-3	0-1	3-4	11	5	0	3	0	0	3
J31	at Auburn*	29	5-9	0-0	4-5	6	3	5	5	0	1	14
F5	Alabama*	31	7-14	2-2	4-10	12	3	1	4	4	1	20
F7	Ole Miss*	32	7-12	0-1	3-4	9	1	1	3	1	1	17
F14	at Tennessee*	27	3-7	0-2	5-6	4	2	3	0	1	1	11
F17	Kentucky*	29	4-7	0-2	7-9	8	4	1	1	3	2	15
F21	at Florida*	32	9-13	0-0	0-0	6	4	0	1	1	0	18
F25	at Georgia*	33	3-7	1-3	5-9	8	1	1	3	3	2	12
F28	South Carolina*	30	12-15	1-2	3-7	5	2	0	5	4	1	28
M4	at LSU*	33	12-17	0-1	9-14	10	3	3	5	2	0	33
M8	Arkansas*	23	5-12	0-0	2-3	10	4	2	3	1	2	12
M12	Alabama*	31	2-7	0-2	4-7	8	3	6	3	2	0	8

* Started game



COMMODORES®

OGILVY'S OVERALL STATISTICS AT VANDERBILT

Year	GP	GS	Min	Avg	FG	FGA	Pct.	3pt	3ptA	Pct	FT	FTA	Pct	Off	Def	Tot	Avg	PF	FO	Ast	TO	Blk	Stl	Pts	Avg
2007-08	34	33	896	26.4	201	342	.588	0	2	.000	176	229	.769	70	159	229	6.7	104	2	40	85	49	23	578	17.0
2008-09	29	28	799	27.6	152	280	.543	7	27	.259	137	196	.699	51	156	207	7.1	78	1	37	80	48	25	448	15.4
TOTAL	63	61	1695	26.9	353	622	.568	7	29	.241	313	425	.736	121	315	436	6.9	182	3	77	165	97	48	1026	16.3

OGILVY'S SEC STATISTICS AT VANDERBILT

Year	GP	GS	Min	Avg	FG	FGA	Pct.	3pt	3ptA	Pct	FT	FTA	Pct	Off	Def	Tot	Avg	PF	FO	Ast	TO	Blk	Stl	Pts	Avg
2007-08	16	15	424	26.5	78	154	.506	0	1	.000	74	97	.763	33	68	101	6.3	53	2	19	43	26	10	230	14.4
2008-09	15	14	419	27.9	81	145	.559	4	14	.286	60	93	.645	24	81	105	7.0	40	1	19	39	26	16	226	15.1
TOTAL	31	29	843	27.2	159	299	.532	4	15	.267	134	190	.705	57	149	206	6.6	93	3	38	82	52	26	456	14.7





JORDAN SMART



12

Guard/Forward
6-6 • 180
R-Freshman-2nd
Lexington, Ky.
Lexington Catholic

COMMODORE Q&A

Favorite NBA Team:

Charlotte Hornets

One NBA player I wish

was my teammate:

Shaquille O'Neal

When I was a kid

I tried to be like:

Michael Jordan

A few words that describe the

way I play basketball:

Poised

What I need to improve on

to be a better player:

Defense

What impresses me most about

Coach Stallings:

His focus

The best tasting food

I can make:

Ramen Noodles

I'm as good as anyone at:

Ping pong

Favorite sport other than hoops:

Golf

Ultimate Vacation:

Virgin Islands

The best advice I've received:

Enjoy the moment

The person(s) I admire most:

Our military forces



General:

Recruited as invited walk on who averaged 13 points and three rebounds his senior season at Lexington Catholic... Awarded a scholarship for 2008-09... Redshirted his freshman season.

2008-09 (Freshman):

Redshirted the season... Named to the SEC Freshman Honor Roll for his work in the classroom.

Lexington Catholic:

Was the 11th Region MVP in 2008 and was a member of the All-Region regular season team... His Lexington Catholic team finished the year as a 2008 state semi-finalist, and captured the 43rd District and 11th Region championships... Also claimed the 43rd District championship as a junior... He was a second-team All-City selection in 2007 and 2008, and an honorable mention All-State selection... His team won the 2008 Fifth Third Tournament, where he was named the MVP... Also was a McDonald's All-American nominee... In 2007, he was named to the All-Academic team at the Great Florida Shootout.

Personal:

Jordan David Smart... Born Aug. 30, 1989 in Richmond, Va. ... Son of David and Jennifer Smart... Undecided on major... Nickname is Smeez or Smarty... Chose Vanderbilt over Princeton, Harvard and Centenary... Advice to youngsters: "Respect your elders."

VANDERBILT®



JEFFERY TAYLOR




44

Guard/Forward
6-7 • 205
Sophomore-2nd
Norkopping, Sweden
Hobbs (N.M.)

CAREER HIGHS

Points: 23,
at S. Carolina (1/28/09)
FG Made: 8,
2x, last at Miss. State (1/17/09)
FG Attempted: 14,
at Miss. State (1/17/09)
3-Pt FG Made: 2,
at Miss. State (1/17/09)
3-Pt FG Att: 3,
4x, last at Miss. State (1/17/09)
FT Made: 9,
at S. Carolina (1/28/09)
FT Att: 14,
at S. Carolina (1/28/09)
Rebounds: 11,
vs. MTSU (11/24/08)
Assists: 6,
vs. Arkansas (3/8/09)
Blocks: 2,
vs. Georgia Tech (12/6/08)
Steals: 3,
vs. Illinois (11/20/08)
Minutes: 35,
3x, last at Miss. State (1/17/09)

COMMODORES®



JEFFERY TAYLOR

General:

Multifaceted, high scoring wing player who was named to the All-SEC Freshman team by SEC Coaches... Started in every game in his freshman season... Ranks sixth all-time on the Vanderbilt all-time scoring list for freshmen with 577; his freshmen scoring average of 12.2 ranks eighth all-time for a single season... His rebounding average of 6.2 rebounds per game ranks fifth all-time for a freshman in a single season.

2008-09 (Freshman)

Averaged 12.2 points, 6.2 rebounds, 1.7 assists, and 0.9 steals per game... Was the fourth highest scoring freshman in the SEC in 2008-09... Led the team in scoring seven times and rebounding on 13 separate occasions... Had three double-doubles in his freshman campaign, and scored in double figures in 21 games... Double-doubles came against MTSU (11/24) - 13 points, 11 rebounds; at Kentucky (1/10) - 15 points, 11 rebounds; and vs. Arkansas (3/8) - 16

points, 10 rebounds... Scored a career-high 23 points at South Carolina (1/28)... Tallied 18 points against Alabama A&M (12/10) and at Mississippi State (1/17)... Tallied a game-high 16 points and five rebounds in first collegiate game against Morehead State... Posted 11 points, six rebounds and three steals in loss to Illinois... Tied previous season-high with 16 pts. vs. C. Arkansas (11/26)... Tallied 15 points and four rebounds in win over Drake (11/29)... Led VU with 14 points and seven rebounds against UIC (12/3)... Posted 11 points, 7 rebounds, and 2 blocks in 35 min against Ga. Tech (12/6)... Had a season-high four steals against Kentucky to go along with a double-double... Made a career-best eight made field goals at Mississippi State (1/17)... Scored a career-high and game-high 23 points on 7-of-10 shooting at South Carolina (1/28)... Notched 14 points, nine rebound and season-high five assists effort in win at Auburn (1/31)... Scored 11 points vs. Alabama (2/5)... Tallied 14 points vs. Ole Miss (2/7)... Posted 14-point and eight rebound effort in 31 minutes against Kentucky (2/17)... Recorded six points and pulled down seven rebounds in 32 min. at Florida (2/21)... Notched 17-point, three rebound effort, hitting 6-of-7 field goals in win over South Carolina (2/28)... Led team in points (16), rebounds (10), and assists (6) in win over Arkansas (3/8) - the six assists vs. Arkansas marked a career-high... Scored 17 points and grabbed six rebounds in SEC Tournament first round game against Alabama (3/12).

Summer 2008:

Played for Sweden National Team in the Under-20 European Division B Championships, where he averaged 19.4 points, 9.3 rebounds and 2.8 assists in eight games.

Hobbs High School:

Averaged 30.0 points, 12.0 rebounds, 3.0 blocks, 3.0 steals and 3.0 assists per game in his senior season at Hobbs High School in New Mexico... He is the all-time leading scorer in Hobbs High School history... His Hobbs team claimed the district championship in 2007 and the 5A state championship in 2008... Was an all-state selection in 2007 and 2008, and was named the New Mexico Gatorade Player of the Year in 2008.

Personal:

Jeffery Matthew Taylor... Born May 23, 1989 in Norrkoping, Sweden... Parents are Jeff and Pia Taylor... Taylor's father, Jeff, played at Hobbs High School and Texas Tech University before playing in the NBA for the Houston Rockets and Detroit Pistons... His father eventually played professionally in Sweden and still lives there today... Has two brothers, Marques (13) and Vincent (9), and three sisters, Michaela (21), Melanie (17), and Vanessa (7)... Chose Vanderbilt over UCLA, Texas, Arizona, Kentucky and Gonzaga... Advice to youngsters: "Work hard and you can achieve anything."

CAREER GAME-BY-GAME STATS

2008-09 (FRESHMAN)

Date	Opponent	M	FG-A	3P-A	FT-A	Reb	PF	A	T	B	S	PTS
N16	Morehead State*	24	5-13	0-3	6-9	5	2	1	1	0	1	16
N20	Illinois*	31	5-10	1-3	0-0	6	3	1	1	1	3	11
N24	MTSU*	35	3-6	0-1	7-10	11	3	4	5	1	0	13
N26	Central Arkansas*	25	7-10	0-2	2-2	6	3	2	0	0	2	16
N29	vs. Drake*	22	4-10	1-3	6-7	4	5	1	1	0	1	15
N30	vs. VCU*	25	2-10	0-2	6-6	7	3	2	2	0	2	10
D3	UIC*	28	6-10	1-3	1-1	7	1	3	1	1	1	14
D6	at Ga. Tech*	35	5-7	0-1	1-2	7	4	1	4	2	1	11
D10	Alabama A&M*	26	8-9	0-1	2-3	4	2	1	1	1	0	18
D16	vs. USF*	22	3-6	1-1	2-4	7	3	2	4	0	1	9
D20	Tennessee Tech*	22	6-13	0-1	2-4	7	1	1	1	0	1	14
D22	Furman*	18	3-9	0-2	2-5	5	0	1	0	0	2	8
D31	St. Francis*	20	5-9	0-2	3-5	5	1	1	2	1	1	13
J3	at UMass*	20	3-7	0-1	1-3	5	2	1	1	0	1	7
J10	at Kentucky*	30	4-11	1-2	6-6	11	1	2	3	1	4	15
J14	Georgia*	26	3-5	0-1	0-0	3	0	0	4	1	1	6
J17	at Miss. State*	35	8-14	2-3	0-1	4	4	4	2	0	1	18
J20	Tennessee*	22	1-7	1-2	3-4	7	5	0	3	1	1	6
J25	Florida*	26	3-11	0-2	4-6	9	1	2	3	0	0	10
J28	at South Carolina*	27	7-10	0-0	9-14	7	5	2	3	0	0	23
J31	at Auburn*	34	6-7	0-0	2-4	9	2	5	1	0	1	14
F5	Alabama*	23	3-4	0-0	5-8	2	3	1	1	0	0	11
F7	Ole Miss*	26	6-11	0-0	2-4	3	1	1	3	1	1	14
F14	at Tennessee*	20	2-4	0-0	0-0	5	2	0	5	0	0	4
F17	Kentucky*	31	4-7	0-0	6-9	8	5	2	4	1	0	14
F21	at Florida*	32	3-10	0-0	0-0	7	0	3	4	0	1	6
F25	at Georgia*	15	1-6	0-1	4-4	6	3	0	2	0	0	6
F28	South Carolina*	21	6-7	0-0	5-6	3	1	2	2	0	1	17
M4	at LSU*	27	2-6	0-1	1-4	6	4	0	0	0	1	5
M8	Arkansas*	30	5-11	0-0	6-6	10	1	6	3	0	0	16
M12	Alabama*	27	7-11	1-3	2-2	6	5	1	2	0	1	27

* Games Started

COMMODORE Q & A

Favorite NBA Team:

Denver Nuggets

One NBA player I wish

was my teammate:

Carmelo Anthony

When I was a kid

I tried to be like:

My Dad

A few words that describe the way I play basketball:

Athletic with skills

What I need to improve on to be a better player:

Everything

What impresses me most about Coach Stallings:

He wants you to be as good as you can be on and off the court.

The best tasting food

I can make:

Pancakes

One thing my hometown is famous for:

Fishing

Favorite sport other than hoops:

Football

Ultimate Vacation:

Martinique or Mallorca

The best advice I've received:

After a dark night, there is always a brighter day.

TAYLOR'S OVERALL STATISTICS AT VANDERBILT

Year	GP	GS	Min	Avg	FG	FGA	Pct.	3pt	3ptA	Pct	FT	FTA	Pct	Off	Def	Tot	Avg	PF	FO	Ast	TO	Blk	Stl	Pts	Avg
2008-09	31	31	805	26.0	136	271	.502	9	41	.220	96	139	.691	82	110	192	6.2	76	5	53	69	12	29	377	12.2
TOTAL	31	31	805	26.0	136	271	.502	9	41	.220	96	139	.691	82	110	192	6.2	76	5	53	69	12	29	377	12.2

TAYLOR'S SEC STATISTICS AT VANDERBILT

Year	GP	GS	Min	Avg	FG	FGA	Pct.	3pt	3ptA	Pct	FT	FTA	Pct	Off	Def	Tot	Avg	PF	FO	Ast	TO	Blk	Stl	Pts	Avg
2008-09	16	16	425	26.6	64	131	.489	4	12	.333	53	76	.697	47	53	100	6.3	38	3	30	43	5	12	185	11.6
TOTAL	16	16	425	26.6	64	131	.489	4	12	.333	53	76	.697	47	53	100	6.3	38	3	30	43	5	12	185	11.6

STEVE TCHIENGANG





33

Forward
6-9 • 240
Sophomore-2nd
Douala, Cameroon
Montverde Academy (Fla.)
Cypress Comm. Christian
(Texas)

CAREER HIGHS

Points: 9,
2x, last vs. Tennessee (1/20/09)
FG Made: 3,
2x, last vs. Florida (1/25/09)
FG Attempted: 5,
5x, last vs. Alabama (2/5/09)
3-Pt FG Made: 2,
2x, last vs. Tennessee (1/20/09)
3-Pt FG Att: 4,
vs. Alabama (2/5/09)
FT Made: 5,
at Georgia (2/25/09)
FT Att: 6,
vs. Georgia Tech (12/6/08)
Rebounds: 7,
vs. Ole Miss (2/7/09)
Assists: 2,
vs. Tennessee Tech (12/20/08)
Blocks: 2,
2x, last vs. Arkansas (3/8/09)
Steals: 1,
8x, last at Georgia (2/25/09)
Minutes: 26,
at South Carolina (1/28/09)

COMMODORES®



STEVE TCHIENGANG

General:

6'9 forward who is a physical presence around the basket, who can step out and hit a perimeter jumpshot to keep defenses honest... Played in 25 games in his freshman season and started 16.

2008-09 (Freshman):

Averaged 3.6 points and 3.2 rebounds in 25 games... Averaged 17.3 minutes per game... Made 16 starts, including the team's last nine... Posted a season-high nine points on two different occasions - scored nine points at UMass (1/3) and tallied nine points against Tennessee (1/20)... Had season-high three assists against Georgia at Memorial Gym (1/14)... Grabbed career-high seven rebounds in win over Ole Miss (2/7)... Was 9-for-9 from the free throw line in road games at Florida (2/21, 4-4) and at Georgia (2/25, 5-5)... The five made free throws against Georgia was a new career high... Made a career-high three field goals on three separate occasions... Converted on a career-high two three-pointers at UMass and against Tennessee at Memorial Gym (1/20).

CAREER GAME-BY-GAME STATS

2008-09 (FRESHMAN)

Date	Opponent	M	FG-A	3P-A	FT-A	Reb	PF	A	T	B	S	PTS
N16	Morehead State					-DNP-						
N20	Illinois					-DNP-						
N24	MTSU					-DNP-						
N26	Central Arkansas					-DNP-						
N29	vs. Drake					-DNP-						
N30	vs. VCU					-DNP-						
D3	UIC	19	1-4	0-2	0-0	4	2	0	0	1	1	2
D6	at Ga. Tech*	19	0-3	0-1	4-6	1	4	1	2	0	1	4
D10	Alabama A&M*	22	1-5	0-2	0-0	4	0	0	2	1	0	2
D16	vs. USF*	16	1-1	0-0	0-0	1	4	0	1	0	0	2
D20	Tennessee Tech*	16	1-3	0-1	0-0	6	3	2	2	0	0	2
D22	Furman*	17	0-3	0-1	0-1	1	2	1	1	1	0	0
D31	St. Francis	19	1-3	1-2	0-0	6	4	0	2	0	0	3
J3	at UMass	13	3-5	2-3	1-2	4	3	1	0	0	0	9
J10	at Kentucky	21	2-4	1-2	0-0	4	2	1	1	0	0	5
J14	Georgia	20	1-5	0-3	0-0	3	4	3	1	0	0	2
J17	at Miss. State	9	1-5	0-1	0-0	3	1	0	0	0	0	2
J20	Tennessee	16	3-5	2-2	1-2	2	5	1	1	0	0	9
J25	Florida*	18	3-5	1-2	0-0	3	4	0	2	0	1	7
J28	at South Carolina*	26	1-3	0-1	0-1	3	4	0	3	1	0	2
J31	at Auburn	8	0-1	0-1	0-0	2	1	0	1	0	1	0
F5	Alabama	20	2-5	1-4	0-0	2	4	0	0	0	1	5
F7	Ole Miss*	17	1-3	1-2	2-2	7	1	1	2	0	1	5
F14	at Tennessee*	25	2-5	1-4	2-2	4	4	0	1	1	0	7
F17	Kentucky*	16	0-2	0-0	1-2	3	2	1	2	2	1	1
F21	at Florida*	12	1-5	1-2	4-4	0	3	0	1	1	1	7
F25	at Georgia*	22	1-4	0-1	5-5	6	3	0	1	0	1	7
F28	South Carolina*	13	0-0	0-0	0-1	1	2	0	3	0	0	0
M4	at LSU*	20	1-2	0-0	3-4	4	5	0	0	1	0	5
M8	Arkansas*	16	1-1	1-1	0-0	3	3	0	1	2	0	3
M12	Alabama*	12	0-3	0-1	0-0	2	1	0	0	0	0	0

* Started game

COMMODORE Q & A

Favorite NBA Team:

Denver Nuggets

One NBA player I wish

was my teammate:

LeBron James

Age I first picked up a basketball:

15

A few words that describe the way I play basketball:

Aggressive, versatile, and competitive

What I need to improve on to be a better player:

Strength

What impresses me most about Coach Stallings:

He is honest and a winner

When I was a kid, I tried to be like:

Roger Milla, a famous Cameroonian soccer player

I'm as good as anyone at:

Texting

Favorite sport other than hoops:

Soccer

Ultimate Vacation:

Venice, Italy or Paris, France

Biggest influence in my life:

The Bible, my African and American parents

The person(s) I admire most:

My mom, Noubissie Veronique and David Ambrose

Montverde Academy (Fla.):

Attended Montverde Academy in Florida for his senior season, where he averaged 14 points and nine rebounds.

Cypress Christian School (Texas):

Played three years (freshman-junior) at Cypress Christian School in Houston... His Warrior teams won three consecutive TAPPS (Texas Association of Private and Parochial Schools) 4A State Championships... Was a first-team all-state member and an all-tournament team selection all three years at Cypress Christian... Named Defensive Player of the Year in 2005-06 and 2006-07 and second-team All-Area in those years.

Personal:

Steve Leandre Noubissie Tchiengang... Born Dec. 29, 1988 in Douala, Cameroon... Birth parents are Noubissie Emmanuel and Noubissie Veronique in Cameroon; American parents are David and Kathy Ambrose... Has three brothers, Daniel Ambrose (20), Kyle Ambrose (17), and Michael Ambrose (15), and one sister, Amy Ambrose (19)... Undecided on major... Nickname is "The Proof"... Chose Vanderbilt over Baylor, Georgia Tech, Notre Dame and Oklahoma... Advice to youngsters: "Always hold on to your dreams, work hard at it, and never give up no matter what."

TCHIENGANG'S OVERALL STATISTICS AT VANDERBILT

Year	GP	GS	Min	Avg	FG	FGA	Pct.	3pt	3ptA	Pct	FT	FTA	Pct	Off	Def	Tot	Avg	PF	FO	Ast	TO	Blk	Stl	Pts	Avg
2008-09	25	16	432	17.3	28	85	.329	12	39	.308	23	32	.719	23	56	79	3.2	71	2	12	30	11	9	91	3.6
TOTAL	25	16	432	17.3	28	85	.329	12	39	.308	23	32	.719	23	56	79	3.2	71	2	12	30	11	9	91	3.6

TCHIENGANG'S SEC STATISTICS AT VANDERBILT

Year	GP	GS	Min	Avg	FG	FGA	Pct.	3pt	3ptA	Pct	FT	FTA	Pct	Off	Def	Tot	Avg	PF	FO	Ast	TO	Blk	Stl	Pts	Avg
2008-09	16	10	279	17.4	20	55	.364	9	26	.346	18	23	.783	13	37	50	3.1	48	2	7	20	8	7	67	4.2
TOTAL	16	10	279	17.4	20	55	.364	9	26	.346	18	23	.783	13	37	50	3.1	48	2	7	20	8	7	67	4.2

BRAD TINSLEY



1

Guard
6-3 • 210
Sophomore-2nd
Oregon City, Ore.
Oregon City

CAREER HIGHS

Points: 20,
vs. Alabama (3/12/09)
FG Made: 7,
vs. Drake (11/29/08)
FG Attempted: 15,
at Kentucky (1/10/09)
3-Pt FG Made: 5,
2x, last vs. Alabama (3/12/09)
3-Pt FG Att: 10,
2x, last vs. Alabama (3/12/09)
FT Made: 8,
vs. South Carolina (2/28/09)
FT Att: 8,
2x, last vs. South Carolina (2/28/09)
Rebounds: 6,
vs. UIC (12/3/08)
Assists: 6,
vs. Alabama (2/5/09)
Blocks: 1,
vs. VCU (11/30/08)
Steals: 3,
2x, last at Florida (2/21/09)
Minutes: 37,
2x, last vs. Alabama (2/5/09)

COMMODORES®



BRAD TINSLEY

General:

Combo guard who played both guard positions as a freshman... Made 69 threes in his freshman season, which tied Shan Foster (2004-05) for the school's single season three-point field goals made record by a freshman.

2008-09:

Played in all 31 games and started 28 in his true freshman campaign... Averaged 11.0 points, 2.5 rebounds, and 2.8 assists per game in 31.0 minutes of action per game... Scored in double figures in the first seven games of his career, including a 19-point performance in a win over Drake (11/29) in the semifinals of the Cancun Challenge... Led the team in scoring on three occasions as a freshman, and in assists 13 different times... Scored 12 points in 24 minutes in first collegiate game against Morehead State... Led the team with three three-pointers in season opener... Scored in double figures (11) for the second straight game against Illinois. Recorded third-straight double figure game (10 pts) in first collegiate start against MTSU... Added double figures against UCA (11/26) with 11 points... Scored a career-high 19 points on 7-14 shooting (5-8 3PT) and had season-high five assists in win over Drake (11/29)... Pulled down a season-high six rebounds against UIC (12/3)... Tallied 15 points and four assists in win over Tenn. Tech (12/20)... Scored 15 points on 5-9 shooting in win over St. Francis (12/31)... Tallied 11 points and two assists in first SEC road game at Kentucky (1/10)... Recorded 15 points off the bench in 24 min. at South Carolina (1/28)... Notched 13 points on 3-7 shooting, including 3-of-6 from three in win at Auburn (1/31)... Scored in double figures against Alabama (2/5) with ten points and scored 12 against Ole Miss (2/7)... Notched 12 points on 4-of-8 shooting while swiping a season-high three steals in 36 minutes at Florida... Tallied 16-point, five assists and three rebound effort in win over South Carolina (2/28)... Went a perfect 8-of-8 from the free throw line vs. USC, marking season highs in free throws made/attempted... Recorded eight points, three rebounds and three assists in win at LSU (3/4), with all eight points coming late in the game... Made two huge threes down the stretch against the Tigers in Baton Rouge to lead Vanderbilt to win... Scored 13 points on 3-of-5 shooting, including 3-of-4 from 3-point range in win vs. Arkansas (3/8)... Tallied a career-best 20 points against Alabama (3/12) in the first round of the SEC Tournament... He tied a career-high with five made threes – also had two steals against the Crimson Tide.

Oregon City High School:

His 2008 Pioneer team under head coach Mike Doherty was the state runner-up... In 2007, his squad was the runner-up at the Les Schwab Invitational... Was a first-team all-league selection in all four years of high school... Named all-state in his junior and senior seasons... Was the Player of the Year in the state of Oregon in his senior year, and was also selected as the Gatorade State Player of the Year in his senior season... Averaged 25 points, seven rebounds, seven assists, and three steals in his senior season at Oregon City High School... He is the number two all-time leading scorer for "big schools" in Oregon prep basketball history, and the number four ranked scorer among all classifications... Was a finalist for the 2008 Johnny Carpenter Prep Athlete of the Year Award... Lettered four times in basketball and baseball, and lettered twice in football.

Personal:

Bradley Glen Tinsley... Born May 10, 1989 in Oregon City, Ore. ... Son of Carl and Kathy Tinsley... Has one sister Cassie (24) and one brother David (21)... Undecided on major... Nickname is Tins... Chose Vanderbilt over Utah, Oregon, Wake Forest, Butler, Colorado and North Carolina... Advice to youngsters: "Enjoy your childhood because it goes by fast."

CAREER GAME-BY-GAME STATS

2008-09 (FRESHMAN)

Date	Opponent	M	FG-A	3P-A	FT-A	Reb	PF	A	T	B	S	PTS
N16	Morehead State	24	4-6	3-5	1-2	4	0	1	1	0	0	12
N20	Illinois	29	4-9	2-5	1-3	3	0	2	1	0	0	11
N24	MTSU*	29	3-7	2-3	2-2	1	2	0	1	0	0	10
N26	Central Arkansas*	30	4-10	3-9	0-0	1	0	1	2	0	0	11
N29	vs. Drake*	36	7-14	5-8	0-0	3	2	5	3	0	1	19
N30	vs. VCU*	37	3-4	3-4	4-6	4	2	3	5	1	2	13
D3	UIC*	35	4-14	1-9	2-2	6	2	4	2	0	0	11
D6	at Ga. Tech*	36	2-10	2-8	2-2	3	0	3	1	0	1	8
D10	Alabama A&M*	26	2-5	2-5	0-0	1	1	4	0	0	1	6
D16	vs. USF*	30	0-3	0-1	2-3	0	1	3	0	0	0	2
D20	Tennessee Tech*	30	4-7	3-5	4-4	1	2	4	4	0	0	15
D22	Furman*	28	1-5	0-3	2-2	1	1	5	1	0	1	4
D31	St. Francis*	25	5-9	3-6	2-2	2	1	1	2	0	0	15
J3	at UMass*	23	3-6	3-4	0-0	3	2	3	2	1	3	9
J10	at Kentucky*	30	4-15	3-10	0-0	1	1	2	3	1	0	11
J14	Georgia*	27	1-6	0-4	2-2	3	0	4	1	0	0	4
J17	at Miss. State*	33	5-8	2-3	0-0	3	1	2	4	0	0	12
J20	Tennessee*	30	3-10	2-8	2-2	2	0	2	0	0	1	10
J25	Florida*	30	2-5	2-4	2-2	1	2	1	1	1	0	8
J28	at South Carolina	24	5-12	3-7	2-2	2	4	1	3	0	0	15
J31	at Auburn*	35	3-7	3-6	4-8	3	0	4	2	0	2	13
F5	Alabama*	37	4-12	2-8	0-0	1	1	6	2	0	0	10
F7	Ole Miss*	34	5-8	2-4	0-0	5	1	5	2	0	2	12
F14	at Tennessee*	36	2-4	0-0	0-0	3	3	4	2	1	0	11
F17	Kentucky*	28	3-7	1-1	2-2	3	1	0	3	0	0	9
F21	at Florida*	36	4-8	1-5	3-4	3	1	4	2	0	3	12
F25	at Georgia*	36	4-9	3-6	0-0	3	1	3	2	0	0	11
F28	South Carolina*	30	3-5	2-4	8-8	3	2	5	4	0	0	16
M4	at LSU*	29	2-7	2-4	2-2	3	0	3	0	0	0	8
M8	Arkansas*	33	3-5	3-4	4-4	4	2	3	4	0	1	13
M12	Alabama*	34	6-14	5-10	3-4	3	0	0	4	0	2	20

* Started game

COMMODORE Q & A

Favorite NBA Team:

New Orleans Hornets

One NBA player I wish was my teammate:

Steve Nash

I picked my jersey number because:

Of my brother

A few words that describe the way I play basketball:

Passionate, selfless, hard

What I need to improve on to be a better player:

Defense

What impresses me most about Coach Stallings:

He cares about his players very much

The best tasting food I can make:

Shrimp Alfredo

I'm as good as anyone at:

Taking care of my teammates

Favorite sport other than hoops:

Football

Ultimate Vacation:

New Zealand

The most famous person I've met:

Peyton Manning

The best advice I've received:

Work hard at everything you do, no matter what.

TINSLEY'S OVERALL STATISTICS AT VANDERBILT

Year	GP	GS	Min	Avg	FG	FGA	Pct.	3pt	3ptA	Pct	FT	FTA	Pct	Off	Def	Tot	Avg	PF	FO	Ast	TO	Blk	Stl	Pts	Avg
2008-09	31	28	960	31.0	108	258	.419	69	168	.411	56	68	.824	7	72	79	2.5	36	0	86	64	5	20	341	11.0
TOTAL	31	28	960	31.0	108	258	.419	69	168	.411	56	68	.824	7	72	79	2.5	36	0	86	64	5	20	341	11.0

TINSLEY'S SEC STATISTICS AT VANDERBILT

Year	GP	GS	Min	Avg	FG	FGA	Pct.	3pt	3ptA	Pct	FT	FTA	Pct	Off	Def	Tot	Avg	PF	FO	Ast	TO	Blk	Stl	Pts	Avg
2008-09	16	15	508	31.8	56	135	.415	32	83	.386	31	36	.861	5	38	43	2.7	20	0	47	35	3	9	175	10.9
TOTAL	16	15	508	31.8	56	135	.415	32	83	.386	31	36	.861	5	38	43	2.7	20	0	47	35	3	9	175	10.9

ANDRE WALKER



24

Forward

6-7 • 220

R-Sophomore-3rd

Flossmoor, Ill.

Homewood-Flossmoor HS

Brewster Academy (N.H.)

CAREER HIGHS

Points: 10,

2x, last vs. Illinois (11/20/08)

FG Made: 4,

2x, last at Alabama (3/8/08)

FG Attempted: 9,

at Alabama (3/8/08)

3-Pt FG Made: 1,

vs. Valparaiso (11/20/07)

3-Pt FG Att: 1,

2x, last vs. Georgia Tech (12/1/07)

FT Made: 4,

vs. Illinois (11/20/08)

FT Att: 8,

vs. Kentucky (2/12/08)

Rebounds: 8,

vs. MTSU (11/24/08)

Assists: 6,

vs. Auburn (3/13/08)

Blocks: 2,


last vs. MTSU (11/24/08)

Steals: 2,

3x, last vs. Illinois (11/20/08)

Minutes: 29,

vs. MTSU (11/24/08)



COMMODORES®



ANDRE WALKER

General:

Owns great range from the perimeter with solid ball handling skills... Versatile player who can play the small and power forward positions.

2008-09 (Sophomore)

Redshirted in 2008-09 after tearing the ACL in his right knee against MTSU on Nov. 24...Recorded four rebounds and two blocked shots in 19 minutes against Morehead State...Tied a career-high with 10 points on 3-5 shooting against Illinois ... Tallied four point and eight rebound effort in first career start against MTSU.

2007-08 (Freshman)

Played in all 34 games as a freshman and averaged 11.2 minutes per game... Scored a career-high 10 points at Florida (1/27)...Grabbed a career-high seven rebounds vs. Auburn in the SEC Tournament (3/13) - also posted a career-best six assists against the Tigers...Had six rebounds on three different occasions during the year...Scored nine points vs. Valparaiso (11/20)... Played a career high 27 minutes and scored eight points against Alabama (3/8)... Made collegiate debut vs. Austin Peay (11/10); played 12 minutes and scored four points vs. Governors.

Brewster Academy [N.H.]:

A foot injury cut short his lone season at the New Hampshire preparatory school.

Homewood-Flossmoor High School:

Averaged 15 points, 8.2 rebounds and 2.6 assists as a senior in 2006 ... Named one of the most complete players in Chicago by the *Chicago Tribune*, he helped lead the Vikings to the Illinois Class 2A sectionals in both his junior and senior seasons ... Named First Team All-State by the Illinois Basketball Coaches Association and the *Chicago Sun Times* ... Named a McDonald's All-American nominee ... Selected to compete in the Illinois-Missouri All-Star game ... Named First Team All-Area in 2006 and Second Team All-Area in 2005 ... In summer 2005, Walker was a member of a Chicago Ferrari squad that won the 17-and-under AAU National Championship ... Broke the Illinois state record for most points scored in a half with 26 points during a contest at the Proviso West Christmas Tournament. Previous record of 23 points was held by Isaiah Thomas who played at St. Joseph High School in Westchester ... Coached by Roy Condotti and Jim McLaughlin.

Personal:

Andre Medart Walker, Jr. ...Born March 9, 1988 in Hayward, Calif. ... Son of Jane (deceased) and Andre Sr. ... Majoring in Human and Organizational Development... Chose Vanderbilt over Illinois, Creighton and Southern Illinois.

CAREER GAME-BY-GAME STATS

2007-08 (FRESHMAN)

Date	Opponent	M	FG-A	3P-A	FT-A	Reb	PF	A	T	B	S	PTS
N10	Austin Peay	12	2-4	0-0	0-0	1-0-1	1	1	1	0	1	4
N13	at Toledo	5	0-2	0-1	1-2	1-1-2	1	1	0	0	0	1
N20	Valparaiso	16	3-5	1-1	2-2	0-1-1	1	0	1	2	0	9
N23	vs. Utah State	15	0-2	0-0	0-0	0-0-0	2	0	2	0	0	0
N24	vs. Bradley	10	1-2	0-0	2-2	2-1-3	2	0	0	0	0	4
N29	South Alabama	22	1-3	0-0	0-0	1-1-2	3	3	2	1	0	2
D1	Georgia Tech	10	1-3	0-1	1-2	0-1-1	5	2	2	0	1	3
D5	Wake Forest	9	0-2	0-1	0-0	0-2-2	2	0	0	0	0	0
D8	Lipscomb	14	0-1	0-0	0-2	0-3-3	2	0	0	0	0	0
D12	at DePaul	14	1-1	0-0	0-0	0-0-0	3	1	1	1	0	2
D22	Tennessee State	4	0-1	0-0	0-1	1-1-2	2	0	0	0	0	0
D29	Tennessee-Martin	10	0-4	0-1	0-1	2-0-2	2	0	1	0	1	0
D31	Iona	12	0-0	0-0	3-4	1-1-2	2	3	3	0	1	3
J3	Rice	10	0-2	0-0	1-2	0-0-0	1	1	1	0	0	1
J5	Massachusetts	1	0-0	0-0	0-0	0-0-0	0	0	0	0	0	0
J9	South Carolina	6	1-2	0-0	0-0	2-2-4	1	1	0	0	0	2
J12	at Kentucky	3	0-1	0-0	0-0	0-0-0	0	0	0	0	0	0
J17	at Tennessee	9	1-3	0-0	0-0	2-0-2	1	1	0	1	0	2
J19	LSU	9	1-1	0-0	2-2	0-1-1	0	1	0	1	0	4
J27	at Florida	25	4-7	0-2	2-2	1-5-6	1	4	0	0	0	10
J30	at Ole Miss	4	0-1	0-0	0-0	1-1-2	1	0	0	0	1	0
F2	Auburn	9	2-2	0-0	0-0	2-0-2	2	0	1	1	0	4
F6	at Georgia	8	1-1	0-0	1-1	0-0-0	2	0	1	0	0	3
F9	at South Carolina	6	0-1	0-0	0-0	0-0-0	0	1	0	0	0	0
F12	Kentucky	18	1-2	0-1	3-8	0-3-3	3	2	1	1	0	5
F16	Florida	8	2-4	1-1	0-0	1-0-1	0	1	0	1	0	5
F23	Georgia	7	0-0	0-0	0-0	0-1-1	2	1	1	0	0	0
F26	Tennessee	3	0-0	0-0	0-0	0-0-0	2	0	0	0	0	0
M1	at Arkansas	9	1-3	0-0	0-0	2-4-6	3	0	1	0	0	2
M5	Mississippi State	7	0-1	0-0	0-0	0-0-0	2	2	0	0	0	0
M8	at Alabama	27	4-9	0-1	0-0	2-3-5	3	1	1	1	2	8
M13	vs. Auburn	21	1-1	0-0	1-2	1-6-7	0	6	4	0	0	3
M14	vs. Arkansas	20	2-4	0-0	0-2	1-0-1	3	2	1	1	2	4
M21	vs. Siena	18	0-3	0-0	0-0	4-2-6	2	1	1	0	0	0

2008-09 (SOPHOMORE)

Date	Opponent	M	FG-A	3P-A	FT-A	Reb	PF	A	T	B	S	PTS
N16	Morehead State	19	0-1	0-0	0-0	4	0	0	1	2	0	0
N20	Illinois	23	3-5	0-0	4-4	2	2	1	1	0	2	10
N24	MTSU*	29	2-2	0-0	0-1	8	4	3	4	2	0	4

* Started game

COMMODORE Q & A

Favorite NBA Team:

Los Angeles Lakers

One NBA player I wish was my teammate:

Jason Kidd

When I was a kid

I tried to be like:

Michael Jordan

A few words that describe the way I play basketball:

Hard, Determined, Whatever It Takes To Win

What I need to improve on to be a better player:

Staying Low

What impresses me most about

Coach Stallings:

His dedication to winning

The best tasting food

I can make:

Steak

I'm as good as anyone at:

Ping Pong

Favorite aspect of Nashville:

The weather and the food

Favorite musical performer:

Jay-Z

One thing my hometown is famous for:

Pizza and popcorn

Ultimate vacation destination:

Brazil

The person(s) I admire most:

My mother and father

Career goal (outside of basketball):

To become a highly successful entrepreneur

Age I first picked up a basketball:

2

WALKER'S OVERALL STATISTICS AT VANDERBILT

Year	GP	GS	Min	Avg	FG	FGA	Pct.	3pt	3ptA	Pct	FT	FTA	Pct	Off	Def	Tot	Avg	PF	FO	Ast	TO	Blk	Stl	Pts	Avg
2007-08	34	0	381	11.2	30	78	.385	2	10	.200	19	35	.543	28	40	68	2.0	57	1	36	26	11	9	81	2.4
2008-09	3	1	71	23.7	5	8	.625	0	0	.000	4	5	.800	5	9	14	4.7	6	0	4	6	4	2	14	4.7
TOTAL	37	1	452	12.2	35	86	.407	2	10	.200	23	40	.575	33	49	82	2.2	63	1	40	32	15	11	95	2.6

WALKER'S SEC STATISTICS AT VANDERBILT

Year	GP	GS	Min	Avg	FG	FGA	Pct.	3pt	3ptA	Pct	FT	FTA	Pct	Off	Def	Tot	Avg	PF	FO	Ast	TO	Blk	Stl	Pts	Avg
2007-08	16	0	158	9.9	18	38	.474	1	5	.200	8	13	.615	13	20	33	2.1	23	0	15	6	6	3	45	2.8
TOTAL	16	0	158	9.9	18	38	.474	1	5	.200	8	13	.615	13	20	33	2.1	23	0	15	6	6	3	45	2.8

JOHN JENKINS



23

Guard

6-4 • 215

Freshman-1st

Gallatin, Tenn.

Station Camp HS

COMMODORE Q&A

Favorite NBA Team:

Cleveland Cavaliers

One NBA player I wish was my teammate:

LeBron James

When I was a kid I tried to be like:

Michael Jordan

A few words that describe the way I play basketball:

Love for the game

The thing that impresses me most about Coach Stallings:

He's a great person and his will to win.

The best tasting food

I can make:

Ramen Noodles

The biggest influence in my life:

My parents

The best advice I've received (and who gave it to you):

"Stay holy, humble and hungry."
(My dad)

Ultimate vacation destination

Cancun, Mexico

Career Goal (outside of basketball)

Own my own business

General:

The highest decorated recruit to sign at Vanderbilt... Rated a five-star recruit by Rivals.com as a senior at Station Camp High School, and led all high school players in scoring in 2008-09 when he averaged 42.3 points per game and scored at least 30 points in every game in his senior season... Converted 62% of his shots from the floor and 47% from three ...Also made 88% of his free throws in his senior year... Considered the top shooter in the nation in the class of 2009.

Station Camp High School:

Was a two-time TSSAA Class AA Mr. Basketball selection, and was the Gatorade Tennessee High School Player of the Year in 2008-09... Named *The Tennessee* Boys Player of the Year in 2008 and 2009... Was a PARADE All-American and Reebok All-American in his senior year... Jenkins' scoring average of 42.3 points per game was second on the state's single-season list behind Ronnie Schmitz, who averaged 44.2 points at Ridgeway High School in 1988-89... He shot over 60 percent from the field and nearly 50 percent from 3-point land in his senior season... Ended his high school career with 3,192 points, with 1,228 of those coming in his senior season... Scored 60 points against Gallatin High School on February 16, 2009... Participated in two prestigious postseason

all-star games in the spring of 2009 - the Capital Classic and Reebok All-American games in Washington D.C... Led all players in the Capital Classic with 27 points... Was the leading scorer at the 16th Annual NBA Players Association Top 100 Camp in Charlottesville, Va., in the summer of 2008, and saw his stock rise with his outstanding shooting performances against some of the nation's top college prospects; he averaged 17.8 points per game... Also was a Nike Chosen Ones selection after his junior season, an honor that goes to the nation's top 50 players, regardless of class... Led the state of Tennessee in scoring as a junior, averaging 30.9 points per game.

Personal:

John Logan Jenkins III... Born March 6, 1991... Son of John Jenkins Jr. and Melodye Jenkins... Has a sister, Adrienne (13)... Undecided in major... Nickname is Johnny J... Advice to youngsters: "Stay humble, holy, and hungry."

COMMODORES®





CLASS PHOTOS



Jermaine Beal

Chris Meriwether

SENIORS



Elliott Cole

Joe Duffy

Darshawn McClellan

A.J. Ogilvy

JUNIORS



Festus Ezeli

Lance Goulbourne

Charles Hinkle

Aaron Noll

Jeffery Taylor

Steve Tchiengang

Brad Tinsley

Andre Walker

SOPHOMORES




John Jenkins

Jordan Smart

FRESHMEN

VANDERBILT®





COACHES



KEVIN STALLINGS



THE STALLINGS FILE

Born

October 1, 1960

High School

Collinsville (Ill.) '78

College

Bachelor's Degree:

Business Management and Marketing, Purdue, '82

Master's Degree:

Purdue, '85

Family

Wife, Lisa, three children, Jacob, Alexa, Jordyn

Coaching Career

Purdue, Assistant Coach (1983-1988)

Kansas, Assistant Coach (1989-1993)

Illinois State, Head Coach (1994-1999)

Vanderbilt, Head Coach (2000-Present)

Vanderbilt head coach Kevin Stallings has taken the Commodore basketball program to unparalleled heights in his 10 years at the helm, with success coming on the floor and in the classroom during his tenure. His teams have advanced to two Sweet 16 appearances in six years, and off the floor, every Vanderbilt senior basketball player has received a degree. His teams have also made Memorial Gym, already one of the most unique arenas in America, a hostile and very challenging place for opposing teams.

This kind of success comes as no surprise to the players who put on the Vanderbilt jersey when adjectives like competitive, personable, passionate, intense, honest, hard working, knowledgeable, and prepared describe their coach and the program they represent.

Ten seasons into his stay in Nashville, Stallings has Vanderbilt in in the upper echelon of college basketball circles with seven postseason appearances, two NCAA Tournament Sweet 16 appearances in 2004 and 2007, three NCAA Tournament berths, and four 20-win seasons. Stallings became the first coach to take two Vanderbilt teams to a Sweet 16 of the NCAA Tournament since the 64-65 team format, and the Commodore mentor has had a SEC Player of the Year on his squad in three out of his 10 years in Nashville.

The list of accomplishments for the current Vanderbilt coach continues to grow:

- Stallings became the second Vanderbilt coach in school history to have three 20-win seasons (Roy Skinner) after the 2006-07 season. He now has four 20-win seasons. Skinner is the all-time leader with six 20-win campaigns.
- He was named SEC Coach of the Year by SEC Coaches in 2007, the first for a Vanderbilt coach since Eddie Fogler won the award in 1993. He is only the third coach ever to accomplish the feat at Vanderbilt.
- Currently stands at 312 career wins and 189 wins in his 10-year tenure as Vanderbilt's head coach.
- He has coached three SEC Players of the Year (coaches) - Dan Langhi in 1999-2000, Derrick Byars in 2006-07, and Shan Foster in 2007-08 (AP and Coaches).
- Now in 25th place amongst winningest coaches in the SEC (at SEC institutions) with 189 Vanderbilt wins.
- He coached three SEC Academic Honor Roll members in 2008-09 in Elliott Cole, Joe Duffy, and Andre Walker. It pushed his total number of SEC Academic Honor Roll selections to 29 during his 10-year tenure.
- He now has 312 career victories as a head coach, which makes him the fourth current SEC coach with 300 or more wins, and his 189 Vanderbilt wins ranks him third all-time in the Commodore record books behind Roy Skinner (278; 1959, 1962-76) and Bob Polk (197; 1948-58, 1960-61).

In fact, in his 30 years as a player or coach, success has followed Stallings throughout his basketball career as a player at Purdue, an assistant at both Purdue and Kansas and his previous head coaching position at Illinois State. During the time span, Stallings has been a part of 20 seasons with 20-or-more victories and a basketball season has concluded during postseason play 24 times.

Stallings has guided the Commodores to postseason play in five out of the last six

KEVIN STALLINGS



Coach Stallings with assistant coaches Tom Richardson and King Rice

seasons and in seven out of his 10 years at Vanderbilt. Included in those appearances are two Sweet 16 berths and back-to-back NCAA appearances in 2007 and 2008.

The 2007-08 addition of the Commodores was one of the most successful teams of the Stallings era. Vanderbilt tied for the most wins in regular season history (25), advanced to the NCAA Tournament for the second consecutive year, the first time since 1988-89 that has occurred, won 10 games in the SEC for the second consecutive season, and saw one of his four-year seniors, Shan Foster, capture SEC Player of the Year honors, the Lowe's Senior CLASS Award, and become the school's all-time leading scorer.

The 2003-04 campaign saw the Commodores advance to their first NCAA Tournament since 1993, reaching the Phoenix Regional Semifinals before bowing out to Connecticut, the eventual national champion, and in 2006-07, the Commodores knocked off George Washington and Washington State before dropping a 66-65 decision to Georgetown in the East Regional Semifinals.

In 2003-04, Vanderbilt set a then-school record with a 12-0 start, knocked off five nationally ranked opponents and advanced to the semifinals of the SEC Tournament. All of this before reaching the "Big Dance" and concluding its run with a 23-10 overall mark. In 2006-07, Vanderbilt had the SEC Player of the Year in Derrick Byars and knocked off seven ranked opponents during the year. In 2007-08, the Commodores tallied 25 regular season wins, which tied the 1992-93 team for the most in school history, and knocked off the number one team in the nation for the second consecutive season.

STALLINGS' RECORD THROUGH THE YEARS

Year	School	Position	W-L	Conf.	Postseason
2009	Vanderbilt	Head Coach	19-12	8-8	—
2008	Vanderbilt	Head Coach	26-8	10-6	NCAA First Round
2007	Vanderbilt	Head Coach	22-12	10-6	NCAA Regional Semifinals
2006	Vanderbilt	Head Coach	17-13	7-9	NIT First Round
2005	Vanderbilt	Head Coach	20-14	8-8	NIT Quarterfinals
2004	Vanderbilt	Head Coach	23-10	8-8	NCAA Regional Semifinals
2003	Vanderbilt	Head Coach	11-18	3-13	—
2002	Vanderbilt	Head Coach	17-15	6-10	NIT First Round [^]
2001	Vanderbilt	Head Coach	15-15	4-12	—
2000	Vanderbilt	Head Coach	19-11	8-8	NIT First Round
1999	Illinois State	Head Coach	16-15	7-11	—
1998	Illinois State	Head Coach	25-6	16-2•	NCAA Second Round
1997	Illinois State	Head Coach	24-6	14-4•	NCAA First Round
1996	Illinois State	Head Coach	22-12	13-5	NIT Quarterfinals
1995	Illinois State	Head Coach	20-13	13-5	NIT Second Round
1994	Illinois State	Head Coach	16-11	12-6	—
1993	Kansas	Assistant	29-7	11-3•	NCAA Final Four
1992	Kansas	Assistant	27-5	11-3•	NCAA Second Round
1991	Kansas	Assistant	27-8	10-4•	NCAA Final Four*
1990	Kansas	Assistant	30-5	11-3	NCAA Second Round
1989	Kansas	Assistant	19-12	6-8	—
1988	Purdue	Assistant	29-4	16-2•	NCAA Sweet 16
1987	Purdue	Assistant	25-5	15-3•	NCAA Second Round
1986	Purdue	Assistant	22-10	11-7	NCAA First Round
1985	Purdue	Assistant	20-9	12-6	NCAA First Round
1984	Purdue	Assistant	22-7	15-3•	NCAA First Round
1983	Purdue	Assistant	21-9	11-7	NCAA Second Round
1982	Purdue	Player	18-14	11-7	NIT Final Four
1981	Purdue	Player	21-11	10-8	NIT Final Four
1980	Purdue	Player	27-8	11-7#	NCAA Final Four
1979	Bellefonte J.C.	Player	28-9	—	NJCAA Tournament
Totals at Vanderbilt			189-128	62-82	
Totals at Illinois State			123-63	75-33	
Head Coach Totals			312-191	147-123	
Totals at Kansas			132-37	49-21	
Totals at Purdue (coaching)			139-44		
Totals at Purdue (playing)			66-33		

• - Regular season conference champions

- Conference tournament champions

* - Lost in National Championship game

[^] - Included an Opening Round play-in game that Vanderbilt won over Houston

COMMODORES[®]



KEVIN STALLINGS



Coach Stallings and A.J. Ogilvy with Bill Raftery of CBS Sports

STALLINGS' CAREER AT A GLANCE

- 5** NCAA appearances as a head coach
- 2** Sweet 16 appearances
- 3** Number of SEC Players of the Year in his 10-year tenure at Vanderbilt
- 8** 20-win seasons in 16 years as a head coach, four in his 10 years at Vanderbilt
- 312** Total victories as a head coach
- 189** Victories as Vanderbilt head coach, third-most in program history
- 29** Number of SEC All-Academic team members he has coached at Vanderbilt.
- All** 26 of his seniors either have earned or are currently working toward their college degree

In all, Stallings has coached in seven postseason tournaments, three NCAA tournaments and four NIT's. The Commodores reached the NIT in 2000, 2002, 2005, and 2006, and in 2005, the Commodores made the quarterfinals of the NIT, winning at Indiana and outlasting Wichita State at the buzzer before falling at Memphis, one step short of reaching the semifinal round in New York City.

Qualities of a Caring Coach

Throughout his tenure at Vanderbilt, Stallings has proven himself as a coach whose intensity from the bench and drive to compete matches his reputation as a talented tactician and his genuine concern for players. Since coming to Nashville, Stallings has embraced the Commodore basketball tradition while building a program based on quality players and dedicated students.

He has molded Commodore players into some of the finest in the SEC. Former Commodores Dan Langhi and Matt Freije blossomed under the direction of Stallings. Langhi earned the 2000 SEC Player of the Year award while Freije became Vanderbilt's all-time leading scorer. Derrick Byars became Stallings' second player of the year in 2007, and wing Shan Foster became his third in 2008. Both Byars and Foster were second-round selections in the 2007 and 2008 NBA Draft, respectively.

At the same time, Stallings makes sure his players perform in the classroom. At Vanderbilt, all 26 of his seniors either have earned or are currently working toward their college degree. While at Illinois State, five Redbirds achieved Academic All-America status and all but two seniors earned their degree.

Since Stallings became head coach, a Vanderbilt player has been named:

- All-SEC either by the Associated Press or the league's coaches 17 times.
- SEC Player of the Week 16 times.
- Academic All-SEC 29 times.

Track Record for Success

Prior to coming to Vanderbilt, Stallings coached six seasons at Illinois State (1994-99) in his first head coaching opportunity. Following the most successful coach in school history, Stallings raised the program to higher standards, taking four teams to postseason tournaments, including two trips to the NCAA Tournament. He became the first men's basketball coach in the history of the Missouri Valley Conference to win back-to-back regular season and conference tournament titles in 1997 and 1998. As the Redbirds head coach, Stallings averaged 21 wins a season, compiling a 123-63 record.

As an assistant coach, Stallings worked with two of the nation's most well-known and respected mentors in the nation – Gene Keady, his college coach at Purdue, and Roy Williams at Kansas.

After helping lead the Boilermakers as a player (1980-82) to three postseason tournament appearances, including a NCAA Final Four appearance in 1980, Stallings served as an assistant coach under Keady from 1983-88. On Keady's staff, Stallings helped direct Purdue to six NCAA Tournament appearances and three Big Ten championships while tallying a 140-

KEVIN STALLINGS



44 overall record.

"More than anything, I think what Gene Keady taught me was that good teams have good players and great teams have great teammates," Stallings said. "I think his greatest strength was his ability to get a team to achieve as close to its potential as possible on a very consistent basis. That's because of his ability to motivate people to be a willing part of what he called 'being a company man.' I believe in that and I believe in him. It's obvious that he was brilliant in that way."


Stallings left Purdue to join Williams' coaching staff at Kansas in 1989. Over the next five seasons, the Jayhawks made four NCAA Tournament appearances, enjoyed two trips to the Final Four, finished as the 1991 national runner-up and accumulated a 132-38 mark during Stallings' stay.

"The thorough nature in which Roy Williams approaches his job was the biggest aspect I took from my time at Kansas. Roy is very detailed, very organized, and very meticulous. Not only is he a great coach and great recruiter, but he runs his program with precision and with great organization."

A 1978 graduate of Collinsville High School outside of St. Louis, Stallings played under the legendary Vergil Fletcher, who was inducted into the National High School Athletic Coaches Association Hall of Fame during the 2004 summer.

Stallings earned his undergraduate degree in business management and marketing at Purdue in 1982 before receiving a Master's degree from Purdue in 1985.

Stallings and his wife Lisa have three children: Jacob (19), Alexa (15) and Jordyn (9).



The Stallings Family (L-R): Alexa, Kevin, Jordyn, Lisa and Jacob.

COMMODORES

STALLINGS' OVERALL RECORD VS. OPPONENTS

Akron.....1-0	Eastern Kentucky.....1-0	Louisiana Tech.....0-1	South Florida.....1-0	Overall.....312-198
Alabama.....7-6	East Tennessee State.....5-0	Massachusetts.....2-0	Southern Illinois.....7-8	At Home.....202-54
Alabama A&M.....4-0	Elon.....1-0	Memphis.....0-1	Southern Mississippi.....1-0	On the Road.....73-111
Alcorn State.....1-0	Evansville.....10-1	Michigan.....1-1	St. Joseph's.....1-0	At Neutral Sites.....37-26
American.....1-0	Fairleigh Dickinson.....1-0	Mississippi.....7-4	St. Mary's (Calif.).....1-0	In the NCAA Tournament...5-5
American-Puerto Rico.....1-0	Florida.....5-16	Mississippi State.....5-7	SE Missouri State.....1-0	In the NIT.....6-6
Appalachian State.....2-1	Florida State.....1-1	Missouri-Kansas City.....1-0	SW Missouri State.....9-5	In Overtime Games.....12-9
Arizona.....0-1	Furman.....2-1	Monmouth.....0-1	Southeastern Louisiana.....1-0	
Arizona State.....0-1	George Washington.....1-0	Morehead State.....2-0	Louisiana-Lafayette.....1-0	
Arkansas.....3-9	Georgetown.....1-2	Mount St. Mary's.....1-0	Stetson.....1-0	
Auburn.....8-5	Georgia.....11-9	MTSU.....1-0	Tennessee.....9-12	
Austin Peay.....2-0	Georgia Southern.....1-0	New Orleans.....1-0	Tennessee-Chattanooga.....1-0	
Belmont.....3-0	Georgia Tech.....2-2	Nicholls State.....1-0	Tennessee-Martin.....3-0	
Birmingham Southern.....1-0	Hampton.....1-0	Notre Dame.....1-3	Tennessee State.....3-0	
Boston College.....1-1	Hawaii.....0-1	North Carolina State.....1-0	Tennessee Tech.....3-0	
Bradley.....7-6	Hawaii-Hilo.....1-0	UNC Greensboro.....1-0	TCU.....2-0	
Bucknell.....1-0	High Point.....1-0	UNC Wilmington.....1-1	Texas-Pan American.....1-0	
Butler.....0-1	Hofstra.....1-0	Northeast Louisiana.....1-0	Toledo.....3-0	
Cal Poly SLO.....1-0	Houston.....1-0	Northern Iowa.....8-7	Tulane.....1-2	
Cal State Northridge.....1-0	Illinois.....0-1	Northwestern.....2-1	Tulsa.....4-2	
Centenary.....1-0	Illinois-Chicago.....2-2	Oakland.....1-1	Utah State.....2-0	
Central Arkansas.....1-0	Indiana.....2-1	Ohio.....2-0	Valparaiso.....1-0	
Central Michigan.....1-0	Indiana State.....10-3	Oregon.....1-1	Vanderbilt.....0-1	
Cincinnati.....0-3	IUPUI.....2-0	Pacific.....1-0	Virginia Commonwealth.....2-1	
College of Charleston.....1-0	Iona.....2-0	Pittsburgh.....2-0	Wake Forest.....1-2	
Colorado.....1-0	Iowa State.....0-2	Puerto Rico-Mayaguez.....1-0	Washington State.....1-1	
Connecticut.....0-3	Jacksonville State.....1-0	Purdue.....0-1	Western Carolina.....1-0	
Creighton.....10-2	James Madison.....1-1	Rice.....2-0	Western Kentucky.....3-0	
Dayton.....3-0	Kentucky.....8-13	Saint Francis.....1-0	Western Michigan.....1-0	
DePaul.....2-2	LaSalle.....1-0	Santa Clara.....0-2	Wichita State.....12-2	
Drake.....12-2	Lehigh.....1-0	Siena.....0-1	William & Mary.....1-0	
Duquesne.....0-2	Liberty.....1-0	South Alabama.....1-0	Wisconsin.....1-2	
East Carolina.....1-1	Lipscomb.....2-0	South Carolina.....9-11	Wisconsin-Green Bay.....3-1	
Eastern Illinois.....1-0	Louisiana State.....7-6	South Carolina State.....1-0	Wofford.....3-0	



BRAD FREDERICK



THE FREDERICK FILE

Born

November 19, 1976

High School

Lawrence H.S. (Kansas)

College

Bachelor's Degree:

History & Political Science,
North Carolina, '99

Master's Degree:

Education,
Illinois, '05

Family

Wife, Jocelyn;
Son, Benjamin Robert

Prior Basketball Career

North Carolina, Player
(1997-99)

Vanderbilt, Staff
(2000-Present)



Brad Frederick is in his 11th campaign at Vanderbilt after joining Kevin Stallings' first Commodore coaching staff in 2000.

The son of former Kansas University Athletics Director Bob Frederick, Brad grew up in Lawrence, Kan., and sat in on numerous Jayhawk practices at Allen Field House under former head coaches Larry Brown and Roy Williams.

Frederick played three seasons as a reserve forward at North Carolina, including the final season of legendary coach Dean Smith's career and the two-year coaching tenure of Bill Guthridge.

"That's one reason I went to North Carolina," Frederick said. "I wanted to learn from Coach Smith. Besides teaching me numerous things on the basketball court, he also showed me how to run a program."

As a Tar Heel, Frederick was part of two Final Four teams and two ACC Championship teams. He was the recipient of the team's Rick Sharp Award, which goes to the player who contributes the most behind the scenes. As a senior at UNC, Frederick also served as an assistant coach for the North Carolina junior varsity program under former Tar Heel great Phil Ford.

Frederick won the Athletic Director's Scholar-Athlete award twice during his junior and senior year and graduated with honors in political science and history.

Stallings met Frederick when the current Commodore head coach was an assistant at Kansas from 1989-1993.

Frederick, 33, is married to Jocelyn Isenburg of Longmeadow, Mass. They are the proud parents of Benjamin Robert Frederick, who was born February 20, 2008.

FREDERICK ON COACHING AT VANDERBILT

"It has been a tremendous experience working at Vanderbilt. I feel fortunate to be around so many quality kids and coaches."



DAN MULLER



THE MULLER FILE

Born

February 21, 1976

High School

Central Catholic (Ind.)

College

Bachelor's Degree:

Business Management

Illinois State '98

Master's Degree:

Business Administration

Florida '03

Family

Wife, Melissa; step-son, Sib

Basketball Career

Illinois State, Player

(1995-98)

Vancouver Grizzlies, Player

(1999)

Siemens Ghent (Belgium), Player

(2000)

Vanderbilt, Staff

(2001-Present)



Dan Muller is in his 10th season as a member of the Vanderbilt basketball program. Muller's responsibilities with the Commodores include recruiting, player academics, and scouting.

Prior to joining the Vanderbilt staff, Muller spent two years playing professionally in Argentina, Vancouver and Belgium.

Muller is no stranger to head coach Kevin Stallings after playing for him at Illinois State (1995-98). Muller helped the Redbirds to two regular season and Missouri Valley Conference Tournament championships and four postseason appearances, including trips to the NCAA Tournament in his final two seasons.

Ranked eighth in career scoring, Muller posted career marks in four categories, while helping ISU to a 91-36 record during his stay. He also was a three-time member of the MVC All-Defense Team and was named the MVP of the MVC Tournament as a senior.

Off the court, Muller was just as successful. He was a two-time GTE Academic All-American and was a recipient of the NCAA's Post-Graduate Scholarship. He also was named a Bone Scholar, the highest academic honor at ISU.

In 2003, Muller earned his MBA from the University of Florida.

He and his wife, Melissa, have one step-son, Sib.

COMMODORES®

MULLER ON COACHING AT VANDERBILT

"In my time at Vanderbilt, I have had the fortunate opportunity to work with the best coaches in the business, coach the most admirable student-athletes in the country and be a part of a truly special university."



KING RICE



THE RICE FILE

Born
December 14, 1968

High School
Binghamton High School

College
Bachelor's Degree:
Radio-TV-Motion Pictures,
North Carolina, '92

Family
Wife, Summer; son, Alexander;
niece Dominique

Prior Basketball Career
North Carolina, Player
(1988-91)
Oregon, Staff
(1992-93)
Illinois State, Staff
(1993-98)
Providence, Staff
(1999-2000)
Vanderbilt, Staff
(2006-present)



King Rice is in his fourth season at Vanderbilt. The former point guard at North Carolina and assistant coach at Oregon, Illinois State and Providence, was named to the Vanderbilt staff in June 2006.

Rice, 40, served as an assistant to Stallings for five seasons at Illinois State from 1994-98, helping the Redbirds advance to postseason play four times, including two appearances in the NCAA Tournament. Rice helped spearhead recruiting efforts and was noted for his solid relationships with players.

Prior to his stint in Normal, Ill., Rice began his coaching career as an assistant on Jerry Green's Oregon staff during the 1993 campaign. Following his five seasons with Stallings at Illinois State, Rice was an assistant for two years (1999-2000) at Providence under current head coach Tim Welsh.

As a point guard at North Carolina from 1988-91, Rice played under legendary coach Dean Smith helping the Tar Heels to a 29-6 overall mark and appearance at the NCAA Final Four in 1991. He finished his career ranked third on the Tar Heels all-time assist list with 629. His assist numbers rank 11th all-time in the Atlantic Coast Conference, averaging 6.2 assists in 140 career games. Rice was voted most outstanding senior by his teammates in 1991 after receiving recognition as the squad's top defensive player during his junior season.

A native of Binghamton, N.Y., Rice earned his bachelor's degree in communications from North Carolina in 1992.

Rice served as head coach of the Bahamian National team for three seasons from 2002-2004.

Along with North Carolina teammate Rick Fox, Rice formed CarolinaPros, Inc., in 1998. The service organization currently sponsors a variety of community-based events and provides assistance through mentoring programs, scholarships, skill development and donor education.

Rice worked as a professional trainer to Fox for five years. Fox logged 13 seasons in the NBA with the Boston Celtics and Los Angeles Lakers from 1992-2004.

Rice's family includes his wife, Summer, son, Alexander and niece, Dominique.



Coach Rice with his wife Summer and son Alexander

RICE ON COACHING AT VANDERBILT

"Kevin Stallings is one of the top minds in college basketball. At the same time, Vanderbilt offers a great setting to gain a quality education while competing in one of the strong conferences in the nation."



TOM RICHARDSON



THE RICHARDSON FILE

Born

August 3, 1954

High School

Marist (Ill.)

College

Bachelor's Degree:

Social Sciences,
St. Xavier (Ill.) '77

Master's Degree:

Physical Education,
Chicago State '86

Family

Wife, Nancy; three children,
Mary Beth, Katie, Matthew

Prior Basketball Career

St. Xavier (Ill.), Player
(1974-77)

Marist HS (Ill.), Staff
(1977-79)

Nazareth HS (Ill.), Head Coach
(1980-93)

Illinois State, Staff
(1993-99)

Illinois State, Head Coach
(1999-2002)

Vanderbilt, Staff
(2003-Present)



Tom Richardson enters his seventh season at Vanderbilt after joining the men's basketball program prior to the 2003-04 season.

A trusted friend and talented instructor, Richardson came to Vanderbilt after serving four years as head coach at Illinois State.

He succeeded Stallings as the Redbird head coach after the two had combined to lead Illinois State to a 123-63 record in six years.

During that tenure, regarded by many as the most successful in school history, the Redbirds won two Missouri Conference championships, made two trips to the NCAA Tournament and had two berths in the NIT. He also had the opportunity to coach Dan Muller, who is currently on the Vanderbilt staff.

In his four years as head coach, Richardson directed Illinois State to a 56-64 record with two second-place finishes in the Missouri Valley and one trip to the NIT.

Richardson gained a reputation as an excellent shooting instructor and the Illinois State field goal and free throw percentages during his tenure are proof of that ability. He was responsible for three of the top four free throw percentage seasons and three of the top five field goal percentage seasons in Illinois State history. His 2002-03 squad led the nation, shooting 44 percent from behind the 3-point line.

Prior to going to Illinois State, Richardson compiled a 193-146 record at Nazareth Academy High School in LaGrange, Ill., a Chicago suburb. He began the boys basketball program there and in his last 10 years had a 182-84 mark with three conference championships.

Richardson graduated from St. Xavier (Ill.) in 1977 and was a two-time basketball team captain. He was inducted into the school's athletics hall of fame in 1991. He received his master's from Chicago State in 1986.

He and his wife, Nancy, have three children; Mary Beth, Katie, and Matthew.

COMMODORES[®]





SUPPORT STAFF

SUPPORT STAFF



Mark Davis
Strength & Conditioning Coach



Shannon Gordon
Athletic Trainer



Meredith Schakel
Administrative Assistant

STUDENT MANAGERS



Standing (left to right): Sophomore Will Hulings, junior Justin Murphy, and senior Sam Ferry

Sitting (left to right): Junior Doug Browne and junior Trey Cherry

Mark Davis - Strength & Conditioning Coach

Mark Davis is in his ninth season as the strength coach for the men's basketball program. He also works with the women's track and field, women's cross country and swimming and diving teams.

Davis majored in psychology at Wittenberg University in Springfield, Ohio, where he earned his bachelor's degree in 1988. In 1994, he earned his master's degree in exercise science and physical education from Arizona State. Prior to Vanderbilt, Davis worked as Head Strength and Conditioning Coach at Tennessee State from 1997-1999. He also served as the strength and conditioning coach at Nebraska from 1995-1997.

Mark and his wife, Cindy, have a son, Noah.

Shannon Gordon - Athletic Trainer

Shannon Gordon is in his third season as the athletic trainer for Commodore men's basketball, and his second season at Vanderbilt. He worked with the nationally ranked VU baseball team in 2006-07.

Gordon came to Nashville after working as an athletic trainer at Ohio University. He worked closely with the men's basketball team as well as the football and women's soccer squads.

This is his second stint in Nashville as he served as outreach coordinator for high school athletic training programs through Columbia Sports Medicine from 1994-99. He also worked with the Nashville Kats from 1997-99.

Gordon has a bachelor's degree in physical education with an emphasis on athletic training from Indiana State in 1992. He earned his master's degree in kinesiology/athletic training from Indiana and is currently pursuing his PhD.

He is married to the former Kara Durham.

Meredith Schakel - Administrative Assistant

Meredith Schakel is in her fifth season as the administrative assistant for the men's basketball team. She maintains Coach Stallings' appointment schedule and handles all correspondence for the staff. Schakel organizes the Commodores' postseason banquet, works with Vanderbilt's basketball alumni group — the Rebounders — and performs the bookkeeping duties associated with the summer basketball camps.

Prior to her current position, Schakel worked as a marketing assistant in the Vanderbilt athletics department, working with nine Commodore teams. Schakel graduated from the University of North Carolina in 2003 with a degree in Business Administration. While at North Carolina, she worked in the Tar Heel athletics marketing department, assisting with football, men's and women's basketball, field hockey and lacrosse.

GAMEDAY TABLE CREW



Matt Rigsby
Crew Chief



Milton Francis
Game Clock Operator



Brady Gardner
Official Scorer (secondary)



Chip Hoback
Public Address Announcer



Warren Phillips
Official Scorer (primary)



Pat Woosley
Shot Clock Operator (primary)

VANDERBILT®



2008-09 REVIEW



2008-09 SEASON REVIEW

EIGHTH-YOUNGEST TEAM IN NATION GETS YEAR OF EXPERIENCE UNDER THEIR BELT

Despite playing with a team with no seniors in 2008-09, the Commodores finished with a 19-12 overall record and an 8-8 record in SEC play, the third consecutive season Vanderbilt has ended the season with a .500 record or better in league action. Sophomore A.J. Ogilvy made the All-SEC second team for the second straight year, and freshman Jeffery Taylor was named to the All-SEC Freshman team for their exploits on the floor.

2008-09 Postseason Accolades

Then-sophomore center A.J. Ogilvy was named to the All-SEC second team by the league's coaches and was an honorable mention selection by the league's media after averaging 15.4 points and 7.1 rebounds per game, both team highs. Freshman Jeffery Taylor was named to the All-Freshman team for his exploits by the league's coaches, and Elliott Cole, Joe Duffy, and Andre Walker were named to the Winter SEC Academic Honor Roll for their work in the classroom. It marks the 12th time in the Stallings era that Vanderbilt has had a player on the All-SEC team, and the fifth time VU has had someone on the All-Freshman team. Stallings has coached 29 members of the SEC Academic Honor Roll since his arrival on the Vanderbilt campus in 1999-00.

Quick 2008-09 Recap

The Commodores finished with a 19-12 overall record and an 8-8 record in SEC play, but missed the postseason for the first time since the 2002-03 season and only the second time in the Kevin Stallings era, which began prior to the 1999-00 season. However, the Commodores were the eighth-least experienced team in the nation in 2008-09 according to KenPom.com, and the team won eight out of its last 11 regular season games, including a win over SEC regular champion LSU in Baton Rouge on March 4.

SEC Success

Vanderbilt ended SEC play with an 8-8 record, the third consecutive season Vanderbilt finished with a .500 record or better, and the fifth time in six years it has happened.

Leaders From 2008-09 Season

2008-09

SEASON HIGHLIGHTS

- ★ Ended regular season by winning eight out of last 11 games.
- ★ Posted an 8-8 record in league play, the third consecutive year VU has a .500 record or better in SEC competition.
- ★ Defeated SEC regular season champions LSU in Baton Rouge.
- ★ A.J. Ogilvy named to All-SEC second team and becomes the first Vanderbilt sophomore to reach the 1,000-point barrier.
- ★ The Commodores blocked 137 shots in 2008-09 as a team, which set a new single-season record. The previous mark was 131 during the 1994-1995 season.
- ★ Vanderbilt finished second in the SEC in scoring defense at 65.6 points per game and third in field goal percentage defense at 39.9%.
- ★ Commodore freshman Jeffery Taylor was named to the All-Freshman team.
- ★ Freshman Brad Tinsley made 69 three-pointers in his initial collegiate campaign, a total that tied Shan Foster for the most three's made by a Commodore freshman in a single season. Foster made 69 threes in his freshman season, which came in 2004-05.
- ★ Vanderbilt's 729-game streak with at least one three-pointer in a game concluded its 22nd season.

A.J. Ogilvy led the team in scoring at 15.4 points per game and rebounding with 7.1 rebounds per contest. Point guard Jermaine Beal, who once again led the SEC in assist-to-turnover ratio last year, added 12.5 points, freshman Jeffery Taylor chipped in 12.2 points a game, and Brad Tinsley tallied 11.0 points a game. Taylor was second on the team in rebounding with 6.2 rebounds per game.

Two Freshman Double Digit Scorers For First Time Since...

1977. Vanderbilt's Jeffery Taylor and Brad Tinsley both averaged double digits at 12.2 and 10.7 points per game, respectively, the first time since 1977 that VU has had a true freshman scoring tandem. Charles Davis (15.3) and Greg Fuller (10.8) accomplished the feat in 1977.

Ogilvy Eclipses 1,000-Point Barrier, Becomes First Vanderbilt Sophomore To Do So

With a 33-point effort against LSU on March 4, A.J. Ogilvy became the first sophomore in the history of Vanderbilt basketball to eclipse the 1,000-point barrier, and has 1,026 points heading into his junior season. Vanderbilt legend Clyde Lee scored 1,100 points in his first two seasons in a Commodore uniform as a sophomore and junior. Freshmen were not eligible in those years (1963-65). Billy McCaffrey, who played as a junior and senior (1992-94) also scored a 1,000 points in two seasons (1,359 points). Ogilvy has scored in double-figures in 57 out of 63 games in his two year career at Vanderbilt. He has 17 career 20+-point outings and has had eight double-doubles in his career.



A.J. Ogilvy

2008-09 SEASON REVIEW



Ogilvy Three Blocks Away From Milestone

A.J. Ogilvy has 97 blocks for his career and is only three blocks away from becoming the second Commodore to post 1,000 points and 100 blocks in a career. Vanderbilt great Will Perdue is the only other VU player to accomplish the feat, with 1,281 points and 157 blocks. Ogilvy will be only the fourth Vanderbilt player to eclipse the 100-block barrier in his career.

Ogilvy On Career Lists

Sophomore A.J. Ogilvy has already made the all-time records list in scoring and blocks after only two years of competition. Ogilvy currently has 1,026 points, which is good for 37th all-time, and his total of 97 blocks put him in fourth place overall for blocks in a career.

Speaking of Blocks...

The Commodores blocked 137 shots in 2008-09 as a team, which set a new single-season record. The previous mark was 131 during the 1994-1995 season.

Beal Leads SEC In Assist-to-Turnover Ratio For Second Consecutive Season

Jermaine Beal, who started in every game last season as a junior, led the league in assist-to-turnover ratio at 2.02, percentage points in front of Tennessee's Bobby Maze and Garrett Temple of LSU. As a sophomore in 2007-08, Beal led the SEC and was sixth in the nation in the category at an astonishing 3.06 to 1.

40-Minute Man

Beal played the entire 40 minutes against Alabama on February 5, the first time a player has done that in a regulation game since March 17, 1998. Vanderbilt senior guard and Nashville native Drew Maddux played all 40 minutes of regulation en route to scoring 17 points and leading Vanderbilt to a 72-68 win over Wake Forest in the second round of the 1998 NIT.

Underclassmen Produce In 2008-09

Vanderbilt's redshirt freshmen and freshmen accounted for 1,085 points last year, a percentage of 49.7%, and underclassmen (freshmen and sophomores) tallied 1,619 points, or 74.1% of the points scored in 2008-09.

Tinsley Ties Freshman Record

Freshman Brad Tinsley made 69 three-pointers in his initial collegiate campaign, a total that tied Shan Foster for the most three's made by a Commodore freshman in a single season. Foster made 69 threes in his freshman season, which came in 2004-05.

International Flavor

The Commodores sport a very worldly roster, with players from five different countries. A.J. Ogilvy is from Australia, Festus Ezeli is from Nigeria, Jeffery Taylor is from Sweden, and Steve Tchiengang is from Cameroon. Of the 341 NCAA Division I teams, only eight have players from five countries, and only Vanderbilt and Northwestern hail from BCS leagues.

Starting Lineups

The Commodores used nine different starting lineups in 2008-09. Junior Jermaine Beal and freshman Jeffery Taylor have been the two constants for Vanderbilt all season. The team's results with the different lineups:

Lineup	Result
Beal, Drake, Taylor, Ezeli, Ogilvy	1-0
Beal, Drake, Taylor, McClellan, Ogilvy	0-1
Beal, Tinsley, Taylor, Walker, Ogilvy	1-0
Beal, Tinsley, Taylor, Ezeli, Ogilvy	2-0
Beal, Tinsley, Taylor, McClellan, Ogilvy	4-3
Beal, Tinsley, Taylor, Tchiengang, Ogilvy	9-6
Beal, Tinsley, Taylor, McClellan, Ezeli	1-1
Beal, Drake, Taylor, Tchiengang, Ezeli	0-1
Beal, Drake, Tinsley, Taylor, Ogilvy	1-0

3-Point Streak Continues Through 21st Season; VU One Of Three Teams To Hit A Trey In Every Game Since 1986-87 Season

Vanderbilt has made a 3-pointer in 729 consecutive games after the 2008 campaign. The Commodores rank second only to UNLV (738) for the longest streak in Division I basketball. Vanderbilt, UNLV and Princeton (623) are the only three schools in college basketball to have made at least one 3-pointer in every game played since the 3-point line was implemented for the 1986-87 season.

Walker Returns From Torn ACL

Andre Walker, a 6'7" guard/forward who tore his ACL against Middle Tennessee State on November 24, 2008, returns from the injury after extensive rehab. Walker, who redshirted the season last year because of the injury and will be a sophomore this year, will be back to fortify the Commodores' wing and power forward position. The Flossmoor, Ill., native was named to the Spring SEC Academic Honor Roll last season and was one of the team's top defenders before his season-ending injury.

Commodores Add John Jenkins To The Fold

Vanderbilt had one signee in 2008-09, John Jenkins from nearby Station Camp High School in Gallatin, Tenn. Jenkins, a 6'4" shooting guard, led all high scorers last season at 42.3 points per game and scored more than 30 points in every one of his games last year as a high school senior. He converted 62% of his shots from the

floor and 47% from three and also made 88% of his free throws in his senior year.

Drake Moves On

George Drake, who graduated with a degree in Sociology in May of 2009, will pursue a master's degree at UAB in the 2009-10 campaign. Drake was granted a waiver from the NCAA to play immediately for the Blazers and will compete this season.

Vanderbilt And National Rankings

The Commodores ended the season ranked 32nd in the nation in field goal percentage defense at 39.9% and ranked 42nd in the country in rebound margin at +4.7.

Vanderbilt and SEC Rankings

Vanderbilt had four players ranked in the SEC individual rankings at the end of the season.

Jermaine Beal	SEC	Total
Scoring	18th (13.5)	23rd (12.5)
Assists	12th (2.8)	10th (3.2)
FT%	5th (.787)	4th (.823)
3FG Made	T-13th (2.1)	13th (1.9)
A/TO Ratio	NA	1st (2.02)
Minutes Played	4th (35.1)	4th (33.1)
A.J. Ogilvy	SEC	Total
Scoring	11th (15.1)	11th (15.4)
Rebounding	12th (7.0)	12th (7.1)
FG%	1st (.559)	6th (.543)
FT %	NA	15th (.699)
Blocks	5th (1.7)	5th (1.7)
Defensive Rebounds	4th (5.4)	5th (5.4)
Jeffery Taylor	SEC	Total
Scoring	T-30th (11.6)	26th (12.2)
Rebounding	T-15th (6.3)	15th (6.2)
FT %	15th (.697)	NA
Offensive Rebounds	T-8th (2.9)	10th (2.6)
Brad Tinsley	SEC	Total
3FG Made	15th (2.0)	7th (2.2)
Assists	11th (2.9)	15th (2.8)

COMMODORES®





DEPARTED SENIORS



GEORGE DRAKE • G • 6-4 • 215 • CALERA, ALA. (CALERA)

Career Highlights: Played in 96 career games and made five starts in three years of action...Redshirted his first year on campus in 2005-06...Averaged a career-best 5.4 points per game in 2008-09, and was one of the first players off of the Commodore bench for most of the season...Scored a career-high 18 points at South Carolina on January 28, 2009.

DRAKE'S OVERALL STATISTICS AT VANDERBILT

Year	GP	GS	Min	Avg	FG	FGA	Pct.	3pt	3ptA	Pct	FT	FTA	Pct	Off	Def	Tot	Avg	PF	FO	Ast	TO	Blk	Stl	Pts	Avg
2006-07	33	0	340	10.3	36	85	.424	8	23	.348	10	20	.500	14	33	47	1.4	27	0	21	27	6	19	90	2.7
2007-08	33	1	264	8.0	26	87	.299	4	19	.211	12	22	.545	17	23	40	1.2	22	0	13	13	10	14	68	2.1
2008-09	30	4	522	17.4	62	143	.434	10	50	.200	27	34	.794	27	53	80	2.7	49	2	36	38	6	24	161	5.4
TOTAL	96	5	1126	11.7	124	315	.394	22	92	.239	49	76	.645	58	109	167	1.7	98	2	70	78	22	57	319	3.3

VANDERBILT®



2008-09 STATISTICS



Overall Record: 19-12; SEC: 8-8; Home: 13-4; Away: 3-7; Neutral: 3-1

OVERALL STATISTICS

No.	Player	GP	GS	Min	Avg	TOTAL			3-PTS			REBOUNDS										Pts	Avg			
						FG	FGA	Pct	3FG	FGA	Pct	FT	FTA	Pct	Off	Def	Tot	Avg	PF	FO	A			TO	Blk	Stl
04	OGILVY, A.J.	29	28	799	27.6	152	280	.543	7	27	.259	137	196	.699	51	156	207	7.1	78	1	37	80	48	25	448	15.4
00	BEAL, Jermaine	31	31	1026	33.1	118	280	.421	58	144	.403	93	113	.823	9	100	109	3.5	52	0	99	49	5	35	387	12.5
44	TAYLOR, Jeffery	31	31	805	26.0	136	271	.502	9	41	.220	96	139	.691	82	110	192	6.2	76	5	53	69	12	29	377	12.2
01	TINSLEY, Brad	31	28	960	31.0	108	258	.419	69	168	.411	56	68	.824	7	72	79	2.5	36	0	86	64	5	20	341	11.0
34	DRAKE, George	30	4	522	17.4	62	143	.434	10	50	.200	27	34	.794	27	53	80	2.7	49	2	36	38	6	24	161	5.4
05	GOULBOURNE, Lance	23	0	325	14.1	42	89	.472	11	31	.355	22	31	.710	21	54	75	3.3	25	0	7	25	12	10	117	5.1
03	EZELI, Festus	29	6	360	12.4	41	75	.547	0	0	.000	28	55	.509	28	46	74	2.6	58	1	1	43	22	4	110	3.8
33	TCHIENGANG, Steve	25	16	432	17.3	28	85	.329	12	39	.308	23	32	.719	23	56	79	3.2	71	2	12	30	11	9	91	3.6
21	MCCLELLAN, Darshawn	31	10	523	16.9	23	79	.291	6	23	.261	12	24	.500	26	66	92	3.0	52	1	35	34	9	7	64	2.1
02	HINKLE, Charles	25	0	211	8.4	14	48	.292	8	35	.229	13	15	.867	4	18	22	0.9	23	0	11	12	2	7	49	2.0
50	DUFFY, Joe	19	0	126	6.6	8	20	.400	0	0	.000	3	4	.750	8	14	22	1.2	18	0	7	8	1	1	19	1.0
10	MERIWEATHER, Chris	5	0	9	1.8	1	1	1.000	0	0	.000	0	0	.000	0	0	0	0.0	2	0	0	1	0	0	2	0.4
15	COLE, Elliott	10	0	17	1.7	1	2	.500	0	1	.000	1	2	.500	0	1	1	0.1	2	0	0	2	0	1	3	0.3
TM	TEAM.....														43	54	97	3.1	0			4			0	
	Total.....	31				740	1642	.451	190	561	.339	515	719	.716	334	810	1144	36.9	549	12	389	466	137	174	2185	70.5
	Opponents.....	31				713	1789	.399	213	597	.357	394	566	.696	339	658	997	32.2	599	-	359	390	114	222	2033	65.6

SEC Record: 8-8; Home: 6-2; Away: 2-6;

SEC STATISTICS

No.	Player	GP	GS	Min	Avg	TOTAL			3-PTS			REBOUNDS										Pts	Avg			
						FG	FGA	Pct	3FG	FGA	Pct	FT	FTA	Pct	Off	Def	Tot	Avg	PF	FO	A			TO	Blk	Stl
04	OGILVY, A.J.	15	14	419	27.9	81	145	.559	4	14	.286	60	93	.645	24	81	105	7.0	40	1	19	39	26	16	226	15.1
00	BEAL, Jermaine	16	16	560	35.0	68	165	.412	33	85	.388	48	61	.787	6	42	48	3.0	27	0	45	26	2	12	217	13.6
44	TAYLOR, Jeffery	16	16	425	26.6	64	131	.489	4	12	.333	53	76	.697	47	53	100	6.3	38	3	30	43	5	12	185	11.6
01	TINSLEY, Brad	16	15	508	31.8	56	135	.415	32	83	.386	31	36	.861	5	38	43	2.7	20	0	47	35	3	9	175	10.9
34	DRAKE, George	15	2	255	17.0	33	69	.478	1	15	.067	15	16	.938	17	25	42	2.8	28	2	8	18	2	11	82	5.5
05	GOULBOURNE, Lance	16	0	221	13.8	27	60	.450	8	23	.348	11	18	.611	13	27	40	2.5	23	0	6	17	8	6	73	4.6
33	TCHIENGANG, Steve	16	10	279	17.4	20	55	.364	9	26	.346	18	23	.783	13	37	50	3.1	48	2	7	20	8	7	67	4.2
03	EZELI, Festus	16	3	194	12.1	20	32	.625	0	0	.000	12	29	.414	15	23	38	2.4	31	1	0	22	7	3	52	3.3
21	MCCLELLAN, Darshawn	16	4	248	15.5	9	41	.220	1	14	.071	3	9	.333	14	41	55	3.4	25	1	11	16	3	2	22	1.4
02	HINKLE, Charles	11	0	61	5.5	5	15	.333	2	10	.200	1	2	.500	2	4	6	0.5	7	0	5	5	1	2	13	1.2
50	DUFFY, Joe	6	0	18	3.0	1	3	.333	0	0	.000	0	0	.000	1	2	3	0.5	4	0	1	1	1	0	2	0.3
15	COLE, Elliott	2	0	1	0.5	0	0	.000	0	0	.000	0	0	.000	0	0	0	0.0	1	0	0	0	0	0	0	0.0
10	MERIWEATHER, Chris	1	0	1	1.0	0	0	.000	0	0	.000	0	0	.000	0	0	0	0.0	0	0	0	0	0	0	0	0.0
TM	TEAM.....														22	35	57	3.6	0			4			0	
	Total.....	16				384	853	.450	94	284	.331	252	363	.694	179	408	587	36.7	293	10	180	247	66	80	1114	69.6
	Opponents.....	16				399	926	.431	123	333	.369	212	302	.702	164	348	512	32.0	307	-	190	190	66	114	1133	70.8



COMMODORES



2008-09 RESULTS

2008-09 Game-by-Game Results 19-12 Overall • 13-4 Home • 3-7 Away • 3-1 Neutral

Date	Opponent	W/L	Score	Attend	VU High Scorer	VU High Rebounder
11/16/08	#MOREHEAD STATE	W	74-48	12562	(16)TAYLOR, Jeffery	(5)TAYLOR, Jeffery
11/20/08	ILLINOIS (FSN)	L	63-69	12630	(13)OGILVY, A.J.	(7)OGILVY, A.J.
11/24/08	MTSU (CSS)	W	65-57	12502	(19)OGILVY, A.J.	(11)OGILVY, A.J.
11/26/08	#CENTRAL ARKANSAS	W	83-62	12126	(16)TAYLOR, Jeffery	(11)TAYLOR, Jeffery (8)OGILVY, A.J.
11/29/08	^Drake (CBS College Sports)	W	72-57	275	(19)TINSLEY, Brad	(8)DRAKE, George
11/30/08	^VCU (CBS College Sports)	W	71-66	312	(25)OGILVY, A.J.	(6)BEAL, Jermaine (7)OGILVY, A.J.
12/03/08	UIC	L	55-74	13214	(14)OGILVY, A.J.	(7)MCCLELLAN, Darshawn (7)TAYLOR, Jeffery
12/6/08	at Georgia Tech (FSN)	L	51-63	7219	(14)TAYLOR, Jeffery (15)OGILVY, A.J.	(7)TAYLOR, Jeffery (7)OGILVY, A.J.
12/10/08	ALABAMA A&M	W	78-55	12662	(18)TAYLOR, Jeffery	(8)OGILVY, A.J.
12/16/08	!South Florida (ESPN2)	W	71-52	9498	(20)BEAL, Jermaine (20)OGILVY, A.J.	(13)OGILVY, A.J.
12/20/08	TENNESSEE TECH (CSS)	W	83-63	12700	(20)OGILVY, A.J.	(7)GOULBOURNE, Lance (7)TAYLOR, Jeffery
12/22/08	FURMAN (CSS)	W	68-49	11961	(22)OGILVY, A.J.	(8)OGILVY, A.J.
12/31/08	SAINT FRANCIS	W	84-55	12496	(17)BEAL, Jermaine	(8)GOULBOURNE, Lance
01/03/09	at Massachusetts (CBS College Sports)	W	78-48	5698	(14)OGILVY, A.J.	(8)GOULBOURNE, Lance (8)OGILVY, A.J.
01/10/09	*at Kentucky (Raycom)	L	60-70	24249	(18)BEAL, Jermaine	(11)TAYLOR, Jeffery
01/14/09	*GEORGIA	W	50-40	13972	(18)OGILVY, A.J.	(5)BEAL, Jermaine (5)DRAKE, George
01/17/09	*at Mississippi State (FSN)	L	66-73	9268	(18)TAYLOR, Jeffery	(6)GOULBOURNE, Lance (6)OGILVY, A.J.
01/20/09	*TENNESSEE (ESPN)	L	63-76	14057	(16)DRAKE, George	(7)TAYLOR, Jeffery
01/25/09	*FLORIDA (CBS)	L	69-94	13993	(14)DRAKE, George	(9)TAYLOR, Jeffery
01/28/09	*at South Carolina	L	76-86	12766	(23)TAYLOR, Jeffery	(11)OGILVY, A.J.
01/31/09	*at Auburn	W	82-75	6896	(21)BEAL, Jermaine	(9)TAYLOR, Jeffery
02/05/09	*ALABAMA (ESPN2)	W	79-74	13850	(20)OGILVY, A.J. (20)BEAL, Jermaine	(12)OGILVY, A.J.
02/07/09	*OLE MISS (CBS)	W	71-61	14316	(17)OGILVY, A.J.	(9)OGILVY, A.J.
02/14/09	*at Tennessee (Raycom)	L	50-69	20375	(11)OGILVY, A.J. (11)TINSLEY, Brad	(6)GOULBOURNE, Lance (6)BEAL, Jermaine
02/17/09	*KENTUCKY (ESPN)	W	77-64	14366	(17)BEAL, Jermaine (17)GOULBOURNE, Lance	(8)OGILVY, A.J. (8)TAYLOR, Jeffery
2/21/09	*at Florida (Raycom)	L	68-82	12543	(18)OGILVY, A.J.	(7)TAYLOR, Jeffery
02/25/09	*at Georgia	L	57-61	5841	(12)OGILVY, A.J.	(8)OGILVY, A.J.
02/28/09	*SOUTH CAROLINA (ESPNU)	W	96-83	13963	(28)OGILVY, A.J.	(7)BEAL, Jermaine
03/04/09	*at LSU	W	75-67	13249	(33)OGILVY, A.J.	(10)OGILVY, A.J.
03/08/09	*ARKANSAS (Raycom)	W	75-58	14316	(16)TAYLOR, Jeffery	(10)OGILVY, A.J.
03/12/09	@vs Alabama (Raycom)	L	75-82	12152	(20)TINSLEY, Brad	(10)TAYLOR, Jeffery (8)OGILVY, A.J.

KEY: (*) - SEC game; (#) - Cancun Challenge, Nashville, Tenn.; (^) - Cancun Challenge, Cancun, Mexico; (!) SEC/Big East Challenge, Sommet Center, Nashville, Tenn.; (@) - SEC Tournament, Tampa, Fla.; (FSN) - Fox Sports Net; (CBS College Sports) - CBS College Sports; (CSS) - Comcast Sports Southeast; (RAYCOM) - Raycom Sports;

Attendance Summary	Games	Totals	Avg/Game
HOME	17	225686	13276
AWAY	10	118104	11810
NEUTRAL	4	22237	5559
TOTAL	31	366027	11807

2008-09 STATISTICS



2008-09 Vanderbilt Game-by-Game Statistics

Opponent	Date	Score	W/L	FG-FGA	Pct	3FG-FGA	Pct	FT-FTA	Pct	Rebounds		PF	A	TO	Blk	Stl	Pts
										Off-Def-Tot							
MOREHEAD STATE	11/16/08	74-48	W	22-48	.458	8-22	.364	22-28	.786	8-23-31	13	9	18	8	7	74	
ILLINOIS	11/20/08	63-69	L	23-53	.434	4-15	.267	13-21	.619	13-20-33	14	14	10	5	5	63	
MTSU	11/24/08	65-57	W	19-44	.432	5-9	.556	22-30	.733	12-30-42	26	11	17	7	2	65	
CENTRAL ARKANSAS	11/26/08	83-62	W	30-59	.508	7-25	.280	16-21	.762	12-31-43	13	16	9	6	3	83	
vs. Drake	11/29/08	72-57	W	24-52	.462	10-22	.455	14-17	.824	7-21-28	24	18	13	3	7	72	
vs. VCU	11/30/08	71-66	W	19-44	.432	7-13	.538	26-30	.867	9-25-34	17	16	23	2	7	71	
UIC	12/03/08	55-74	L	20-59	.339	4-24	.167	11-15	.733	12-26-38	13	12	16	7	6	55	
at Georgia Tech	12/06/08	51-63	L	16-50	.320	2-16	.125	17-27	.630	10-23-33	23	10	17	8	7	51	
ALABAMA A&M	12/10/08	78-55	W	26-44	.591	5-14	.357	21-29	.724	6-28-34	10	16	16	4	9	78	
vs. South Florida	12/16/08	71-52	W	23-52	.442	6-13	.462	19-29	.655	10-30-40	18	11	21	2	10	71	
TENNESSEE TECH	12/20/08	83-63	W	28-57	.491	8-17	.471	19-24	.792	12-34-46	19	16	17	1	5	83	
FURMAN	12/22/08	68-49	W	22-47	.468	5-16	.313	19-27	.704	8-29-37	16	13	6	5	6	68	
SAINT FRANCIS	12/31/08	84-55	W	30-54	.556	7-21	.333	17-24	.708	11-26-37	13	11	10	3	5	84	
at Massachusetts	01/03/09	78-48	W	28-61	.459	8-20	.400	14-17	.824	13-35-48	16	19	12	7	7	78	
at Kentucky	01/10/09	60-70	L	18-57	.316	7-25	.280	17-19	.895	14-21-35	17	9	15	2	5	60	
GEORGIA	01/14/09	50-40	W	20-49	.408	2-16	.125	8-11	.727	5-23-28	8	11	12	7	10	50	
at Mississippi State	01/17/09	66-73	L	28-62	.452	5-18	.278	5-8	.625	13-24-37	20	10	17	3	6	66	
TENNESSEE	01/20/09	63-76	L	20-58	.345	6-23	.261	17-23	.739	16-23-39	22	8	13	4	5	63	
FLORIDA	01/25/09	69-94	L	26-60	.433	6-22	.273	11-18	.611	11-20-31	12	8	13	3	3	69	
at South Carolina	01/28/09	76-86	L	26-56	.464	3-13	.231	21-31	.677	16-25-41	34	7	22	3	3	76	
at Auburn	01/31/09	82-75	W	28-46	.609	10-17	.588	16-31	.516	9-26-35	19	19	14	0	9	82	
ALABAMA	02/05/09	79-74	W	28-59	.475	10-26	.385	13-24	.542	10-23-33	20	18	11	5	2	79	
OLE MISS	02/07/09	71-61	W	28-51	.549	7-14	.500	8-12	.667	4-33-37	9	15	12	5	6	71	
at Tennessee	02/14/09	50-69	L	19-49	.388	2-16	.125	10-16	.625	14-23-37	19	10	23	7	7	50	
KENTUCKY	02/17/09	77-64	W	20-43	.465	5-11	.455	32-40	.800	13-24-37	21	7	17	6	6	77	
at Florida	02/21/09	68-82	L	25-60	.417	6-18	.333	12-15	.800	13-18-31	16	11	13	2	5	68	
at Georgia	02/25/09	57-61	L	16-51	.314	6-23	.261	19-26	.731	13-30-43	20	6	14	3	4	57	
SOUTH CAROLINA	02/28/09	96-83	W	31-50	.620	8-16	.500	26-35	.743	8-32-40	14	14	24	5	4	96	
at LSU	03/04/09	75-67	W	27-52	.519	6-15	.400	15-24	.625	6-28-34	23	10	8	3	2	75	
ARKANSAS	03/08/09	75-58	W	24-50	.480	5-11	.455	22-30	.733	14-35-49	19	17	19	8	3	75	
vs Alabama	03/12/09	75-82	L	26-65	.400	10-30	.333	13-17	.765	12-21-33	21	17	14	3	8	75	
VANDERBILT		2185		740-1642	.451	190-561	.339	515-719	.716	334-810-1144	549	389	466	137	174	2185	

Home games in CAPS.

COMMODORES®

2008-09 Opponent Game-by-Game Statistics

Opponent	Date	Score	W/L	FG-FGA	Pct	3FG-FGA	Pct	FT-FTA	Pct	Rebounds		PF	A	TO	Blk	Stl	Pts
										Off-Def-Tot							
MOREHEAD STATE	11/16/08	74-48	W	17-50	.340	5-12	.417	9-11	.818	10-17-27	24	8	21	0	8	48	
ILLINOIS	11/20/08	63-69	L	24-65	.369	10-19	.526	11-11	1.000	21-21-42	21	18	12	2	5	69	
MTSU	11/24/08	65-57	W	17-56	.304	6-19	.316	17-24	.708	10-20-30	28	7	7	2	7	57	
CENTRAL ARKANSAS	11/26/08	83-62	W	21-58	.362	10-23	.435	10-17	.588	8-20-28	17	11	8	0	4	62	
vs Drake	11/29/08	72-57	W	16-43	.372	7-20	.350	18-23	.783	6-18-24	17	10	16	2	4	57	
vs VCU	11/30/08	71-66	W	25-59	.424	6-22	.273	10-16	.625	8-17-25	22	12	16	7	14	66	
UIC	12/03/08	55-74	L	30-67	.448	12-19	.632	2-3	.667	11-28-39	14	19	11	7	8	74	
at Georgia Tech	12/06/08	51-63	L	21-62	.339	1-6	.167	20-31	.645	23-25-48	17	15	15	7	10	63	
ALABAMA A&M	12/10/08	78-55	W	20-62	.323	5-20	.250	10-12	.833	14-16-30	21	6	15	0	7	55	
vs South Florida	12/16/08	71-52	W	18-53	.340	4-17	.235	12-21	.571	9-23-32	23	10	19	1	9	52	
TENNESSEE TECH	12/20/08	83-63	W	23-69	.333	5-18	.278	12-25	.480	20-20-40	22	10	13	3	12	63	
FURMAN	12/22/08	68-49	W	18-51	.353	6-19	.316	7-13	.538	8-22-30	21	9	8	5	3	49	
SAINT FRANCIS	12/31/08	84-55	W	20-53	.377	8-22	.364	7-11	.636	6-15-21	20	15	13	1	6	55	
at Massachusetts	01/03/09	78-48	W	16-56	.286	4-23	.174	12-18	.667	9-19-28	11	8	11	7	6	48	
at Kentucky	01/10/09	60-70	L	24-55	.436	6-19	.316	16-19	.842	10-24-34	14	13	12	7	5	70	
GEORGIA	01/14/09	50-40	W	18-54	.333	4-17	.235	0-2	.000	14-25-39	17	9	20	4	8	40	
at Mississippi State	01/17/09	66-73	L	24-50	.480	7-18	.389	18-22	.818	5-23-28	11	14	12	6	10	73	
TENNESSEE	01/20/09	63-76	L	27-54	.500	4-13	.308	18-23	.783	9-25-34	21	14	12	3	2	76	
FLORIDA	01/25/09	69-94	L	35-61	.574	15-25	.600	9-10	.900	7-25-32	15	19	12	2	4	94	
at South Carolina	01/28/09	76-86	L	23-53	.434	8-21	.381	32-49	.653	10-19-29	22	8	10	5	9	86	
at Auburn	01/31/09	82-75	W	28-56	.500	12-28	.429	7-15	.467	5-17-22	22	19	10	3	6	75	
ALABAMA	02/05/09	79-74	W	24-58	.414	8-15	.533	18-22	.818	12-28-40	22	12	15	5	8	74	
OLE MISS	02/07/09	71-61	W	24-66	.364	9-28	.321	4-8	.500	12-22-34	12	9	9	2	3	61	
at Tennessee	02/14/09	50-69	L	25-55	.455	6-20	.300	13-23	.565	14-19-33	18	15	11	8	15	69	
KENTUCKY	02/17/09	77-64	W	20-52	.385	6-19	.316	18-23	.783	11-15-26	29	8	15	5	5	64	
at Florida	02/21/09	68-82	L	30-49	.612	10-19	.526	12-15	.800	3-24-27	17	13	14	7	7	82	
at Georgia	02/25/09	57-61	L	22-56	.393	5-14	.357	12-20	.600	10-25-35	21	11	10	1	10	61	
SOUTH CAROLINA	02/28/09	96-83	W	34-81	.420	9-35	.257	6-9	.667	16-16-32	26	9	12	3	9	83	
at LSU	03/04/09	75-67	W	21-58	.362	6-21	.286	19-28	.679	13-23-36	18	10	7	5	4	67	
ARKANSAS	03/08/09	75-58	W	20-68	.294	8-21	.381	10-14	.714	13-18-31	22	7	9	0	9	58	
vs Alabama	03/12/09	75-82	L	28-59	.475	1-5	.200	25-28	.893	12-29-41	14	11	15	4	5	82	
OPPONENTS		2033		713-1789	.399	213-597	.357	394-566	.696	339-658-997	599	359	390	114	222	2033	



2008-09 MISCELLANEOUS STATS



VANDERBILT®

Season Highs & Lows

Category	Vanderbilt	Opponent
Points	96 vs. South Carolina (2/28) 50 vs. Georgia (1/14)	94 by Florida (1/25) 40 by Georgia (1/14)
FG Made	31 vs. South Carolina (2/28) 16 at Ga. Tech (12/6), at Ga. (2/25)	35 by Florida (1/25) 16 by Drake (11/29), by UMass (1/3)
FG Attempted	65 vs. Alabama (3/12) 43 vs. Kentucky (2/17)	81 by South Carolina (2/28) 43 by Drake (11/29)
FG %	.620 vs. South Carolina (2/28) .314 at Georgia (2/25)	.612 by Florida (2/21) .286 by UMass (1/3)
3 FG Made	10 vs. Ala. (3/12, 2/6), at Auburn (1/31), vs. Drake (11/29) 2 at Ga. Tech (12/6), vs. Ga. (1/14), at UT (2/14)	15 by Florida (1/25) 1 by Ga. Tech (12/6), at UMass (1/3)
3 FG Attempted	30 vs. Alabama (3/12) 9 vs. MTSU (11/24)	35 by South Carolina (2/28) 5 by Alabama (3/12)
3 FG %	.588 at Auburn (1/31) .125 at Ga. Tech (12/6), vs. Ga. (1/14), at UT (2/14)	.632 by UIC (12/3) .167 by Ga. Tech (12/6)
FT Made	32 vs. Kentucky (2/17) 5 at Miss. State (1/17)	32 by South Carolina (1/28) 0 by Georgia (1/14)
FT Attempted	40 vs. Kentucky (2/17) 8 at Miss. State (1/17)	49 by South Carolina (1/28) 2 by Georgia (1/14)
FT %	.895 at Kentucky (1/10) .516 at Auburn (1/31)	1.000 by Illinois (11/20) .000 by Georgia (1/14)
Rebounds	49 vs. Arkansas (3/8) 28 vs. Drake (11/29), Ga. (1/14)	48 by Georgia Tech (12/6) 21 by Saint Francis (12/31)
Assists	19 at Auburn (1/31), at UMass (1/3) 6 at Georgia (2/25)	19 three times 6 by Alabama A&M (12/10)
Steals	10 vs. Georgia (1/14), vs. USF (12/16) 2 vs. MTSU (11/24), vs. Ala. (2/5), at LSU (3/4)	15 by Tennessee (2/14) 2 by Tennessee (1/20)
Blocks	8 vs. Ark. (3/8), at Ga. Tech (12/6), Morehead (11/16) 0 at Auburn (1/31)	8 by Tennessee (2/14) 0 four times

Top Performances

Points	33.....A.J. Ogilvy at LSU (3/4)
FG Made	12.....A.J. Ogilvy at LSU (3/4); Ogilvy vs. South Carolina (2/28)
FG Attempted	17.....A.J. Ogilvy at LSU (3/4)
FG Percentage (min 5 made)	.889 (8-9).....Jeffery Taylor vs. Alabama A&M (12/10)
3FG Made	7.....Jermaine Beal at Auburn (1/31)
3FG Attempted	10.....Brad Tinsley vs. Alabama (3/12); Tinsley at Kentucky (1/10)
3 FG Percentage (min 2 made)	1.000 (2 of 2).....L. Goulbourne vs. Ole Miss (2/7); A.J. Ogilvy vs. Alabama (2/5) and VCU (11/30); S. Tchiengang vs. Tennessee (1/20)
FT Made	10.....Jermaine Beal vs. Kentucky (2/17); A.J. Ogilvy vs. Furman (12/22)
FT Attempted	14.....A.J. Ogilvy at LSU (3/4); Jeffery Taylor at South Carolina (1/28)
FT Percentage (min 3 made)	1.000 (10 of 10).....Jermaine Beal vs. Kentucky (2/17)
Rebounds	13.....A.J. Ogilvy vs. South Florida (12/16)
Assists	8.....Jermaine Beal vs. Alabama (2/5)
Steals	4.....G. Drake vs. Alabama (3/12); A.J. Ogilvy vs. Georgia (1/14); J. Taylor at Kentucky (1/10); Jermaine Beal vs. Saint Francis (12/31)
Blocks	4.....A.J. Ogilvy vs. South Carolina (2/28), vs. Alabama (2/5), vs. UIC (12/3)

Vanderbilt's Record When...

Winning Opening Tip.....	7-2
Losing Opening Tip.....	12-10
VU Scores First.....	11-3
Opponent Scores First.....	8-9
Leading at Halftime.....	17-0
Trailing at Halftime.....	1-12
Tied at Halftime.....	1-0
Leading with Five Minutes Remaining.....	19-0
Trailing with Five Minutes Remaining.....	0-12
Tied with Five Minutes Remaining.....	0-0
Leading with Two Minutes Remaining.....	19-0
Trailing with Two Minutes Remaining.....	0-12
Tied with Two Minutes Remaining.....	0-0
Overtime.....	0-0
Games Decided by Three Points or Less.....	0-0
Games Decided by 4-10 Points.....	7-6
Games Decided by 11-20 Points.....	7-5
Games Decided by 21-plus Points.....	5-1
VU Shoots 50% or Better.....	7-0
VU Shoots 40% or Better.....	15-6
VU Shoots Lower Than 40%.....	0-6
Opponent Shoots 50% or Better.....	1-3
Opponent Shoots 40% or Better.....	4-6
Opponent Shoots Lower Than 40%.....	15-3
VU Scores 70 Points or More.....	15-2
VU Scores Less Than 70 Points.....	3-10
VU Scores 80 Points or More.....	4-0
VU Scores 90 Points or More.....	1-0
Opponent Scores 70 Points or More.....	2-7

Opponent Scores Less Than 70 Points.....	15-4
Opponent Scores 80 Points or More.....	1-2
Opponent Scores 90 Points or More.....	0-0
Makes More 3-Pointers Than Opponent.....	8-4
Makes Fewer 3-Pointers Than Opponent.....	10-7
3-Pointers are Equal.....	2-0
Outrebounds Opponent.....	16-7
Outrebounded by Opponent.....	3-5
Rebounds are Equal.....	0-0
Playing on National TV.....	8-2
Playing on Regional TV.....	5-7
Playing on Weekday.....	10-5
Playing on Weekend.....	9-6
Game Tips Before 6 p.m. CT (afternoons).....	8-5
Game Tips After 6 p.m. CT (evenings).....	11-7
In November.....	5-1
In December.....	5-2
In January.....	3-5
In February.....	4-3
In March.....	2-1
Home.....	13-4
Neutral.....	3-1
Away.....	3-7

Conferences	vs. Non-Conference.....	11-3
Ohio Valley.....	2-0	
Big Ten.....	0-1	
Sun Belt.....	1-0	
Southland.....	1-0	
Missouri Valley.....	1-0	
Colonial.....	1-0	
Horizon League.....	0-1	
ACC.....	0-1	
SWAC.....	1-0	
Big East.....	1-0	
Southern.....	1-0	
Northeast.....	1-0	
Atlantic 10.....	1-0	
Southeastern — Eastern Division.....	3-7	
Southeastern — Western Division.....	5-2	
Lineups	Beal, Drake, Taylor, Ezeli, Ogilvy.....	1-0
Beal, Drake, Taylor, McClellan, Ogilvy.....	0-1	
Beal, Tinsley, Taylor, Walker, Ogilvy.....	1-0	
Beal, Tinsley, Taylor, Ezeli, Ogilvy.....	2-0	
Beal, Tinsley, Taylor, McClellan, Ogilvy.....	4-3	
Beal, Tinsley, Taylor, Tchiengang, Ogilvy.....	9-6	
Beal, Tinsley, Taylor, McClellan, Ezeli.....	1-1	
Beal, Drake, Taylor, Tchiengang, Ezeli.....	0-1	
Beal, Drake, Tinsley, Taylor, Ogilvy.....	1-0	



2008-09 RECAPS



COMMODORES®

Game 1 • Nov. 16, 2008

Morehead State..... 48
at Vanderbilt..... 74
Nashville, Tenn. (Memorial Gym)

Freshman Jeffery Taylor's 16 points led five players in double figures, three of which were freshmen, as Vanderbilt defeated Morehead State.

"I liked our team's effort," Kevin Stallings, VU head coach, said. "I thought we played really hard. To turn them over 21 times and hold them to 34 percent shooting, I'm pleased with that.

"I thought we didn't take care of the ball in the first half. Our team's mentality is to come out and try to win the game in the first five minutes, but it's a 40 minute game. We need to slow down mentally."

Taylor scored 10 in the second half as the Commodores outscored the Eagles 43-24.

Vanderbilt (1-0), which has seven freshmen on its roster, also got 12 points from sophomore A.J. Ogilvy and 10 from junior Jermaine Beal.

Morehead State (0-2), which led for most of the game's first 11 minutes, got 10 points each from Robert Murry and Terrance Hill.

"They had a lot of size," A.J. Ogilvy remarked. "They tried to play physical with us and they got into foul trouble. We adjusted early on and then played pretty well."

The Commodores were without freshman forward Steve Tchiengang, who was declared ineligible for the first five games of the season by the NCAA under a policy that involves certain first-year international students. Tchiengang is a native of Cameroon.

Morehead State

Name	fg-a	3-a	ft-a	o-d-t	pf	tp	a	to	b	s	m
Stallworth, f	2-5	2-3	0-0	2-1-3	5	6	1	2	0	3	22
Buchanan, f	4-11	0-0	1-1	1-4-5	3	9	0	2	0	0	32
Faried, c	2-8	0-0	0-0	3-4-7	4	4	0	3	0	2	26
Murry, g	1-4	0-0	8-8	0-2-2	3	10	2	2	0	0	21
Harper, g	2-8	0-2	0-0	0-1-1	1	4	4	5	0	3	31
Brown	1-1	0-0	0-0	0-1-1	1	2	0	3	0	0	13
Hill	4-8	2-4	0-0	0-2-2	2	10	0	1	0	0	20
Coleman	0-1	0-0	0-2	0-0-0	2	0	0	0	0	0	10
Echols	0-0	0-0	0-0	0-0-0	2	0	0	0	0	0	3
Lamb	1-3	1-3	0-0	0-1-1	1	3	1	1	0	0	18
Peterson	0-1	0-0	0-0	0-0-0	0	0	0	1	0	0	4
Team				4-1-5							1
Totals	17-50	5-12	9-11	10-17-27	24	48	8	21	0	8	8200

Vanderbilt

Name	fg-a	3-a	ft-a	o-d-t	pf	tp	a	to	b	s	m
Taylor, f	5-13	0-3	6-9	2-3-5	2	16	1	1	0	1	24
Ezeli, c	1-3	0-0	0-0	0-3-3	2	2	0	4	2	0	15
Ogilvy, c	3-6	0-1	6-6	0-2-2	4	12	0	3	2	1	21
Beal, g	3-5	1-2	3-3	0-1-1	0	10	1	4	0	3	24
Drake, g	2-6	1-4	0-0	1-1-2	1	5	3	1	1	0	21
Tinsley	4-6	3-5	1-2	0-4-4	0	12	1	1	0	0	24
Hinkle	0-3	0-3	0-0	0-0-0	0	0	1	0	0	0	6
Goulbourne	3-4	3-4	2-4	1-3-4	0	11	0	2	1	2	16
Cole	0-0	0-0	0-0	0-0-0	0	0	0	0	0	0	1
McClellan	0-0	0-0	2-2	1-0-1	2	2	1	1	0	0	15
Walker	0-1	0-0	0-0	2-2-4	0	0	0	1	2	0	19
Duffy	1-1	0-0	2-2	0-4-4	2	4	1	0	0	0	14
Team				1-0-1							
Totals	22-48	8-22	22-28	8-23-31	13	74	9	18	8	7	7200

Score by Periods	1st	2nd	Total
Morehead State	24	24	48
Vanderbilt	31	43	74

FG%: MSU: 34.0, VU: 44.8; 3FG%: MSU: 41.7, VU: 36.4;
FT%: MSU: 81.8, VU: 78.6; Officials: Tony Greene, Bert Smith, Lee Cassell; Attendance: 12,562.

Game 2 • Nov. 20, 2008

Illinois..... 63
at Vanderbilt..... 69
Nashville, Tenn. (Memorial Gym)

Demetri McCamey scored 23 points as Illinois defeated Vanderbilt 69-63.

McCamey's layup broke a tie with 6:22 remaining and started a 7-0 run that put the Illini (3-0) in front to stay.

"This was a real big win," McCamey said. "Last year we lost a lot of tough games. It feels good to come home with a W."

Vanderbilt (1-1) tied the game at 58 on a free throw by A.J. Ogilvy with 6:56 remaining, but then was held scoreless until Andre Walker made a layup and a foul shot with 2:13 to play.

The Commodores made just 13 of 21 free throws (61.9 percent) in the game. Jermaine Beal made a pair of free throws with 1:38 left that got the Commodores within two points. Beal then missed a game-tying layup with 22 seconds to go.

"Congratulations to them," Vanderbilt head coach Kevin Stallings, said. "They deserved to win. They did a better job of making shots and being aggressive on the boards. You have to tip your hat to them. We have a lot of room to get better."

"Losing at any time is disappointing," Vanderbilt sophomore center A.J. Ogilvy said, "but to be this early in the season is what's really hurting. Over the next few days we'll work on improving so we make sure we don't drop any more games."

Illinois was a perfect 11-for-11 from the line, including two each by Trent Meacham and Chester Frazier in the final 20 seconds.

"For us, it's a great win," said Illinois head coach Bruce Weber. "Hopefully it's a confidence builder."

Illinois

Name	fg-a	3-a	ft-a	o-d-t	pf	tp	a	to	b	s	m
Davis, f	3-12	0-0	5-5	5-7-12	5	11	0	2	1	0	32
Tisdale, c	5-11	0-0	0-0	3-4-7	4	10	0	2	0	1	20
Meacham, g	4-8	4-6	2-2	2-2-4	4	14	2	2	0	1	31
Frazier, g	1-5	1-3	2-2	1-3-4	1	5	8	1	0	0	36
McCamey, g	9-18	5-10	0-0	1-2-3	2	23	6	1	0	1	35
Jordan	1-1	0-0	0-0	0-0-0	0	2	0	1	0	0	10
Keller	0-4	0-0	2-2	2-1-3	1	2	0	1	1	0	8
Brock	1-5	0-0	0-0	1-0-1	2	2	2	1	0	0	11
Semrau	0-1	0-0	0-0	2-1-3	2	0	0	1	0	2	17
Team				4-1-5							
Totals	24-65	10-19	11-11	21-21-42	21	69	18	12	2	5	5200

Vanderbilt

Name	fg-a	3-a	ft-a	o-d-t	pf	tp	a	to	b	s	m
McClellan, f	1-4	0-0	1-3	0-0-0	0	3	2	0	0	0	20
Taylor, f	5-10	1-3	0-0	0-6-6	3	11	1	1	1	3	31
Ogilvy, c	5-11	0-1	3-5	4-3-7	2	13	0	2	3	0	32
Beal, g	1-7	1-4	3-4	0-6-6	3	6	7	1	0	0	34
Drake, g	1-3	0-2	0-0	1-0-1	1	2	1	1	0	0	12
Tinsley	4-9	2-5	1-3	0-3-3	0	11	2	1	0	0	29
Ezeli	3-4	0-0	1-2	4-1-5	3	7	0	3	1	0	16
Walker	3-5	0-0	4-4	1-1-2	2	10	1	1	0	2	23
Duffy	0-0	0-0	0-0	0-0-0	0	0	0	0	0	0	3
Team				3-0-3							
Totals	23-53	4-15	13-21	13-20-33	14	63	14	10	5	5	5200

Score by Periods	1st	2nd	Total
Illinois	36	33	69
Vanderbilt	35	28	63

FG%: UI: 36.9, VU: 43.4; 3FG%: UI: 52.6, VU: 26.7;
FT%: UI: 100.0, VU: 61.9; Officials: Ted Valentine, Rick Hartzell, Mark Whitehead; Attendance: 12,630.

Game 3 • Nov. 24, 2008

MTSU..... 65
at Vanderbilt..... 57
Nashville, Tenn. (Memorial Gym)

A.J. Ogilvy and Jeffery Taylor each had double-doubles as Vanderbilt defeated Middle Tennessee State 65-57.

"I'm a bit more comfortable," Taylor said. "The nervousness before the game is almost gone now. We're a lot more comfortable out there now. I think we're showing that right now we had a great game tonight."

Ogilvy had a game-high 19 points with 11 rebounds for his first double-double of the season. Taylor had 13 points and 11 rebounds in his third career game.

Vanderbilt outrebounded MTSU 40-28.

"It's something we focused on all week in practice and watching film from our last game," remarked Ogilvy, "and we came out with the mentality that we were going to own that tonight. I think we did a really good job on the boards."

Jermaine Beal scored the first five points of the game for the Commodores (2-1), who never trailed. They held the Blue Raiders (2-2) scoreless for seven minutes of the first half and stretched a two-point lead to 25-11.

Beal finished with 12 points and four assists.

MTSU closed to 41-35 on Montarrio Haddock's two free throws with 11:25 to play, but Vanderbilt scored the next six points, capped by Taylor's layup.

Demetrius Green led MTSU with 15 points and seven rebounds. Nigel Johnson added 12 points.

"I'm really proud of our team," Kevin Stallings, VU head coach, stated. "I thought they played really hard with a lot more purpose and effort than we had on Thursday night (against Illinois).

"I thought our defensive and rebounding efforts were stellar."

MTSU

Name	fg-a	3-a	ft-a	o-d-t	pf	tp	a	to	b	s	m
Haddock, f	1-3	0-1	1-4	3-0-3	5	3	1	3	0	1	9
Yates, f	3-11	0-1	2-2	2-2-4	4	8	0	1	0	0	35
Kanaskie, g	1-7	1-6	3-5	1-3-4	1	6	2	0	0	2	38
Johnson, g	4-8	2-4	2-2	0-5-5	1	12	4	1	1	1	32
Green, g	6-15	2-3	1-1	2-5-7	4	15	0	1	0	1	29
Allen	1-4	1-4	0-0	0-1-1	3	3	0	0	0	0	10
O'Neil	1-5	0-0	6-6	0-1-1	3	8	0	0	1	1	25
Hair	0-0	0-0	2-4	0-0-0	3	2	0	0	0	1	9
Avery	0-1	0-0	0-0	1-0-1	1	0	0	0	0	0	2
Boyd	0-2	0-0	0-0	0-2-2	2	0	0	1	0	0	11
Team				1-1-2							1
Totals	17-56	6-19	17-24	10-20-30	28	57	7	7	2	7	7200

Vanderbilt

Name	fg-a	3-a	ft-a	o-d-t	pf	tp	a	to	b	s	m
Walker, f	2-2	0-0	0-1	2-6-8	4	4	3	4	2	0	29
Taylor, f	3-6	0-1	7-10	3-8-11	3	13	4	5	1	0	35
Ogilvy, c	5-9	0-0	9-13	4-7-11	3	19	0	2	3	0	31
Beal, g	4-11	2-4	2-2	0-5-5	3	12	4	3	0	2	37
Tinsley, g	3-7	2-3	2-2	0-1-1	2	10	0	1	0	0	29
Hinkle	1-2	1-1	0-0	0-0-0	1	3	0	0	0	0	6
Ezeli	1-2	0-0	2-2	0-1-1	4	4	0	2	0	0	9
McClellan	0-1	0-0	0-0	2-0-2	3	0	0	0	1	0	9
Drake	0-3	0-0	0-0	0-0-0	2	0	0	0	0	0	8
Duffy	0-1	0-0	0-0	0-0-0	1	0	0	0	0	0	7
Team				1-2-3							
Totals	19-44	5-9	22-30	12-30-42	26	65	11	17	7	7	2200

Score by Periods	1st	2nd	Total
MTSU	17	40	57
Vanderbilt	31	34	65

FG%: MT: 30.4, VU: 43.2; 3FG%: MT: 31.6, VU: 55.6;
FT%: MT: 70.8, VU: 73.3

2008-09 RECAPS

Game 4 • Nov. 26, 2008

Central Arkansas 62
at Vanderbilt..... 83
Nashville, Tenn. (Memorial Gym)

Jeffery Taylor scored 16 points to lead Vanderbilt to an 83-62 victory over Central Arkansas.

Vanderbilt (3-1) made its first six field-goal attempts and never trailed. The Commodores led by as many as 25 points in the first half and took a 48-29 halftime lead.

"We built a nice lead in the first half and kept our turnovers down," Kevin Stallings, VU head coach, said, "but this wasn't the performance that I was hoping for."

Central Arkansas (2-2) opened the second half with an 18-6 run, including five straight points by Mike Pouncy, but could draw no closer than 12 points with 12:31 remaining.

"We didn't play so well in the second half because we lost patience and they held on to the ball," Stallings added. "We didn't play well with a big lead but this is the first time this season that we've been in that situation."

Taylor made 7-of-10 field goal attempts, including a pair of first-half dunks, and matched his career high while scoring in double figures for his fourth straight game.

George Drake scored 14 points and Festus Ezeli added 11, both career highs.

"Both of them got good looks in the game," remarked Stallings. "George played aggressively and made some nice plays. It was good to see him do well because he's been banged up."

Marcus Pillow made five 3-pointers for the Bears for a game-high 17 points. Mitch Rueter added 16 and Pouncy and Chris Brown each had 12.

Chris Meriwether also saw the first minutes of his Vanderbilt career in VU's win.

Central Arkansas												
Name	fg-a	3-a	ft-a	o-d-t	pf	tp	a	to	b	s	m	
Brown, f	5-9	0-0	2-2	2-6-8	2	12	0	2	0	1	34	
Rueter, f	5-10	4-6	2-2	1-2-3	3	16	1	0	0	0	31	
Marks, c	1-6	0-0	1-2	3-6-9	2	3	0	0	0	0	25	
Clayborn, g	1-4	0-2	0-3	0-2-2	1	2	3	2	0	0	16	
Pillow, g	6-16	5-11	0-0	0-2-2	2	17	2	2	0	1	34	
Silverman	0-1	0-0	0-0	0-0-0	0	0	0	0	0	0	1	
Pouncy	3-11	1-4	5-8	0-0-0	3	12	5	1	0	1	30	
Henson	0-0	0-0	0-0	0-0-0	1	0	0	0	0	0	4	
Oahwash	0-0	0-0	0-0	0-0-0	0	0	0	0	0	0	1	
Brewer	0-1	0-0	0-0	0-2-2	1	0	0	0	0	0	17	
Cannon	0-0	0-0	0-0	0-0-0	2	0	0	0	0	0	7	
Team				2-0-2							1	
Totals	21-58	10-23	10-17	8-20-28	17	62	11	8	0	0	4200	

Vanderbilt												
Name	fg-a	3-a	ft-a	o-d-t	pf	tp	a	to	b	s	m	
Taylor, f	7-10	0-2	2-2	2-4-6	3	16	2	0	0	2	25	
Ezeli, c	5-7	0-0	1-4	2-3-5	4	11	0	2	1	0	19	
Ogilvy, c	3-9	0-1	4-4	0-8-8	2	10	2	1	1	0	28	
Beal, g	3-9	1-5	5-7	0-4-4	2	12	3	1	1	0	29	
Tinsley, g	4-10	3-9	0-0	0-1-1	0	11	1	2	0	0	30	
Hinkle	1-3	1-3	0-0	0-1-1	0	3	0	1	0	0	13	
Meriwether	0-0	0-0	0-0	0-0-0	1	0	0	0	0	0	1	
Cole	0-1	0-1	0-0	0-0-0	0	0	0	0	0	0	1	
McClellan	0-0	0-0	2-2	0-4-4	1	2	0	0	2	0	18	
Drake	5-8	2-4	2-2	3-5-8	0	14	6	2	1	0	19	
Duffy	2-2	0-0	0-0	2-0-2	0	4	2	0	0	0	16	
Team				3-1-4								
Totals	30-59	7-25	16-21	12-31-43	13	83	16	9	6	0	3200	

Score by Periods	1st	2nd	Total
Central Arkansas	29	33	62
Vanderbilt	48	35	83

FG%: UCA: 36.2, VU: 50.8; 3FG%: UCA: 43.5, VU: 28.0;
FT%: UCA: 58.8, VU: 76.2; Officials: J.B. Caldwell, Mike Nance, Billy Dunlap; Attendance: 12,126.

Game 5 • Nov. 29, 2008

Drake 57
vs. Vanderbilt..... 72
Cancun, Mexico (Moon Palace)

The Vanderbilt Commodores claimed an impressive, 72-57, win over the Drake Bulldogs at the Moon Palace Resort in Cancun, Mexico.

Freshman guard Brad Tinsley led an array of Vanderbilt scorers in double figures with a career-high 19 points on 7-of-14 shooting, 5-of-8 from three-point range. Another freshman, Jeffery Taylor, added 15 points, while junior Jermaine Beal chipped in 14 points, and sophomore center A.J. Ogilvy notched 13 points, all in the second half.

"Brad's a very good offensive player, and we knew with their zone, he had a chance to have a good night because he can really shoot it," said Vanderbilt head coach Kevin Stallings. "It was a good performance out of our guys tonight. I thought we played real hard, intelligently, and we took care of the ball when they tried to press us in the second half. I was pleased with how we played, Brad Tinsley in particular."

The Commodores, who trailed early by two points early in the contest, never trailed after that and held a comfortable margin the rest of the way. Vanderbilt led by as many as 23 in the second half, and had many players who had not seen considerable playing time in their careers step up and contribute significant minutes in the game.

Redshirt freshman guard Charles Hinkle played a career-high 31 minutes and scored five points, but his presence on the defensive end of the floor and steadiness on the offensive end was a bright spot for the Commodores, who are competing with only eight scholarship players with the absence of Festus Ezeli, Lance Goulbourne, Andre Walker, and Steve Tchiengang this weekend. George Drake and Joe Duffy also played well off the bench in a total team effort by Vanderbilt on Saturday night.

Drake												
Name	fg-a	3-a	ft-a	o-d-t	pf	tp	a	to	b	s	m	
Heemskerck, f	4-6	0-1	0-0	1-4-5	3	8	1	0	2	1	29	
Cox, f	4-10	4-6	0-0	0-7-7	4	12	0	2	0	0	21	
Templeton, c	2-6	1-3	0-0	2-1-3	2	5	0	1	0	1	19	
Stanley, g	1-2	0-0	1-2	0-0-0	1	3	3	4	0	0	31	
Young, g	1-9	1-6	7-7	1-1-2	1	10	3	4	0	1	35	
White	0-0	0-0	0-0	0-0-0	1	0	0	0	0	0	4	
Baryenbruch	0-0	0-0	0-0	0-0-0	1	0	1	0	0	0	10	
Eaddy	1-2	1-2	3-4	1-3-4	3	6	0	0	0	0	24	
Parker	3-8	0-2	6-8	0-0-0	0	12	2	2	0	1	22	
Hall	0-0	0-0	1-2	0-1-1	1	1	0	1	0	0	5	
Team				1-1-2							2	
Totals	16-43	7-20	18-23	6-18-24	17	57	10	16	2	0	4200	

Vanderbilt												
Name	fg-a	3-a	ft-a	o-d-t	pf	tp	a	to	b	s	m	
McClellan, f	1-1	0-0	0-1	0-0-0	4	2	4	3	1	1	22	
Taylor, f	4-10	1-3	6-7	2-2-4	5	15	1	1	0	1	22	
Ogilvy, c	5-8	0-0	3-3	0-3-3	4	13	0	1	1	0	18	
Beal, g	4-8	3-5	3-4	1-5-6	2	14	5	1	0	2	37	
Tinsley, g	7-14	5-8	0-0	0-3-3	2	19	5	3	0	1	36	
Hinkle	1-4	1-4	2-2	0-3-3	1	5	1	2	1	1	31	
Drake	0-2	0-2	0-0	0-3-3	2	0	2	2	0	0	18	
Duffy	2-5	0-0	0-0	3-2-5	4	4	0	0	0	1	16	
Team				1-0-1								
Totals	24-52	10-22	14-17	7-21-28	24	72	18	13	3	0	7200	

Score by Periods	1st	2nd	Total
Drake	26	31	57
Vanderbilt	37	35	72

FG%: DU: 37.2, VU: 46.2; 3FG%: DU: 35.0, VU: 45.5;
FT%: DU: 78.3, VU: 82.4; Officials: Terry Murphy, Joe Townsend, Gary Pucino; Attendance: 275.

Game 6 • Nov. 30, 2008

Vanderbilt..... 71
vs. VCU 66
Cancun, Mexico (Moon Palace)

Vanderbilt sophomore A.J. Ogilvy scored 25 points to lead four Commodore players in double figures in route to a 71-66 win over VCU in the finals of the Cancun Challenge at the Moon Palace Resort in Cancun, Mexico. Ogilvy was named the tournament's MVP, and junior guard Jermaine Beal was named to the Cancun Challenge All-Tournament team.

Sunday's win marked the second consecutive Thanksgiving tournament title for the Commodores. Vanderbilt captured the South Padre Island Invitational in 2007 with wins over Utah State and Bradley.

The Commodores led for most of the contest, but VCU made the game interesting in the second half behind their frenzied defense and clutch shooting Ram guard Eric Maynor, who ended the game with 31 points, 23 of those in the second half. Vanderbilt, who saw its lead balloon to as many as 18 early in the second half, struggled with the quickness of the VCU guards in the period, and had its lead cut to one, 48-47, with 11:11 to play in the game. VU responded and pushed its lead back up to seven, but once again VCU came back, this time cutting the deficit to two points with 1:19 to play in regulation.

Free throw shooting, a strong point for the Commodores in the tournament, came through again in the waning moments, as Beal knocked down two shots and sophomore forward Darshawn McClellan made one-of-two with 30 seconds remaining to give VU the winning margin of 71-66. On the night, Vanderbilt was 26-for-30 from the charity stripe (86.7%).

Vanderbilt												
Name	fg-a	3-a	ft-a	o-d-t	pf	tp	a	to	b	s	m	
McClellan, f	1-5	0-0	1-2	3-4-7	0	3	3	3	0	2	29	
Taylor, f	2-10	0-2	6-6	2-5-7	3	10	2	2	0	1	25	
Ogilvy, c	11-16	2-2	1-2	2-5-7	4	25	1	5	0	1	30	
Beal, g	2-5	2-3	8-8	0-4-4	2	14	6	2	0	0	36	
Tinsley, g	3-4	3-4	4-6	0-4-4	2	13	3	5	1	2	37	
Hinkle	0-1	0-1	4-4	0-1-1	3	4	0	0	0	0	23	
Drake	0-3	0-1	2-2	0-1-1	1	2	1	4	1	1	16	
Duffy	0-0	0-0	0-0	0-0-0	2	0	0	2	0	0	4	
Team				2-1-3								
Totals	19-44	7-13	26-30	9-25-34	17	71	16	23	2	0	7200	

VCU												
Name	fg-a	3-a	ft-a	o-d-t	pf	tp	a	to	b	s	m	
Sanders, f	4-9	0-0	2-4	4-4-8	4	10	1	1	5	1	31	
Pishchalnikov, f	6-6	0-0	2-2	1-3-4	4	4	2	0	2	1	22	
Maynor, g	12-19	3-8	4-7	1-2-3	2	31	3	3	0	5	38	
Rodriguez, g	2-10	1-5	2-2	0-1-1	4	7	3	3	0	5	31	
Burgess, g	2-3	1-2	0-1	0-1-1	3	5	1	5	0	1	35	
Saintil	0-1	0-0	0-0	0-1-1	0	0	0	0	0	0	3	
Rozzell	3-8	1-5	0-0	0-0-0	0	7	1	1	0	1	18	
Kearse	0-2	0-2	0-0	0-1-1	2	0	1	1	0	0	6	
Gwynn	0-0	0-0	0-0	1-1-2	2	0	0	0	0	0	9	
Nixon	1-1	0-0	0-0	0-0-0	1	2	0	1	0	0	7	
Team				1-3-4							1	
Totals	25-59	6-22	10-16	8-17-25	22	66	12	16	7	0	14200	

Score by Periods	1st	2nd	Total
Vanderbilt	36	35	71
VCU	23	43	66

FG%: VU: 43.2, VCU: 42.4; 3FG%: VU: 53.8, VCU: 27.3;
FT%: VU: 86.7, VCU: 62.5; Officials: Lamar Simpson, Gary Pucino, Mark Maslona; Attendance: 312.

2008-09 RECAPS



COMMODORES®

Game 7 • Dec. 3, 2008

UIC 74
at Vanderbilt..... 55
Nashville, Tenn. (Memorial Gym)

Josh Mayo made eight 3-pointers and scored 30 points as Illinois-Chicago defeated Vanderbilt 74-55.

"Mayo can shoot the ball," said UIC coach Jimmy Collins. "Everybody talks about the guys who are shooting from the main conferences and they just overlook Josh Mayo. Everybody saw in this building that he's a tremendous player as well as a tremendous shooter."

Mayo's big night from beyond the arc was the most 3-pointers ever by a visiting player at Memorial Gymnasium, and one short of the Flames' (4-2) single-game record. The Horizon League's preseason player of the year made two 3-pointers in an 11-0 first-half run that broke an 18-18 tie and put the Flames ahead to stay. Mayo was 5-for-5 on 3-point shots in the second half.

"We were severely outplayed, outfought, and out-hustled tonight," said Vanderbilt head coach Kevin Stallings. "It was a very disappointing and embarrassing performance."

"It was a combination of our lack of shooting and their great defense," added Vanderbilt center A.J. Ogilvy, who tied with Jeffery Taylor for a team-high 14 points on the night. "We didn't have the defensive effort required to keep their score to a minimum. We just didn't play well enough to win. That's what it comes down to."

Robo Kreps added 23 points, including three 3-pointers, as the Flames won their third straight game.

Overall, the Flames made 12 of 19 (63.2 percent) 3-point attempts. Vanderbilt (5-2) was 4-for-24 (16.7 percent) from beyond the arc.

UIC												
Name	fg-a	3-a	ft-a	o-d-t	pf	tp	a	to	b	s	m	
Eppinger, f	0-4	0-0	0-0	4-1-5	1	0	1	0	2	0	23	
Vandermeer, c	3-10	0-0	0-0	2-9-11	3	6	2	1	4	1	34	
Mayo, g	11-20	8-10	0-0	0-1-1	1	30	4	2	0	2	35	
Kreps, g	10-15	3-5	0-1	0-7-7	1	23	2	1	0	0	34	
Stewart, g	1-5	0-2	2-2	0-1-1	3	4	7	3	0	2	21	
Harris	3-5	1-1	0-0	2-3-5	0	7	1	0	0	0	18	
Ignjatovic	0-0	0-0	0-0	0-2-2	1	0	0	0	1	0	6	
Buttlet	1-1	0-0	0-0	2-1-3	1	2	2	0	0	2	10	
Boyd	1-7	0-1	0-0	1-0-1	3	2	0	2	0	1	19	
Team				3-0-3							2	
Totals	30-67	12-19	2-3	11-28-39	14	74	19	11	7	8200		

Vanderbilt												
Name	fg-a	3-a	ft-a	o-d-t	pf	tp	a	to	b	s	m	
McClellan, f	0-0	0-0	0-0	0-1-1	2	0	0	2	0	0	10	
Taylor, f	6-10	1-3	1-1	4-3-7	1	14	3	1	1	1	28	
Ogilvy, c	5-13	1-2	3-5	2-4-6	3	14	1	5	4	1	29	
Beal, g	1-4	1-1	4-4	0-2-2	0	7	0	3	0	1	23	
Tinsley, g	4-14	1-9	2-2	1-5-6	2	11	4	2	0	0	35	
Hinkle	1-7	0-5	0-0	1-3-4	1	2	1	1	0	1	21	
Ezeli	1-3	0-0	1-3	0-0-0	1	3	0	1	1	1	10	
Tchiengang	1-4	0-2	0-0	1-3-4	2	2	0	0	1	1	19	
Drake	1-4	0-2	0-0	1-4-5	1	2	3	1	0	0	25	
Team				2-1-3								
Totals	20-59	4-24	11-15	12-26-38	13	55	12	16	7	6200		

Score by Periods	1st	2nd	Total
UIC	33	41	74
Vanderbilt	24	31	55

FG%: UIC: 44.8, VU: 33.9; 3FG%: UIC: 63.2, VU: 16.7;
FT%: UIC: 66.7, VU: 73.3; Officials: Ted Valentine, Tom Eades, Tim Clougherty; Attendance: 13,214.

Game 8 • Dec. 6, 2008

Vanderbilt..... 51
vs. Georgia Tech 63
Atlanta, Ga. (Alexander Memorial Coliseum)

Freshman Iman Shumpert scored a career-high 18 points and Alade Aminu added 16 points, 12 in the second half and Georgia Tech went on to a 63-51 win over Vanderbilt.

Georgia Tech (5-1), after winning its first four games, lost 85-83 to Penn State in the ACC-Big Ten Challenge on Wednesday night.

Gani Lawal, who had a career-high 34 points in the loss to Penn State, scored only eight on Saturday to go along with 12 rebounds. He had only three points at the half on 1-of-3 shooting and made only 1-of-5 free throws but had seven rebounds.

Vanderbilt (5-3), which was coming off a 74-55 loss to Illinois-Chicago on Wednesday night, was led by A.J. Ogilvy with 15 points. Jeffery Taylor added 11.

The Yellow Jackets trailed 44-43 with 7:58 left before going on a 13-3 run for a 56-47 lead with 1:45 left on a basket by Nick Foreman. Aminu, who shot 8 of 11 from the field, also had 11 rebounds.

Georgia Tech built its largest lead at 63-49 with 30 seconds left on a dunk by Zachery Peacock, who had 10 points.

The Yellow Jackets led 28-25 at halftime as both teams shot poorly from the field. Tech finished with 21 of 62 from the field (34 percent), and Vanderbilt shot 16 of 50 from the field (32 percent).

Shumpert led Georgia Tech with 14 points at halftime. Brad Tinsley had eight for Vanderbilt and did not score in the second half.

Shumpert suffered an apparent back injury with 13:06 remaining in the second half, but after heading to the dressing room for treatment, was back in the game two minutes later.

Vanderbilt												
Name	fg-a	3-a	ft-a	o-d-t	pf	tp	a	to	b	s	m	
McClellan, f	0-0	0-0	0-0	0-1-1	2	0	0	2	0	0	10	
Taylor, f	6-10	1-3	1-1	4-3-7	1	14	3	1	1	1	28	
Ogilvy, c	5-13	1-2	3-5	2-4-6	3	14	1	5	4	1	29	
Beal, g	1-4	1-1	4-4	0-2-2	0	7	0	3	0	1	23	
Tinsley, g	4-14	1-9	2-2	1-5-6	2	11	4	2	0	0	35	
Hinkle	1-7	0-5	0-0	1-3-4	1	2	1	1	0	1	21	
Ezeli	1-3	0-0	1-3	0-0-0	1	3	0	1	1	1	10	
Tchiengang	1-4	0-2	0-0	1-3-4	2	2	0	0	1	1	19	
Drake	1-4	0-2	0-0	1-4-5	1	2	3	1	0	0	25	
Team				2-1-3								
Totals	20-59	4-24	11-15	12-26-38	13	55	12	16	7	6200		

Georgia Tech												
Name	fg-a	3-a	ft-a	o-d-t	pf	tp	a	to	b	s	m	
Lawal, f	3-10	0-0	2-7	7-5-12	4	8	1	5	1	0	27	
Peacock, f	4-11	0-2	2-2	5-3-8	2	10	1	3	1	2	31	
Aminu, c	8-13	0-0	0-1	6-5-11	3	16	4	2	4	4	34	
Shumpert, g	3-10	1-3	11-14	1-2-3	1	18	6	2	0	0	36	
Miller, g	2-10	0-0	4-4	2-3-5	0	8	3	0	0	1	33	
Foreman	1-5	0-1	1-3	2-3-5	2	3	0	0	0	2	22	
Storrs	0-0	0-0	0-0	0-1-1	2	0	0	1	0	1	8	
Sheehan	0-3	0-0	0-0	0-0-0	3	0	0	1	1	0	9	
Team				3-0-3							1	
Totals	21-62	1-6	20-31	23-25-48	17	63	15	15	7	10200		

Score by Periods	1st	2nd	Total
Vanderbilt	25	26	51
Georgia Tech	28	35	63

FG%: VU: 32.0, GT: 33.9; 3FG%: VU: 12.5, VU: 16.7;
FT%: VU: 63.0, VU: 64.5; Officials: Mike Eades, Roger Ayers, Gary Maxwell; Attendance: 7,219.

Game 9 • Dec. 10, 2008

Alabama A&M..... 55
vs. Vanderbilt..... 78
Nashville, Tenn. (Memorial Gym)

Freshman Jeffery Taylor scored 18 points as Vanderbilt snapped a two-game losing streak with a 78-55 victory over Alabama A&M.

"It was critical for us at this point in the season," Kevin Stallings, VU head coach, noted about the win. "We've already got ourselves behind the eight ball and it was an important game for us. I thought our guys approached it as an important game."

Taylor was 8 of 9 from the field and scored six straight points – which included a pair of dunks – in the second half as the Commodores (6-3) stretched their lead to 65-44 with 6:11 left. Taylor scored in double figures for the eighth time in nine games.

"I think we came out and played defense and I think that's what created buckets for us," said Taylor. "A lot of shots went in."

A.J. Ogilvy had 17 points and eight rebounds, and Jermaine Beal added 14 points, five assists, five rebounds and three steals for Vanderbilt, which scored the first seven points and never trailed.

Alabama A&M (1-4) was within two, 23-21, after Trant Simpson's 3-pointer with 6:11 to go in the first half. Simpson was 7 of 18 from the field for 18 points. Casey Cantey added 10 points and eight rebounds for the Bulldogs.

Alabama A&M												
Name	fg-a	3-a	ft-a	o-d-t	pf	tp	a	to	b	s	m	
Belt, f	3-5	0-0	2-2	2-0-2	3	8	0	0	0	0	16	
Smith, f	1-1	0-0	0-0	1-2-3	5	2	1	0	0	0	15	
Cantey, g	3-12	1-4	3-4	4-4-8	3	10	1	2	0	2	36	
Simpson, g	7-18	2-4	2-2	1-0-1	1	18	1	4	0	1	36	
Hester, g	3-16	2-9	0-0	1-2-3	1	8	1	2	0	0	32	
DeShields	0-0	0-0	0-0	0-1-1	2	0	1	3	0	0	4	
Jackson	0-3	0-2	0-0	0-1-1	0	0	0	1	0	1	7	
Hamilton	1-3	0-1	0-0	0-1-1	0	2	0	0	0	0	12	
Porter	0-0	0-0	0-0	0-0-0	0	0	0	0	0	0	2	
Inman	0-2	0-0	1-2	2-2-4	1	1	1	1	0	1	23	
Burrell	2-2	0-0	2-2	2-1-3	5	6	0	1	0	2	17	
Team				1-2-3							1	
Totals	20-62	5-20	10-12	14-16-30	21	55	6	15	0	7200		

Vanderbilt												
Name	fg-a	3-a	ft-a	o-d-t	pf	tp	a	to	b	s	m	
Tchiengang, f	1-5	0-2	0-0	1-3-4	0	2	0	2	1	0	22	
Taylor, f	8-9	0-1	2-3	1-3-4	2	18	1	1	1	0	26	
Ogilvy, c	4-7	0-0	9-12	2-6-8	2	17	0	3	1	0	25	
Beal, g	4-5	1-1	5-6	0-5-5	0	14	5	2	0	3	28	
Tinsley, g	2-5	2-5	0-0	0-1-1	1	6	4	0	0	1	26	
Hinkle	1-3	1-3	0-0	0-1-1	2	3	0	1	0	2	13	
Ezeli	3-3	0-0	2-2	1-1-2	1	8	0	1	0	0	14	
Meriweather	0-0	0-0	0-0	0-0-0	1	0	0	1	0	0	2	
Noll	0-0	0-0	0-0	0-1-1	0	0	0	0	0	0	1	
Cole	0-0	0-0	1-2	0-1-1	0	1	0	0	0	0	7	
McClellan	0-0	0-0	0-0	0-0-0	1	0	4	1	1	0	12	
Drake	2-5	1-2	2-4	1-3-4	0	7	2	4	0	3	22	
Duffy	1-2	0-0	0-0	0-0-0	0	2	0	0	0	0	2	
Team				3-0-3								
Totals	26-44	5-14	21-29	6-28-34	10	78	16	16	4	9200		

Score by Periods	1st	2nd	Total
Alabama A&M	26	29	55
Vanderbilt	41	37	78

FG%: AAM: 32.3, VU: 59.1; 3FG%: AAM: 25.0, VU: 35.7;
FT%: AAM: 83.3, VU: 72.4; Officials: Doug Shows, Jamie Luckie, Brian Shey; Attendance: 12,662.



2008-09 RECAPS

Game 10 • Dec. 16, 2008

South Florida 52
at Vanderbilt..... 71
Nashville, Tenn. (Sommet Center)

Jermaine Beal scored 20 points, and Vanderbilt opened the Southeastern Conference/Big East Invitational by beating South Florida 71-52 Tuesday night to hand Commodores coach Kevin Stallings his 300th career victory.

"I thought our guys played really hard and I liked the effort we put forth on the backboards," said Stallings. "I thought we rebounded well, limited them to one shot and did a good job in our half-court defense. A big key for us was not allowing them to get the ball and get transition baskets."

A.J. Ogilvy added 20 points and 13 rebounds, and Jeffery Taylor finished with nine as Vanderbilt (7-3) won its second straight. The Commodores grabbed the lead for good on a George Drake layup at 9-7 with 13:05 left in the first half and led 28-22 at halftime.

"The (game) was a lot of the young guys' first time playing on national TV," added Beal. "I think after we started out well, we came down and played more comfortably and more relaxed."

South Florida (3-5) lost its fourth straight game in the first of a four-game road trip.

Mobolaji Ajayi fouled out for South Florida with 14:13 left when he was called for his fourth foul, then slammed the ball to the court for a technical.

Dominique Jones led the Bulls with 19 points off the bench. Augustus Gilchrist added 12 and Mike Mercer had 10.

USF												
Name	fg-a	3-a	ft-a	o-d-t	pf	tp	a	to	b	s	m	
Williams, f	1-2	0-0	0-2	0-4-4	5	2	0	3	1	0	19	
Ajayi, f	1-3	0-0	0-0	0-2-2	5	2	0	2	0	1	12	
Mercer, g	4-12	1-3	1-2	1-1-2	2	10	2	2	0	2	33	
Howard, g	0-2	0-0	0-0	0-2-2	2	0	2	2	0	0	23	
Verdejo, g	3-9	0-4	0-0	1-1-2	1	6	3	3	0	1	29	
Espinosa	0-0	0-0	0-0	1-0-1	0	0	0	1	0	1	14	
Belardo	0-0	0-0	0-0	0-1-1	0	0	0	0	0	0	0+	
Daniels	0-0	0-0	1-2	0-0-0	0	1	1	0	0	1	1	
Leemow	0-0	0-0	0-0	0-0-0	0	0	0	0	0	1	1	
Rivas	0-0	0-0	0-0	0-0-0	4	0	0	1	0	0	7	
Jones	4-11	2-4	9-12	3-4-7	2	19	2	2	0	1	33	
Gilchrist	5-14	1-6	1-3	2-6-8	2	12	0	2	0	1	28	
Team				1-2-3							1	
Totals	18-53	4-17	12-21	9-23-32	23	52	10	19	1	9	2000	

Vanderbilt												
Name	fg-a	3-a	ft-a	o-d-t	pf	tp	a	to	b	s	m	
Tchiengang, f	1-1	0-0	0-0	1-0-1	4	2	0	1	0	0	16	
Ogilvy, c	6-8	0-0	8-13	3-10-13	2	20	1	5	0	3	30	
Beal, g	7-12	3-6	3-3	0-5-5	0	20	2	1	1	3	35	
Tinsley, g	0-3	0-1	2-3	0-0-0	1	2	3	0	0	0	30	
Taylor, g	3-6	1-1	2-4	1-6-7	3	9	2	4	0	1	22	
Hinkle	0-3	0-1	1-2	1-1-2	1	1	0	1	0	1	7	
Ezeli	1-4	0-0	2-2	0-3-3	1	4	1	2	1	0	11	
Goulbourne	0-0	0-0	0-0	0-1-1	0	0	0	2	0	0	7	
Cole	0-0	0-0	0-0	0-0-0	0	0	0	0	0	0	1	
McClellan	3-7	2-3	1-2	2-3-5	4	9	1	2	0	1	21	
Drake	2-7	0-1	0-0	1-0-1	2	4	1	2	0	1	19	
Duffy	0-1	0-0	0-0	0-1-1	0	0	0	1	0	0	1	
Team				1-0-1								
Totals	23-52	6-13	19-29	10-30-40	18	71	11	21	2	10	2000	

Score by Periods	1st	2nd	Total
USF	22	30	52
Vanderbilt	28	43	71

FG%: USF: 34.0, VU: 44.2; 3FG%: USF: 23.5, VU: 46.2;
FT%: USF: 57.1, VU: 65.5; Officials: Mike Kitts, Doug Simons, Mike Stuart;
Attendance: 9,484.

Game 11 • Dec. 20, 2008

Tennessee Tech..... 63
vs. Vanderbilt..... 83
Nashville, Tenn. (Memorial Gym)

A.J. Ogilvy had 20 points, six rebounds and three assists as Vanderbilt defeated Tennessee Tech 83-63.

Ogilvy made six of 10 field goals and shot 8 for 8 from the free throw line, as he reached 20 points for the second straight game.

"For the most part, I thought we took the right three point shots," Kevin Stallings, VU head coach, said. "We got the ball inside to A.J. [Ogilvy] and he did a good job with it."

Jeffery Taylor had 14 points and seven rebounds for the Commodores (8-3), and freshman Lance Goulbourne added seven points and seven rebounds in 15 minutes off the bench.

"Lance [Goulbourne's] seven rebounds are significant," Stallings added. "For a guy to come in for 15 minutes and get seven rebounds is a good night's work. As he continues to condition, he'll continue to play well and play better."

Frank Davis made four 3-pointers and led Tennessee Tech (6-4) with 19 points. His 3-pointer with 14:27 to play in the first half gave the Golden Eagles their last lead, 9-8.

Daniel Northern added 14 points and grabbed 18 rebounds. He got Tech within three, 28-25, with a jump-shot with 5:10 remaining in the first half, but Vanderbilt responded with a 12-4 run.

Tennessee Tech												
Name	fg-a	3-a	ft-a	o-d-t	pf	tp	a	to	b	s	m	
Northern, f	5-14	0-0	4-8	11-7-18	4	14	1	2	2	4	32	
Inameti, f	2-3	0-0	0-1	0-0-0	4	4	1	0	0	0	20	
Barnes, g	3-7	1-2	0-2	1-3-4	1	7	3	3	0	3	30	
Davis, g	7-14	4-8	1-1	1-1-2	0	19	0	0	0	0	24	
Bailey, g	2-7	0-2	0-1	0-1-1	3	4	2	1	0	1	24	
Muhammad	0-3	0-1	2-2	2-2-4	4	2	0	3	0	0	13	
Walker	0-0	0-0	0-0	0-0-0	0	0	0	0	0	0	1	
Hunley	0-0	0-0	0-2	0-0-0	0	0	0	0	0	1	1	
Davis	1-6	0-1	0-0	2-2-4	0	2	0	0	1	0	17	
Lindsay	2-8	0-2	2-2	0-0-1	6	3	2	0	3	15		
Jones	1-2	0-0	0-0	1-0-1	0	2	0	0	0	0	6	
Bryant	0-0	0-0	0-0	0-0-0	1	0	0	0	0	0	1	
Murphy	0-5	0-2	3-6	0-1-1	4	3	0	2	0	0	16	
Team				2-3-5								
Totals	23-69	5-18	12-25	20-20-40	22	63	10	13	3	12	2000	

Vanderbilt												
Name	fg-a	3-a	ft-a	o-d-t	pf	tp	a	to	b	s	m	
Tchiengang, f	1-3	0-1	0-0	2-4-6	3	2	2	2	0	0	16	
Taylor, f	6-13	0-1	2-4	4-3-7	1	14	1	1	0	1	22	
Ogilvy, c	6-10	0-1	8-8	2-4-6	2	20	3	1	0	2	25	
Beal, g	3-8	3-4	0-0	0-4-4	2	9	3	1	0	0	33	
Tinsley, g	4-7	3-5	4-4	0-1-1	2	15	4	4	0	0	30	
Hinkle	0-0	0-0	0-0	0-1-1	0	0	0	0	0	0	2	
Ezeli	0-0	0-0	1-2	0-1-1	3	1	0	3	0	0	8	
Goulbourne	3-5	0-1	1-1	1-6-7	0	7	0	0	1	0	15	
Cole	0-0	0-0	0-0	0-0-0	1	0	0	0	0	0	1	
McClellan	1-2	1-1	0-0	1-2-3	2	3	2	3	0	1	22	
Drake	4-9	1-3	3-5	0-4-4	3	12	1	1	0	1	18	
Duffy	0-0	0-0	0-0	1-2-3	0	0	0	1	0	0	8	
Team				1-2-3								
Totals	28-57	8-17	19-24	12-34-46	19	83	16	17	1	5	2000	

Score by Periods	1st	2nd	Total
Tennessee Tech	29	34	63
Vanderbilt	40	43	83

FG%: TTU: 33.3, VU: 49.1; 3FG%: TTU: 27.8, VU: 47.1;
FT%: TTU: 48.0, VU: 79.2; Officials: Tony Greene, Anthony Jordan, Earnie Pheal; Attendance: 12,700.

Game 12 • Dec. 22, 2008

Furman 49
at Vanderbilt..... 68
Nashville, Tenn. (Memorial Gym)

A.J. Ogilvy scored 22 points and had eight rebounds in Vanderbilt's 68-49 win over Furman.

Ogilvy, who scored six points in a 17-4 second-half run to break open the game, was 6-for-8 from the field and 10-for-13 from the foul line.

"I think tonight was a combination of looking inside and passing well," noted Ogilvy. "I can't make a good shot and draw fouls in the paint if I don't have a good pass, and there were a lot of great assists tonight. We just made their defense move around."

It was Ogilvy's third straight game with at least 20 points, the longest such streak of his career.

Jermaine Beal added 15 points, and Jeffery Taylor had eight points and five rebounds for the Commodores (9-3).

"Obviously, he's improved dramatically as a shooter," Kevin Stallings, VU head coach, remarked about Beal. "He had 15 points on six shots. That's a good return on shots."

"A.J. got 22 points on eight shots, but he got to the foul line a lot. Those two have been steady for us."

Vanderbilt committed a season-low six turnovers and outrebounded Furman 37-30. The Paladins (1-8) committed just eight turnovers.

Furman trailed 32-23 at halftime, but got only as close as eight over the final 20 minutes. Jordan Miller led the Paladins with 11 points.

Furman												
Name	fg-a	3-a	ft-a	o-d-t	pf	tp	a	to	b	s	m	
Noite, f	2-3	2-3	0-0	1-2-3	0	6	1	1	1	1	20	
Sebirumbi, f	1-2	0-0	0-2	0-1-1	5	2	0	0	0	0	15	
Toler, f	0-0	0-0	1-2	1-5-6	4	1	0	1	1	0	19	
Dehm, g	4-12	0-6	0-0	0-2-2	0	8	4	3	0	1	28	
Miller, g	4-15	1-5	2-2	1-1-2	1	11	1	1	1	0	35	
Duval	1-2	0-0	0-0	1-1-2	1	2	0	0	0	0	13	
States	2-6	2-3	0-0	0-2-2	3	6	0	0	1	0	20	
Anderson	1-5	1-2	0-0	0-3-3	3	3	3	1	0	0	17	
Barnes	1-1	0-0	4-6	0-3-3	1	6	0	0	1	0	14	
Opacic	2-5	0-0	0-1	1-1-2	3	4	0	1	1	0	19	
Team				3-1-4								
Totals	18-51	6-19	7-13	8-22-30	21	49	9	8	5	3	2000	

Vanderbilt												
Name	fg-a	3-a	ft-a	o-d-t	pf	tp	a	to	b	s	m	
Tchiengang, f	0-3	0-1	0-1	1-0-1	2	0	1	1	1	0	17	
Taylor, f	3-9	0-2	2-5	2-3-5	0	8	1	0	0	2	18	
Ogilvy, c	6-8	0-0	10-13	1-7-8	3	22	2	2	2	1	28	
Beal, g	5-6	3-4	2-2	0-5-5	1	15	0	0	0	0	28	
Tinsley, g	1-5	0-3	2-2	0-1-1	1	4	5	1	0	1	28	
Hinkle	1-3	1-3	0-0	0-2-2	1	3	1	0	0	0	11	
Ezeli	2-3	0-0	1-1	0-1-1	1	5	0	0	0	0	4	
Goulbourne	2-5	0-0	0-0	0-4-4	0	4	0	0	1	0	13	
Cole	0-											

2008-09 RECAPS



COMMODORES®

Game 13 • Dec. 31, 2008

Saint Francis	55
at Vanderbilt.....	84
Nashville, Tenn. (Memorial Gym)	

The Commodores won their fifth straight game with an 84-55 win over Saint Francis at Memorial Gym, behind a 17-point performance from junior guard Jermaine Beal.

Beal made 7-of-10 shots from the floor and made three 3-pointers in the game, his fourth consecutive three 3-point affair.

The 'Dores never trailed in the game and scored their highest point total of the 2008-09 season en route to the 29-point victory. Vanderbilt shot 55.6 percent from the field, its second highest percentage of the season, and limited Saint Francis to only 37.7 percent from the floor, the 11th VU opponent to fail to crack the 40 percent barrier.

Vanderbilt also only committed 10 turnovers in the game, its second straight contest with 10 or fewer turnovers. Rebounding was also a strength. The 'Dores outrebounded the Red Flash 37-21. VU's record when outrebounding its opponents moved to 10-0 with the victory Wednesday.

Beal led the way for Vanderbilt with 17 points, while Brad Tinsley added 15 points, Jeffery Taylor scored 13, and Lance Goulbourne added 10. The Commodores were without the services of sophomore big man A.J. Ogilvy, who missed the game with a foot injury. Goulbourne led all players with eight rebounds on the day.

Saint Francis was led by Grant Suprenant, who scored 11 points, and Cale Nelson, who added 10.

Saint Francis												
Name	fg-a	3-a	ft-a	o-d-t	pf	tp	a	to	b	s	m	
Jukic, f	4-10	1-1	0-0	0-5-5	4	9	2	2	0	0	30	
Hoffman, f	2-4	0-0	3-5	2-0-2	4	7	1	0	0	1	29	
Ford, g	0-6	0-3	3-4	0-4-4	1	3	0	4	0	2	24	
Nelson, g	4-9	2-6	0-0	0-3-3	1	10	5	0	0	1	33	
Jackson, g	2-5	0-0	0-0	1-0-1	3	4	2	2	1	1	21	
McFarland	0-1	0-0	0-0	0-0-0	0	0	1	0	0	0	8	
Orandi	2-6	1-3	1-2	0-1-1	1	6	1	0	0	0	19	
Suprenant	4-7	3-5	0-0	0-0-0	2	11	1	3	0	0	16	
Profeta	2-5	1-4	0-0	2-1-3	4	5	2	1	0	1	20	
Team				1-1-2							1	
Totals	20-53	8-22	7-11	6-15-21	20	55	15	13	1		6200	

Vanderbilt												
Name	fg-a	3-a	ft-a	o-d-t	pf	tp	a	to	b	s	m	
McClellan, f	2-6	0-2	1-2	0-5-5	1	5	0	0	0	0	21	
Taylor, f	5-9	0-2	3-5	3-2-5	1	13	1	2	1	1	20	
Ezeli, c	2-4	0-0	2-2	2-3-5	1	6	0	1	2	0	16	
Beal, g	7-10	3-6	0-1	0-1-1	1	17	3	0	0	4	25	
Tinsley, g	5-9	3-6	2-2	0-2-2	1	15	1	2	0	0	25	
Hinkle	2-2	0-0	3-3	0-0-0	1	7	1	0	0	0	8	
Goulbourne	3-4	0-1	4-4	3-5-8	0	10	0	0	0	0	18	
Meriweather	0-0	0-0	0-0	0-0-0	0	0	0	0	0	0	2	
Noll	1-1	0-0	0-1	0-0-0	0	2	0	0	0	0	2	
Cole	1-1	0-0	0-0	0-0-0	0	2	0	1	0	0	4	
Tchiengang	1-3	1-2	0-0	2-4-6	4	3	0	2	0	0	19	
Drake	1-3	0-2	1-2	1-2-3	0	3	3	0	0	0	18	
Duffy	0-2	0-0	1-2	0-2-2	3	1	2	2	0	0	22	
Team												
Totals	30-54	7-21	17-24	11-26-37	13	84	11	10	3		5200	

Score by Periods	1st	2nd	Total
Saint Francis	30	25	55
Vanderbilt	32	36	68

FG%: SFU: 37.7, VU: 55.6; 3FG%: SFU: 36.4, VU: 33.3;
FT%: SFU: 63.6, VU: 70.8; Officials: Bert Smith, Eugene Crawford, Everett Summers; Attendance: 12,496.

Game 14 • Jan. 3, 2009

Vanderbilt.....	78
at Massachusetts	48
Amherst, Mass. (Mullins Center)	

A.J. Ogilvy had 14 points and eight rebounds as Vanderbilt blew things open in the second half and coasted to a 78-48 win over Massachusetts.

"He is a great kid," said Kevin Stallings, VU head coach. "He will get frustrated every once and a while, but when our team is having success, he is not worried about his stats."

"Throughout his career, he has been a second half player."

Lance Goulbourne added 10 points and eight rebounds, Jermaine Beal had 10 points and six assists, while Darshawn McClellan bagged 10 points to help Vanderbilt (11-3) to its sixth straight win.

The Commodores never trailed in the game, but were forced to cling to a 28-23 lead at halftime.

The tide started turning early in the second half when Vanderbilt strung together three straight 3-point hoops to push the Commodores' lead to 41-27 with 15:54 to play.

"I thought the zone was effective in the second half," added Stallings, "and I thought our man was good in the first half. We were pleased with how we played defensively."

The Commodores later were in front by as many as 34 points (72-38).

Chris Lowe had 14 points and three assists for Massachusetts (5-8). Ricky Harris added 12 points for the Minutemen, who were outrebounded, 48-28.

Vanderbilt												
Name	fg-a	3-a	ft-a	o-d-t	pf	tp	a	to	b	s	m	
McClellan, f	4-7	2-3	0-0	1-4-5	2	10	3	0	1	0	26	
Taylor, f	3-7	0-1	1-3	2-3-5	2	7	1	1	0	1	20	
Ogilvy, c	5-12	0-2	4-4	1-7-8	2	14	1	1	0	0	22	
Beal, g	3-6	0-2	4-4	2-4-6	1	10	6	1	1	1	30	
Tinsley, g	3-6	3-4	0-0	0-3-3	2	9	3	2	1	3	23	
Hinkle	0-0	0-0	0-0	0-0-0	0	0	1	0	0	0	4	
Ezeli	0-2	0-0	0-0	1-1-2	2	0	0	1	3	0	15	
Goulbourne	3-8	0-1	4-4	2-6-8	1	10	0	3	1	2	20	
Meriweather	1-1	0-0	0-0	0-0-0	0	2	0	0	0	0	3	
Noll	0-0	0-0	0-0	0-0-0	0	0	0	0	0	0	1	
Cole	0-0	0-0	0-0	0-0-0	0	0	0	1	0	0	3	
Tchiengang	3-5	2-3	1-2	0-4-4	3	9	1	0	0	0	13	
Drake	2-5	1-4	0-0	0-1-1	1	5	2	2	0	0	17	
Duffy	1-2	0-0	0-0	0-0-0	0	2	1	0	0	0	3	
Team				4-2-6								
Totals	28-61	8-20	14-17	13-35-48	16	78	19	12	7		7200	

Massachusetts												
Name	fg-a	3-a	ft-a	o-d-t	pf	tp	a	to	b	s	m	
Gurley, f	1-8	1-6	0-0	0-1-1	4	3	1	1	0	0	31	
Gaffney, f	1-10	0-1	2-5	1-6-7	1	4	1	1	3	3	33	
Bonner, c	0-2	0-2	0-0	0-1-1	1	0	0	0	1	0	18	
Harris, g	3-11	0-4	6-7	0-1-1	1	12	1	1	0	1	30	
Lowe, g	5-12	1-3	3-4	1-1-2	0	14	3	4	0	1	29	
Gibbs	3-4	2-3	0-0	0-3-3	0	8	0	1	0	0	22	
Correia	0-2	0-2	0-0	0-0-0	0	2	2	0	1	8		
Wilcher	1-1	0-0	0-0	0-1-1	0	2	0	0	1	0	5	
Lynch	2-4	0-0	1-2	3-2-5	4	5	0	1	1	0	15	
Glass	0-2	0-2	0-0	1-1-2	0	0	0	0	1	0	9	
Team				3-2-5								
Totals	16-56	4-23	12-18	9-19-28	11	48	8	11	7		6	

Score by Periods	1st	2nd	Total
Vanderbilt	28	50	78
Massachusetts	23	25	48

FG%: VU: 45.9, UMass: 28.6; 3FG%: VU: 40.0, UMass: 17.4;
FT%: VU: 82.4, UMass: 66.7; Officials: Eugene Crawford, Michael Eades, Tracy Woodson; Attendance: 5,698.

Game 15 • Jan. 10, 2009

Vanderbilt.....	60
at Kentucky.....	70
Lexington, Ky. (Rupp Arena)	

Jodie Meeks scored 21 points and Kentucky's defense suffocated Vanderbilt in a 70-60 victory in the Southeastern Conference opener for both schools.

"We had about a 10-minute stretch there in the second half where we let the game get away from us," Kevin Stallings, VU head coach, said. "We took some bad shots and had some turnovers and that turned into transition baskets for them."

"I thought, all in all, our guys fought hard. I was proud of the fight we had in us and I thought we played as hard as I could have hoped for."

Ramon Harris added 12 points and seven rebounds while making all five of his shots and the Wildcats (12-4, 1-0) held the Commodores (11-4, 0-1) to just 31.6 percent shooting (18 of 57) in snapping Vanderbilt's six-game winning streak.

Jermaine Beal led Vanderbilt with 18 points and Jeffery Taylor had 15 points and 11 rebounds, but the Commodores struggled without leading scorer A.J. Ogilvy. The sophomore dressed but watched the entire game from the bench after aggravating a heel injury on Friday.

"We knew he wasn't going to be able to go this morning," remarked Stallings. "He hurt his foot yesterday in the first 15 minutes of practice. We hoped it would get better in time for the game, but obviously it didn't."

The Wildcats took control during a 21-4 run early in the second half. The Commodores got as close as six in the final minute, but Kentucky made its free throws to avoid a late-game collapse.

Vanderbilt												
Name	fg-a	3-a	ft-a	o-d-t	pf	tp	a	to	b	s	m	
McClellan, f	2-10	1-5	0-0	2-5-7	3	5	1	1	0	0	23	
Ezeli, c	0-0	0-0	2-4	2-2-4	2	2	0	2	0	0	24	
Beal, g	5-11	1-4	7-7	0-1-1	4	18	3	1	0	1	36	
Tinsley, g	4-15	3-10	0-0	0-1-1	1	11	0	3	1	0	30	
Taylor, g	4-11	1-2	6-6	5-6-11	1	15	2	3	1	4	30	
Goulbourne	1-3	0-1	0-0	1-0-1	0	2	0	1	0	0	9	
Graham	0-0	0-0	0-0	0-0-0	0	0	0	1	0	0	1	
Tchiengang	2-4	1-2	0-0	1-3-4	2	5	1	1	0	0	21	
Drake	0-2	0-1	2-2	1-1-2	3	2	1	1	0	0	14	
Duffy	0-1	0-0	0-0	0-1-1	1	0	1	1	0	0	12	
Team				2-1-3								
Totals	18-57	7-25	17-19	14-21-35	17	60	9	15	2		5200	

Kentucky												
Name	fg-a	3-a	ft-a	o-d-t	pf	tp	a	to	b	s	m	
Porter, g	2-5	0-1	4-4	0-1-1	1	8	2	2	0	1	24	
Stevenson, f	5-6	0-0	0-0	1-1-2	2	10	2	1	3	1	34	
Harris, g	5-5	2-2	0-1	2-5-7	3	12	3	3	0	0	29	
Meeks, g	5-16	3-9	8-8	2-5-7	1	21	3	1	0	1	37	
Patterson, c	5-8	0-0	1-2	0-1-1	4	11	1	1	3	0	27	
Miller	0-4	0-2	2-2	0-6-6	0	2	0	1	0	0	14	
Stewart	0-1	0-0	0-0	1-0-1	1	0	0	1	1	0	10	
Liggins	0-5	0-3	1-2	0-5-5	1	1	2	1	0	2	16	
Harrellson	2-5	1-2	0-0	2-0-2	1	5	0	1	0	0	9	
Team				2-0-2								
Totals	24-55	6-19	16-19	10-24-34	14	70	13	12	7		5200	

2008-09 RECAPS

Game 16 • Jan. 14, 2009

Georgia..... 40
at Vanderbilt..... 50
Nashville, Tenn. (Memorial Gym)

A.J. Ogilvy scored 18 points and Vanderbilt beat Georgia 50-40 on Wednesday night in the lowest scoring game for both teams this season.

The preseason All-SEC player had missed two of the past three games for Vanderbilt with a bone bruise in his right heel, including the Commodores' SEC opener last weekend in Kentucky. But Ogilvy started, played 29 minutes and helped Vanderbilt (12-4, 1-1) win for the seventh time in eight games as they opened league play at home.

Georgia (9-8, 0-2) lost its fourth straight overall. The Bulldogs had leads in each of the previous three games, blowing big leads in the second half of two of those including last weekend's loss to Tennessee. This time, they led only briefly in the opening minutes.

Terrance Woodbury scored 10 points for the Bulldogs. Vanderbilt now has won four straight in this series.

Georgia												
Name	fg-a	3-a	ft-a	o-d-t	pf	tp	a	to	b	s	m	
Thompkins, f	3-15	0-4	0-0	1-3-4	3	6	1	3	1	1	29	
Jackson, f	3-4	0-0	0-0	2-3-5	4	6	1	1	0	1	19	
Swansey, g	0-3	0-1	0-0	1-1-2	0	0	3	3	0	0	19	
Butler, g	1-3	1-2	0-2	2-1-3	2	3	1	1	0	1	28	
Woodbury, g	4-12	2-6	0-0	1-2-3	2	10	0	2	0	2	29	
Ware	1-4	1-2	0-0	0-2-2	1	3	1	2	0	0	21	
Barnes	2-4	0-0	0-0	3-0-3	4	4	1	1	1	2	13	
McPhee	0-2	0-2	0-0	0-1-1	0	0	0	0	0	0	5	
Leslie	2-4	0-0	0-0	0-4-4	0	4	0	2	1	1	18	
Price	2-3	0-0	0-0	1-2-3	1	4	1	4	1	0	19	
Team				3-6-9							1	
Totals	18-54	4-17	0-2	14-25-39	17	40	9	20	4	8	200	

Vanderbilt												
Name	fg-a	3-a	ft-a	o-d-t	pf	tp	a	to	b	s	m	
McClellan, f	1-5	0-2	0-0	1-2-3	0	2	1	3	1	0	20	
Taylor, f	3-5	0-1	0-0	0-3-3	0	6	0	4	1	1	26	
Ogilvy, c	6-9	0-0	6-9	1-3-4	2	18	0	1	2	4	29	
Beal, g	4-10	1-4	0-0	0-5-5	0	9	2	0	1	1	34	
Tinsley, g	1-6	0-4	2-2	0-3-3	0	4	4	1	0	0	27	
Ezeli	0-1	0-0	0-0	0-1-1	0	0	0	0	1	0	11	
Goulbourne	3-5	1-1	0-0	1-0-1	1	7	0	1	0	1	16	
Tchiengang	1-5	0-3	0-0	1-2-3	4	2	3	1	0	0	20	
Drake	1-3	0-1	0-0	1-4-5	1	2	1	1	1	3	17	
Team				0-0-0								
Totals	20-49	2-16	8-11	5-23-28	8	50	11	12	7	10	200	

Score by Periods	1st	2nd	Total
Georgia	18	22	40
Vanderbilt	26	24	50

FG%: UGA: 33.3, VU: 40.8; 3FG%: UGA: 23.5, VU: 12.5;
FT%: UGA: 0.0, VU: 72.7; Officials: Joe Lindsay, Bob Donato, Doug Simons; Attendance: 13,972.

Game 17 • Jan. 17, 2009

Vanderbilt..... 66
at Mississippi State..... 73
Starkville, Miss. (Humphrey Coliseum)

Ravarn Johnson scored 18 points to lead Mississippi State to a 73-66 victory over Vanderbilt on Saturday night.

The Bulldogs (13-5, 3-0 Southeastern Conference) led 32-27 at the half and took control of the game with a 14-3 run early in the second half.

Vanderbilt (12-5, 1-2) pulled within six with 1:50 remaining, but never pulled closer.

Mississippi State shot 48 percent from the field and hit nine of its first 12 shots to open the second half.

The Commodores committed 17 turnovers, resulting into 19 points for Mississippi State.

Johnson was 6 of 12 from the field, including four 3-pointers.

Dee Bost added 16 points and six assists for the Bulldogs. Phil Turner chipped in 14 points.

Jeffery Taylor paced the Commodores with 18 points. Jermaine Beal and A.J. Ogilvy added 14 points each and Brad Tinsley had 10.

Vanderbilt												
Name	fg-a	3-a	ft-a	o-d-t	pf	tp	a	to	b	s	m	
McClellan, f	1-3	0-1	0-0	1-3-4	1	2	1	0	0	0	21	
Taylor, f	8-14	2-3	0-1	3-1-4	4	18	4	2	0	1	35	
Ogilvy, c	6-9	0-0	2-3	0-6-6	4	14	1	4	2	1	26	
Beal, g	5-12	1-5	3-4	0-3-3	4	14	1	3	0	2	30	
Tinsley, g	5-8	2-3	0-0	1-2-3	1	12	2	4	0	0	33	
Hinkle	0-0	0-0	0-0	0-0-0	0	0	1	0	0	0	2	
Ezeli	1-2	0-0	0-0	1-3-4	1	2	0	2	1	0	13	
Goulbourne	1-6	0-3	0-0	1-5-6	1	2	0	1	0	1	18	
Graham	0-1	0-1	0-0	0-0-0	0	0	0	0	0	0	1	
Tchiengang	1-5	0-1	0-0	2-1-3	1	2	0	0	0	0	9	
Drake	0-2	0-1	0-0	1-0-1	3	0	0	1	0	1	12	
Team				3-0-3								
Totals	28-62	5-18	5-8	13-24-37	20	66	10	17	3	6	200	

Mississippi State												
Name	fg-a	3-a	ft-a	o-d-t	pf	tp	a	to	b	s	m	
Varnado, c	4-5	0-0	0-0	1-5-6	4	8	0	3	3	2	25	
Johnson, g	6-12	4-6	2-2	0-5-5	3	18	1	0	0	0	37	
Bost, g	4-8	0-3	8-9	2-3-5	1	16	6	1	0	2	35	
Stewart, g	3-9	1-5	0-1	0-2-2	0	7	3	2	0	0	36	
Turner, g	4-7	2-3	4-4	0-3-3	2	14	3	1	0	4	27	
Beckham	0-1	0-0	0-0	0-3-3	0	0	1	2	1	0	5	
Osby	1-3	0-0	0-0	1-1-2	0	2	0	1	1	1	13	
Benock	0-1	0-1	1-2	1-0-1	0	1	0	1	0	0	7	
Johnson	0-0	0-0	1-2	0-0-0	0	1	0	0	0	0	5	
Bailey	2-4	0-0	2-2	0-0-0	1	6	0	1	1	1	10	
Team				1-0-1								
Totals	24-50	7-18	18-22	5-23-28	11	73	14	12	6	10	200	

Score by Periods	1st	2nd	Total
Vanderbilt	27	39	66
Mississippi State	32	41	73

FG%: VU: 45.2, MSU: 48.0; 3FG%: VU: 27.8, MSU: 38.9;
FT%: VU: 62.5, MSU: 81.8; Officials: Tony Greene, Anthony Jordan, Pat Adams; Attendance: 9,268.

Game 18 • Jan. 17, 2009

Tennessee 76
at Vanderbilt..... 63
Nashville, Tenn. (Memorial Gym)

Wayne Chism scored 16 of his 20 points in the first half, and Tennessee beat Vanderbilt 76-63 on Tuesday night.

"I thought Chism really got them going," Kevin Stallings, VU head coach, said. "He played well, not just with those (early) threes. He also played well thereafter."

Tyler Smith scored 18 points, J.P. Prince had 16 and Scotty Hopson added 11 as Tennessee won its second straight and third in four games.

Vanderbilt (12-6, 1-3) lost its second straight and for the third time in four games. The Commodores came in tied for the nation's stingiest field goal percentage defense, but struggled to find the basket themselves. They went about eight minutes between field goals in the first half and missed 22 of 27 shots.

"It just seemed like there was a lid on that basket in the first half," noted Stallings. "We dug ourselves a hole and every time we needed to make something happen in the second half, we seemed like we'd miss a shot or a free throw."

George Drake came off the bench and led VU with 16 points. Brad Tinsley added 10. Vanderbilt's three leading scorers -- A.J. Ogilvy, Jermaine Beal and Jeffery Taylor -- were a combined 3 of 20.

Tennessee												
Name	fg-a	3-a	ft-a	o-d-t	pf	tp	a	to	b	s	m	
Smith, f	5-11	0-2	8-9	2-5-7	3	18	5	2	0	1	30	
Williams, c	1-3	0-0	0-0	2-3-5	2	2	0	2	0	0	22	
Maze, g	1-4	0-2	2-2	0-2-2	0	4	3	2	0	0	24	
Prince, g	6-8	0-0	4-4	1-4-5	3	16	4	0	1	0	30	
Hopson, g	4-10	1-3	2-3	1-1-2	1	11	1	0	0	1	29	
Woodridge	0-0	0-0	0-0	0-0-0	0	0	0	0	0	0	4	
Chism	8-11	2-3	2-5	1-6-7	5	20	0	2	2	0	26	
Negedu	0-1	0-0	0-0	0-0-0	2	0	0	0	0	0	3	
Tatum	1-4	1-3	0-0	0-1-1	4	3	0	2	0	0	16	
Tabb	1-2	0-0	0-0	1-1-2	1	2	1	0	0	0	16	
Team				1-2-3							2	
Totals	27-54	4-13	18-23	9-25-34	21	76	14	12	3	2	200	

Vanderbilt												
Name	fg-a	3-a	ft-a	o-d-t	pf	tp	a	to	b	s	m	
McClellan, f	0-2	0-2	0-0	0-0-0	1	0	0	2	0	0	16	
Taylor, f	1-7	1-2	3-4	3-4-7	5	6	0	3	1	1	22	
Ogilvy, c	1-6	0-0	5-8	2-2-4	2	7	1	1	2	0	29	
Beal, g	1-7	0-5	6-7	1-4-5	2	8	1	2	0	0	34	
Tinsley, g	3-10	2-8	2-2	0-2-2	0	10	2	0	0	1	30	
Hinkle	1-1	1-1	0-0	1-1-2	0	3	0	0	0	0	7	
Ezeli	1-1	0-0	0-0	1-3-4	0	2	0	2	1	0	13	
Goulbourne	1-4	0-1	0-0	2-1-3	4	2	1	1	0	1	11	
Graham	0-0	0-0	0-0	0-0-0	0	0	1	0	0	0	1	
Tchiengang	3-5	2-2	1-2	1-1-2	5	9	1	1	0	0	16	
Drake	8-15	0-2	0-0	3-3-6	3	16	1	1	0	2	21	
Team				2-2-4								
Totals	20-58	6-23	17-23	16-23-39	22	63	8	13	4	5	200	

Score by Periods	1st	2nd	Total
Tennessee	28	48	76
Vanderbilt	20	43	63

FG%: UT: 50.0, VU: 34.5; 3FG%: UT: 30.8, VU: 26.2;
FT%: UT: 78.3, VU: 73.9; Officials: Tom Eades, Joe Lindsay, Doug Simons; Attendance: 14,057.

2008-09 RECAPS



Game 19 • Jan. 25, 2009

Florida..... 94
at Vanderbilt..... 69
Nashville, Tenn. (Memorial Gym)

Chandler Parsons scored 27 points for visiting Florida to lead the Gators to a 94-69 win over Vanderbilt at Memorial Gym. Parsons hit seven 3-pointers, including his first five.

Florida (17-3, 4-1 SEC) won for the 11th time in 12 games with the lone loss coming at South Carolina. The Gators more than bounced back by hitting a season-best 15 3-pointers, with Parsons hitting seven of eight. Vanderbilt (12-7, 1-4) lost its third straight and fourth in five games after failing to hold onto a six-point margin in the opening minutes. The Commodores lost their second straight home game for the first time since 2006.

Erving Walker also scored a career-high 17 points for Florida. Nick Calathes added 15 and Walter Hodge had 10.

George Drake led Vandy with 14 points off the bench. Jermaine Beal had 13 and Jeffery Taylor 10. Preseason All-SEC center A.J. Ogilvy, who has plantar fasciitis in his right foot, finished with four points and played only one minute in the second half.

Parsons hadn't hit more than four 3s in a game, and he topped that by connecting on his first five attempts from beyond the arc. He finished hitting 10 of his 11 shots with his teammates equally hot: Florida shot better from 3-point range (60 percent) than overall (57.4 percent).

Florida												
Name	fg-a	3-a	ft-a	o-d-t	pf	tp	a	to	b	s	m	
Werner, f	3-8	0-2	0-0	1-6-7	1	6	0	3	1	0	28	
Tyus, f	3-7	0-0	3-3	0-3-3	0	9	1	1	0	0	23	
Parsons, f	10-11	7-8	0-0	4-4-8	4	27	4	0	0	1	29	
Hodge, g	4-6	2-4	0-0	0-1-1	1	10	3	1	0	2	32	
Calathes, g	6-11	3-5	0-0	1-3-4	3	15	4	5	0	0	28	
Vargas	0-1	0-0	0-0	0-0-0	0	0	0	1	0	0	2	
Shipman	1-3	0-1	0-0	0-0-0	0	2	0	0	0	1	11	
McClanahan	0-0	0-0	0-0	0-0-0	0	0	0	0	0	0	2	
Walker	5-8	3-5	4-5	0-2-2	1	17	6	1	0	0	26	
Chaney	0-0	0-0	0-0	0-2-2	3	0	1	0	0	0	7	
Kadji	3-6	0-0	2-2	1-1-2	2	8	0	0	1	0	12	
Team				0-3-3								
Totals	35-61	15-25	9-10	7-25-32	15	94	19	12	2	4200		

Vanderbilt												
Name	fg-a	3-a	ft-a	o-d-t	pf	tp	a	to	b	s	m	
Tchiengang, f	3-5	1-2	0-0	1-2-3	4	7	0	2	0	1	18	
Taylor, f	3-11	0-2	4-6	4-5-9	1	10	2	3	0	0	26	
Ogilvy, c	1-5	0-0	2-2	0-2-2	0	4	0	0	0	0	15	
Beal, g	5-9	3-6	0-2	0-1-1	0	13	4	0	0	0	30	
Tinsley, g	2-5	2-4	2-2	0-1-1	2	8	1	1	1	0	30	
Hinkle	1-5	0-3	1-2	1-0-1	0	3	0	0	0	1	9	
Ezeli	3-4	0-0	0-2	2-2-4	2	6	0	4	1	0	19	
Goulbourne	2-3	0-1	0-0	1-5-6	1	4	0	1	1	0	16	
McClellan	0-1	0-0	0-0	0-0-0	1	0	0	0	0	0	5	
Graham	0-1	0-1	0-0	0-0-0	1	0	0	0	0	0	6	
Drake	6-10	0-3	2-2	1-0-1	0	14	1	0	0	1	23	
Duffy	0-1	0-0	0-0	1-0-1	0	0	0	0	0	0	3	
Team				0-2-2							2	
Totals	26-60	6-22	11-18	11-20-31	12	69	8	13	3	3200		

Score by Periods	1st	2nd	Total
Florida	56	38	94
Vanderbilt	37	32	69

FG% UF: 57.4, VU: 43.3; 3FG% UF: 60.0, VU: 27.3;
FT% UF: 90.0, VU: 61.1; Officials: Tony Greene, Mike Stuart, Mike Kitts;
Attendance: 13,993.

Game 20 • Jan. 28, 2009

Vanderbilt..... 76
at South Carolina..... 86
Columbia, S.C. (Colonial Life Arena)

Devan Downey scored 12 of his 18 points in the second half to help push South Carolina past Vanderbilt, 86-76, Wednesday night at the Colonial Life Center.

"(Devan) Downey was obviously sensational in the second half and that's why he's such a good player," said Vanderbilt head coach Kevin Stallings. "He's capable of taking over games. He took this game over in the second half."

The Commodores (12-8, 1-5) trailed 42-30 but rallied to take the lead with a 19-6 run to start the second half. The Gamecocks (15-4, 4-2 SEC) answered back with an 11-0 run and never trailed again to pick up its third consecutive SEC win.

"I thought our kids played hard and really fought hard," added Stallings. "At times, we played really well, just not well enough to win a 40-minute basketball game."

Jeffery Taylor led the Commodores with a career-high 23 points and seven rebounds while George Drake had a personal best 18 points with five rebounds. Brad Tinsley added 15 points and Jermaine Beal finished with 13.

Vanderbilt												
Name	fg-a	3-a	ft-a	o-d-t	pf	tp	a	to	b	s	m	
Tchiengang, f	1-3	0-1	0-1	0-3-3	4	2	0	3	1	0	26	
Taylor, f	7-10	0-0	9-14	4-3-7	5	23	2	3	0	0	27	
Ezeli, c	1-2	0-0	0-0	0-0-0	5	2	0	3	0	0	9	
Beal, g	5-10	0-2	3-6	1-3-4	4	13	3	3	0	1	39	
Drake, g	7-10	0-0	4-4	2-3-5	3	18	1	0	0	2	24	
Tinsley	5-12	3-7	2-2	2-0-2	4	15	1	3	0	0	24	
Ogilvy	0-3	0-1	3-4	3-8-11	5	3	0	3	0	0	21	
Goulbourne	0-3	0-1	0-0	0-1-1	2	0	0	1	1	0	10	
McClellan	0-3	0-1	0-0	2-3-5	1	0	0	2	1	0	18	
Graham	0-0	0-0	0-0	0-0-0	0	0	0	0	0	0	1	
Duffy	0-0	0-0	0-0	0-0-0	1	0	0	0	0	0	1	
Team				2-1-3							1	
Totals	26-56	3-13	21-31	16-25-41	34	76	7	22	3	3200		

South Carolina												
Name	fg-a	3-a	ft-a	o-d-t	pf	tp	a	to	b	s	m	
Archie, f	4-7	3-4	6-8	1-3-4	2	17	0	2	2	0	32	
Holmes, f	3-6	0-0	3-7	3-4-7	3	9	0	0	0	0	26	
Muldrow, c	3-4	0-0	2-6	3-4-7	4	8	0	1	2	0	20	
Downey, g	6-14	0-5	6-6	0-1-1	1	18	4	3	0	3	31	
Fredrick, g	2-12	2-5	5-8	0-0-0	3	11	2	1	0	0	32	
Raley-Ross	2-4	2-3	6-8	0-1-1	2	12	2	0	1	2	20	
Wilder	0-0	0-0	1-2	0-0-0	1	1	0	0	0	0	3	
Steed	2-2	0-0	1-2	2-5-7	4	5	0	2	0	3	18	
Baniulis	1-4	1-4	2-2	0-0-0	2	5	0	1	0	1	17	
Carter	0-0	0-0	0-0	0-0-0	0	0	0	0	0	0	1	
Team				1-1-2								
Totals	23-53	8-21	32-49	10-19-29	22	86	8	10	5	9200		

Score by Periods	1st	2nd	Total
Vanderbilt	30	46	76
South Carolina	42	44	86

FG% VU: 46.4, SC: 43.4; 3FG% VU: 23.1, SC: 38.1;
FT% VU: 67.7, SC: 65.3; Officials: Tony Greene, Antonio Petty, Mark Whitehead; Attendance: 12,766.

Game 21 • Jan. 31, 2009

Vanderbilt..... 82
at Auburn..... 75
Auburn, Ala. (Beard-Eaves Coliseum)

Jermaine Beal scored 21 points, hitting seven 3-pointers, to help Vanderbilt snap a four-game losing streak to beat Auburn 82-75.

"It was just one of those games where I made a couple of shots and I just kept shooting it," Beal said. "It felt good, so it went down and I just kept shooting it."

The Commodores (13-8, 2-5 Southeastern Conference) shot 60.9 percent from the field (28 of 46) and 58.8 percent from the 3-point line (10 of 17).

A.J. Ogilvy and Jeffery Taylor each scored 14 points for Vanderbilt, while Brad Tinsley added 13. Taylor had nine rebounds and five assists.

"Vanderbilt was very sharp offensively this game," Jeff Lebo, Auburn head coach, remarked. "They made shots; they came in struggling to shoot the ball. Ogilvy had been unhealthy and sick, so he was obviously better and that was a big factor in the game."

Lucas Hargrove hit a 3-pointer to tie the score at 70-70 with 3:15 left in the second half for the Tigers (13-8, 2-4). Beal answered with back-to-back 3-pointers to put the Commodores ahead 76-70 with 1:51 remaining.

"I feel like our team came out, played hard and played together," noted Beal.

Hargrove, who finished with 11 points for Auburn, hit another 3 to cut the lead to two points with 1:09 left, but the Tigers would pull no closer.

Rasheem Barrett led Auburn with 29 points.

Vanderbilt												
Name	fg-a	3-a	ft-a	o-d-t	pf	tp	a	to	b	s	m	
Ogilvy, c	5-9	0-0	4-5	1-5-6	3	14	5	5	0	1	29	
Beal, g	7-10	7-8	0-0	0-3-3	0	21	2	1	0	1	37	
Tinsley, g	3-7	3-6	4-8	0-3-3	0	13	4	2	0	2	35	
Drake, g	4-6	0-1	0-0	0-2-2	5	8	2	4	0	1	29	
Taylor, g	6-7	0-0	2-4	2-7-9	2	14	5	1	0	1	34	
Ezeli	2-3	0-0	3-6	1-1-2	4	7	0	0	0	0	11	
Goulbourne	0-2	0-1	0-0	0-0-0	0	0	0	0	0	0	6	
McClellan	1-1	0-0	3-8	1-3-4	4	5	1	0	0	1	11	
Tchiengang	0-1	0-1	0-0	1-1-2	1	0	0	1	0	1	8	
Team				3-1-4								
Totals	28-46	10-17	16-31	9-26-35	19	82	19	14	0	9200		

Auburn												
Name	fg-a	3-a	ft-a	o-d-t	pf	tp	a	to	b	s	m	
Barber, f	5-7	0-0	2-5	3-5-8	4	12	0	2	3	1	30	
Hargrove, f	4-7	3-4	0-0	0-6-6	3	11	3	2	0	0	28	
Barrett, g	10-17	5-10	4-4	0-0-0	2	29	1	1	0	0	33	
Robertson, g	2-6	0-3	1-6	1-1-2	1	5	7	1	0	3	37	
Waller, g	3-10	2-7	0-0	0-0-0	4	8	2	2	0	1	33	
Reed	0-1	0-1	0-0	0-0-0	0	0	2	1	0	0	3	
Sullivan	3-7	2-3	0-0	0-1-1	3	8	3	1	0	0	17	
Knox	0-0	0-0	0-0	1-1-2	4	0	0	0	0	1	5	
Letz	1-1	0-0	0-0	0-3-3	1	2	1	0	0	0	14	
Team				0-0-0								
Totals	28-56	12-28	7-15	5-17-22	22	75	19	10	3	6200		

Score by Periods	1st	2nd	Total
Vanderbilt	41	41	82
Auburn	36	39	75

FG% VU: 60.9, AU: 50.0; 3FG% VU: 58.8, AU: 42.9;
FT% VU: 51.6, AU: 46.7; Officials: Rick Crawford, Lee Cassell, Bruce Benedict; Attendance: 6,896.



2008-09 RECAPS

Game 22 • Feb. 5, 2009

Alabama 74
at Vanderbilt..... 79
Nashville, Tenn. (Memorial Gym)

Jermaine Beal and A.J. Ogilvy scored 20 points each to lead Vanderbilt to a 79-74 Southeastern Conference win over Alabama.

The Crimson Tide (13-9, 3-5), who led 43-36 at half-time, took a 49-45 lead on an Alonzo Gee basket with 16:37 to play. Vanderbilt (14-8, 3-5) then went on a 17-2 run to take a 62-51 lead with 9:12 left on a 3-pointer by Beal.

Beal connected on another 3 with 7 minutes to play, giving the Commodores a 70-59 lead. But Alabama cut the margin to 76-74 on an Andrew Steele 3-pointer with 3:09 remaining. Beal hit two free throws with 17.4 seconds left, and Ogilvy added another with 6.4 seconds remaining to seal the win.

Ogilvy also had 12 rebounds and Jeffery Taylor added 11 points for Vanderbilt.

Anthony Brock scored 15 points and JaMychal Green added 12 points and 10 rebounds for Alabama.

Alabama												
Name	fg-a	3-a	ft-a	o-d-t	pf	tp	a	to	b	s	m	
Green, f	3-7	0-0	6-6	3-7-10	4	12	0	3	3	1	20	
Knox, f	2-5	0-0	1-2	0-4-4	3	5	1	1	0	1	27	
Torrance, g	2-5	0-2	6-6	0-3-3	1	10	3	0	0	0	25	
Gee, g	5-13	1-2	0-1	2-0-2	3	11	1	3	0	0	30	
Hillman, g	3-12	1-3	4-4	0-2-2	2	11	1	2	0	2	27	
Brock	5-7	5-6	0-0	1-0-1	1	15	2	2	0	3	20	
Hollinger	0-2	0-1	0-0	0-0-0	0	0	3	0	0	0	10	
Jemison	3-3	0-0	1-3	3-6-9	2	7	1	1	1	1	17	
Steele	1-1	1-1	0-0	0-1-1	2	3	0	0	0	0	9	
Coleman	0-3	0-0	0-0	1-3-4	4	0	0	0	1	1	15	
Team				2-2-4							3	
Totals	24-58	8-15	18-22	12-28-40	22	74	12	15	5	5	8200	

Vanderbilt												
Name	fg-a	3-a	ft-a	o-d-t	pf	tp	a	to	b	s	m	
Taylor, f	3-4	0-0	5-8	2-0-2	3	11	1	1	0	0	23	
Ezeli, c	1-1	0-0	2-2	0-1-1	3	4	0	1	0	0	10	
Ogilvy, c	7-14	2-2	4-10	2-10-12	3	20	1	4	4	1	31	
Beal, g	7-13	4-8	2-4	0-2-2	1	20	8	2	0	0	40	
Tinsley, g	4-12	2-8	0-0	0-1-1	1	10	6	2	0	0	37	
Hinkle	1-2	1-2	0-0	0-0-0	2	3	0	0	0	0	7	
Goulbourne	2-5	0-2	0-0	3-1-4	1	4	0	0	1	0	13	
McClellan	1-3	0-0	0-0	3-2-5	2	2	2	1	0	0	19	
Tchiengang	2-5	1-4	0-0	0-2-2	4	5	0	0	0	1	20	
Team				0-4-4								
Totals	28-59	10-26	13-24	10-23-33	20	79	18	11	5	5	2200	

Score by Periods	1st	2nd	Total
Alabama	46	31	74
Vanderbilt	36	43	79

FG%: UA: 41.4, VU: 47.5; 3FG%: UA: 53.3, VU: 38.5;
FT%: UA: 81.8, VU: 54.2; Officials: Tony Greene, Karl Hess, Mike Nance;
Attendance: 13,850.

Game 23 • Feb. 7, 2009

Ole Miss 61
at Vanderbilt..... 71
Nashville, Tenn. (Memorial Gym)

A.J. Ogilvy scored 17 points and Vanderbilt beat Mississippi 71-61, winning its third straight game.

Vanderbilt (15-8, 4-5 Southeastern Conference) has dominated the series and never trailed, winning for the 46th time in the past 51 games between both teams. The Commodores improved to 46-5 when playing Ole Miss at Memorial Gym.

The Rebels (13-10, 4-5) came in having won three straight, a streak that included a win over then-No. 24 Kentucky and their largest home SEC victory under coach Andy Kennedy in a 78-59 win over Auburn on Wednesday night. But the Rebels missed their first eight shots, hitting 8-of-33 (24.2) percent in the first half.

Jeffery Taylor had 14 points for Vanderbilt. Brad Tinsley had 12 and Lance Goulbourne added 11 off the bench.

Terrico White led Ole Miss with a career-high 23 points. David Huertas had 19.

Ole Miss												
Name	fg-a	3-a	ft-a	o-d-t	pf	tp	a	to	b	s	m	
Henry, f	2-8	0-1	0-0	1-1-2	0	4	1	1	0	0	25	
White, f	1-4	0-1	0-2	2-3-5	2	2	0	0	1	0	22	
White, T., g	9-17	4-10	1-1	0-3-3	2	23	2	1	1	0	36	
Graham, g	1-9	1-4	1-2	0-3-3	1	4	2	0	0	1	31	
Huertas, g	7-18	4-11	1-2	0-4-4	1	19	2	3	0	2	32	
Bogan	0-0	0-0	0-0	0-2-2	0	0	1	3	0	0	8	
Holloway	2-5	0-0	0-0	3-5-8	2	4	0	1	0	0	21	
Cantiniol	1-2	0-0	1-1	2-0-2	2	3	1	0	0	0	5	
Cranston	1-3	0-1	0-0	2-0-2	2	2	0	0	0	0	20	
Team				2-1-3								
Totals	24-66	9-28	4-8	12-22-34	12	61	9	9	2	3	3200	

Vanderbilt												
Name	fg-a	3-a	ft-a	o-d-t	pf	tp	a	to	b	s	m	
Tchiengang, f	1-3	1-2	2-2	2-5-7	1	5	1	2	0	1	17	
Taylor, f	6-11	0-0	2-4	1-2-3	1	14	1	3	1	1	26	
Ogilvy, c	7-12	0-1	3-4	1-8-9	1	17	1	3	1	1	32	
Beal, g	3-7	2-4	0-0	0-0-0	0	8	6	0	1	1	36	
Tinsley, g	5-8	2-4	0-0	0-5-5	1	12	5	2	0	2	34	
Hinkle	0-0	0-0	0-0	0-1-1	0	0	0	0	0	0	4	
Ezeli	0-1	0-0	0-0	0-0-0	2	0	0	0	0	0	10	
Goulbourne	4-4	2-2	1-2	0-1-1	0	11	0	0	2	0	12	
McClellan	1-2	0-0	0-0	0-4-4	3	2	1	0	0	0	20	
Drake	1-3	0-1	0-0	0-3-3	0	2	0	2	0	0	9	
Team				0-4-4								
Totals	28-51	7-14	8-12	4-33-37	9	71	15	12	5	6	6200	

Score by Periods	1st	2nd	Total
Ole Miss	19	42	61
Vanderbilt	31	40	71

FG%: OM: 36.4, VU: 54.9; 3FG%: OM: 32.1, VU: 50.0;
FT%: OM: 50.0, VU: 66.7; Officials: Ted Valentine, Anthony Jordan, Rick Crawford; Attendance: 14,316.

Game 24 • Feb. 14, 2009

Vanderbilt..... 50
at Tennessee 69
Knoxville, Tenn. (Thompson-Boling Arena)

Tyler Smith scored a career-high 30 points and Tennessee defeated Southeastern Conference East Division rival Vanderbilt 69-50.

"Tyler Smith was great today and we did not have an answer for him," Kevin Stallings, VU head coach, said.

After splitting the series for the past two seasons, the Volunteers grabbed a sweep over the Commodores -- one of their oldest rivals. Tennessee dominated the first game of the season in the series, a 76-63 win in Nashville.

Both Tennessee and Vanderbilt entered the game on hot shooting streaks. The Vols (16-8, 7-3 SEC) shot 50.2 percent from the floor in their previous four games, while the Commodores (15-9, 4-6) were averaging 51.8 percent in their last four.

"I think they did a good job of being physical with A.J. Ogilvy, and a good job defending him," Stallings noted. "We have got to figure out better ways to get him the ball."

After five lead changes and a tie at the beginning of the first half, it was Tennessee that heated up first. Down by a point, the Vols launched a 14-0 run, and an Emmanuel Ngedu dunk gave them a 19-6 lead with 10:34 before halftime.

Vanderbilt												
Name	fg-a	3-a	ft-a	o-d-t	pf	tp	a	to	b	s	m	
Tchiengang, f	2-5	1-4	2-2	2-2-4	4	7	0	1	1	0	25	
Ogilvy, c	3-7	0-2	5-6	2-2-4	2	11	3	0	1	1	27	
Beal, g	1-10	0-2	1-2	1-5-6	1	3	1	5	0	1	31	
Tinsley, g	5-11	1-5	0-0	2-1-3	3	11	4	2	1	0	36	
Taylor, g	2-4	0-0	0-0	1-4-5	2	4	0	5	0	0	20	
Hinkle	1-4	0-2	0-0	0-0-0	1	2	2	2	1	1	10	
Ezeli	3-3	0-0	0-4	3-0-3	4	6	0	3	0	1	14	
Goulbourne	2-4	0-0	0-0	2-4-6	0	4	0	3	1	2	20	
Cole	0-0	0-0	0-0	0-0-0	0	0	0	0	0	0	0+	
McClellan	0-0	0-0	0-0	0-3-3	0	0	0	1	0	1	12	
Drake	0-1	0-1	2-2	0-0-0	0	2	0	0	1	0	4	
Duffy	0-0	0-0	0-0	0-1-1	2	0	0	0	1	0	1	
Team				1-1-2							1	
Totals	19-49	2-16	10-16	14-23-37	19	50	10	23	7	7	7200	

Tennessee												
Name	fg-a	3-a	ft-a	o-d-t	pf	tp	a	to	b	s	m	
Smith, f	10-13	3-4	7-8	1-4-5	1	30	3	4	0	4	36	
Chism, c	3-9	1-3	1-2	3-2-5	4	8	0	1	0	2	27	
Maze, g	0-5	0-2	2-2	0-3-3	0	2	3	1	2	1	24	
Prince, g	3-6	0-0	2-6	4-6-10	4	8	7	3	3	3	34	
Hopson, g	2-8	1-6	0-2	1-0-1	2	5	1	0	0	0	22	
Woolridge	0-0	0-0	0-0	0-0-0	0	0	0	0	0	0	2	
Ngedu	1-1	0-0	0-0	2-0-2	1	2	0	0	0	0	6	
Tatum	1-4	0-3	0-0	0-0-0	1	2	0	1	2	2	18	
Tabb	3-5	1-1	1-2	1-0-1	1	8	1	1	0	2	16	
Williams	2-4	0-1	0-1	1-1-2	3	4	0	0	1	1	15	
Team				1-3-4							1	
Totals	25-55	6-20	13-23	14-19-33	18	69	15	11	8	8	15200	

Score by Periods	1st	2nd	Total
Vanderbilt	18	32	50
Tennessee	26	43	69

FG%: VU: 38.8, UT: 45.5; 3FG%: VU: 12.5, UT: 30.0;
FT%: VU: 62.5, UT: 56.5; Officials: Tom Eades, Anthony Jordan, Mike Kitts;
Attendance: 20,375.

2008-09 RECAPS



COMMODORES®

Game 25 • Feb. 17, 2009

Kentucky..... 64
at Vanderbilt..... 77
Nashville, Tenn. (Memorial Gym)

Jermaine Beal and Lance Goulbourne each scored 17 points as Vanderbilt routed Kentucky 77-64, handing the Wildcats their fourth loss in six games.

"That's more like what I've gotten accustomed to with these guys in terms of their energy and effort," said head coach Kevin Stallings. "I was really pleased, even at halftime. We played with good intensity and emotion."

Kentucky (18-8, 7-4) came in part of a three-way tie atop the Southeastern Conference's Eastern Division with two straight wins. But the Wildcats played a second straight game without sophomore center Patrick Patterson because of a sprained ankle, and his teammates didn't give enough help to Jodie Meeks, the nation's fourth-leading scorer averaging 25.8 points a game.

Meeks scored 26. A.J. Stewart added 11 off the bench before fouling out.

"Meeks is a great player and a great scorer," said junior guard Jermaine Beal. "I think Jeff (Taylor), George (Drake), Charles (Hinkle), just everybody charged with guarding him did a good job defending him. He got 26 points, but it took him 21 shots to do it."

Vanderbilt (16-9, 5-6) has won four of its last five. This series dominated for so long by Kentucky now has swung Vandy's way with six wins in eight games against the Wildcats, including four straight in Memorial Gym.

Kentucky												
Name	fg-a	3-a	ft-a	o-d-t	pf	tp	a	to	b	s	m	
Stevenson, f	1-3	0-0	1-4	0-2-2	2	3	0	2	0	1	23	
Harrellson, c	1-2	0-1	0-0	0-0-0	1	2	0	0	0	0	7	
Harris, g	0-2	0-0	4-4	4-0-4	4	4	0	0	0	0	24	
Porter, g	1-4	0-3	0-0	0-0-0	2	2	1	4	2	1	15	
Meeks, g	6-21	4-11	10-10	2-1-3	2	26	0	1	0	0	40	
Miller	3-7	1-2	0-0	0-1-1	5	7	1	2	0	1	24	
Galloway	4-6	0-0	1-2	2-4-6	4	9	3	3	0	1	30	
Stone	0-0	0-0	0-0	0-0-0	0	0	0	0	0	0	0+	
Stewart	4-4	1-1	2-3	2-1-3	5	11	0	2	1	0	12	
Liggins	0-3	0-1	0-0	0-4-4	3	0	3	1	2	1	25	
Team				1-2-3	1							
Totals	20-52	6-19	18-23	11-15-26	29	64	8	15	5	5200		

Vanderbilt												
Name	fg-a	3-a	ft-a	o-d-t	pf	tp	a	to	b	s	m	
Tchiengang, f	0-2	0-0	1-2	1-2-3	2	1	1	2	2	1	16	
Taylor, f	4-7	0-0	6-9	5-3-8	5	14	2	4	1	0	31	
Ogilvy, c	4-7	0-2	7-9	2-6-8	4	15	1	1	3	2	29	
Beal, g	3-9	1-3	10-10	1-1-2	1	17	3	2	0	3	38	
Tinsley, g	3-7	1-1	2-2	0-3-3	1	9	0	3	0	0	28	
Hinkle	0-0	0-0	0-0	0-0-0	2	0	0	0	0	0	6	
Ezeli	2-2	0-0	0-0	1-1-2	3	4	0	1	0	0	11	
Goulbourne	4-7	3-5	6-8	1-1-2	1	17	0	2	0	0	22	
McClellan	0-0	0-0	0-0	0-3-3	0	0	0	1	0	0	9	
Drake	0-2	0-0	0-0	0-0-0	2	0	0	1	0	0	10	
Team				2-4-6								
Totals	20-43	5-11	32-40	13-24-37	21	77	7	17	6	6200		

Score by Periods	1st	2nd	Total
Kentucky	30	34	64
Vanderbilt	30	43	77

FG% UK: 38.5, VU: 46.5; 3FG% UK: 31.6, VU: 45.5;
FT% UK: 78.3, VU: 80.0; Officials: Tony Greene, Mike Kitts, Ron Groover;
Attendance: 14,366.

Game 26 • Feb. 21, 2009

Vanderbilt..... 68
at Florida..... 82
Gainesville, Fla. (O'Connell Center)

Erving Walker scored 17 points off the bench, Nick Calathes added 14 and Florida beat Vanderbilt 82-68 to remain tied atop the Southeastern Conference Eastern Division.

"We had some missed opportunities in the first half with missed lay-ups," said Kevin Stallings, VU head coach. "Florida got on a role and got its confidence up. We had some breakdowns defensively, we just had a hard time guarding them."

"We did a much better job in the second half. We were attacking in the second half offensively. By that time it's really too late, unless you can put a whole bunch of stops together."

Walter Hodge chipped in 12 points for the Gators, who extended their home-winning streak to 17 and swept the season series against the Commodores.

Florida (21-6, 8-4 SEC) made 15 3-pointers in the first meeting last month and handed Vanderbilt its worst loss of the season, 94-69. This one was another lopsided affair -- mostly because Florida got off to a torrid start.

The Gators, who jumped out to a 19-4 lead, were up 50-25 early in the second and easily held on from there.

A.J. Ogilvy led the Commodores (16-10, 5-7) with 18 points and six rebounds. Brad Tinsley had 12 points.

Vanderbilt												
Name	fg-a	3-a	ft-a	o-d-t	pf	tp	a	to	b	s	m	
Tchiengang, f	1-5	1-2	4-4	0-0-0	3	7	0	1	1	1	12	
Taylor, f	3-10	0-0	0-0	5-2-7	0	6	3	4	0	1	32	
Ogilvy, c	9-13	0-0	0-0	2-4-6	4	18	0	1	1	0	32	
Beal, g	2-9	2-7	1-1	1-2-3	1	7	1	1	0	0	32	
Tinsley, g	4-8	1-5	3-4	0-3-3	1	12	4	2	0	3	36	
Hinkle	1-1	0-0	0-0	0-1-1	0	2	2	0	0	0	6	
Ezeli	0-1	0-0	0-2	1-0-1	1	0	0	0	0	0	7	
Goulbourne	2-6	1-3	1-1	0-0-0	4	6	1	2	0	0	12	
McClellan	0-1	0-0	0-0	0-2-2	0	0	0	0	0	0	4	
Drake	3-6	1-1	3-3	2-1-3	2	10	0	2	0	0	27	
Team				2-3-5								
Totals	25-60	6-18	12-15	13-18-31	16	68	11	13	2	5200		

Florida												
Name	fg-a	3-a	ft-a	o-d-t	pf	tp	a	to	b	s	m	
Werner, f	4-4	3-3	0-0	0-4-4	4	11	2	3	1	1	28	
Parsons, f	3-7	0-2	3-5	1-4-5	3	9	1	0	0	0	32	
Tyus, c	5-6	0-0	0-1	1-2-3	3	10	0	2	2	0	29	
Hodge, g	5-8	2-5	0-0	1-1-2	2	12	2	4	0	1	26	
Calathes, g	4-9	2-3	4-4	0-3-3	2	14	4	4	0	4	36	
Shipman	1-2	0-0	0-0	0-1-1	0	2	0	0	0	1	7	
Walker	5-8	3-6	4-4	0-3-3	1	17	4	1	0	0	26	
Kadji	3-5	0-0	1-1	0-3-3	2	7	0	0	4	0	16	
Team				0-3-3								
Totals	30-49	10-19	12-15	3-24-27	17	82	13	14	7	7200		

Score by Periods	1st	2nd	Total
Vanderbilt	23	45	68
Florida	40	42	82

FG% VU: 41.7, UF: 61.2; 3FG% VU: 33.3, UF: 52.6;
FT% VU: 80.0, UF: 80.0; Officials: Ted Valentine, Pat Adams, Mike Nance;
Attendance: 12,543.

Game 27 • Feb. 25, 2009

Vanderbilt..... 57
at Georgia..... 61
Athens, Ga. (Stegeman Coliseum)

Ricky McPhee scored 14 points, including a 3-pointer that put Georgia ahead to stay with just under 2 1/2 minutes remaining, and the Bulldogs held on for their second Southeastern Conference win, 61-57 over Vanderbilt.

Georgia (11-17, 2-11) led by 10 at halftime and stretched the margin as high as 14 in the second half, only to have Vanderbilt (16-11, 5-8) make a game of it down the stretch.

George Drake leaned into the lane to hit a jumper with 4:26 left, giving the Commodores a 54-53 lead and capping a 23-8 spurt that wiped out the Bulldogs' big advantage. But the comeback seemed to sap Vandy's energy -- the visiting team didn't make another shot other than free throws, finishing 31.4 percent from the field.

McPhee got wide open from outside the arc and swished a 3 with 2:21 left, putting Georgia ahead for good at 56-54.

Vanderbilt												
Name	fg-a	3-a	ft-a	o-d-t	pf	tp	a	to	b	s	m	
Beal, g	3-13	2-7	3-4	0-2-2	2	11	2	1	0	0	37	
Tinsley, g	4-9	3-6	0-0	0-3-3	1	11	3	2	0	0	36	
Ogilvy, c	3-7	1-3	5-9	1-7-8	1	12	1	3	3	2	33	
Tchiengang, f	1-4	0-1	5-5	0-6-6	3	7	0	1	0	1	22	
Taylor, f	1-6	0-1	4-4	4-2-6	3	6	0	2	0	0	15	
Hinkle	0-2	0-2	0-0	0-0-0	0	0	0	0	0	0	3	
Ezeli	0-2	0-0	1-2	1-1-2	1	1	0	0	0	1	7	
Goulbourne	1-2	0-1	1-2	1-0-1	2	3	0	1	0	0	10	
McClellan	2-3	0-0	0-0	1-2-3	2	4	0	1	0	0	12	
Drake	1-3	0-2	0-0	3-3-6	5	2	0	3	0	0	25	
Team				2-4-6								
Totals	16-51	6-23	19-26	13-30-43	20	57	6	14	3	4200		

Georgia												
Name	fg-a	3-a	ft-a	o-d-t	pf	tp	a	to	b	s	m	
Ware, g	3-8	1-3	3-4	0-1-1	2	10	5	1	0	1	38	
Butler, g	2-4	1-2	5-7	0-2-2	4	10	0	4	0	3	33	
Woodbury, f	2-11	0-1	1-2	4-1-5	5	5	3	2	0	1	28	
Thompkins, f	4-13	0-2	1-2	2-6-8	4	9	0	2	0	2	29	
Jackson, c	2-5	0-0	0-0	1-3-4	2	4	1	0	0	0	21	
Barnes	4-5	0-0	1-2	1-2-3	1	9	1	0	1	1	19	
Swansey	0-1	0-1	0-0	0-0-0	0	0	0	0	0	0	2	
McPhee	5-8	3-5	1-3	2-3-5	0	14	1	1	0	2	22	
Price	0-1	0-0	0-0	0-1-1	3	0	0	0	0	0	8	
Team				0-6-6								
Totals	22-56	5-14	12-20	10-25-35	21	61	11	10	1	10200		

Score by Periods	1st	2nd	Total
Vanderbilt	23	34	57
Georgia	34	27	61

FG% VU: 31.4, UGA: 39.3; 3FG% VU: 26.1, UGA: 35.7;
FT% VU: 73.1, UGA: 60.0; Officials: Mike Stuart, Antinio Petty, Jamie Luckie; Attendance: 5,841.



2008-09 RECAPS

Game 28 • Feb. 28, 2009

South Carolina..... 83
at Vanderbilt..... 96
Nashville, Tenn. (Memorial Gym)

A.J. Ogilvy scored a career-high 28 points and Vanderbilt had its best scoring night this season in routing South Carolina 96-83, keeping the Commodores very faint NCAA tournament dreams alive.

The Gamecocks (20-7, 9-5) came in sitting alone atop the SEC East, having won four of their last five. They scored the opening basket, and that was their only lead of the night as they trailed by as much as 25.

"In the first half, I thought we did a good job defensively," Kevin Stallings, VU head coach, said. "In the second half, we were content to score with them."

Vanderbilt (17-11, 6-8) snapped a two-game skid, coming off its worst shooting performance of the season in a loss at Georgia. The Commodores made up for that by hitting 11 of their first 13 against South Carolina.

Jermaine Beal also had a career-high with 27 points for Vanderbilt. Jeffery Taylor added 17 and Brad Tinsley 16.

"I thought we got great play from A.J. Ogilvy and Jermaine Beal," Stallings noted.

Devan Downey led South Carolina with 24 points. Zam Fredrick added 21, Brandis Raley-Ross 15 and Mike Holmes 12.

"I thought our defense on [Devan] Downey was very good," added Stallings. "He had 24 points, but it took him a lot of shots to get there."

South Carolina

Name	fg-a	3-a	ft-a	o-d-t	pf	tp	a	to	b	s	m
Archie, f	3-7	1-4	0-0	2-4-6	4	7	0	2	2	2	35
Muldrov, f	0-0	0-0	0-0	0-1-1	5	0	0	1	0	0	13
Holmes, c	5-9	1-1	1-4	5-2-7	4	12	0	2	0	0	23
Downey, g	9-27	1-10	5-5	0-4-4	3	24	6	2	0	4	37
Fredrick, g	9-19	3-10	0-0	3-0-3	4	21	2	3	0	2	37
Raley-Ross	6-13	3-8	0-0	2-1-3	3	15	1	1	0	0	27
Wilder	0-0	0-0	0-0	0-0-0	0	0	0	0	0	0	0+
Steed	2-3	0-0	0-0	2-1-3	2	4	0	0	1	0	19
Baniulis	0-3	0-2	0-0	0-1-1	0	0	0	1	0	1	9
Team				2-2-4	1						
Totals	34-81	9-35	6-9	16-16-32	26	83	9	12	3	9200	

Vanderbilt

Name	fg-a	3-a	ft-a	o-d-t	pf	tp	a	to	b	s	m
Tchiengang, f	0-0	0-0	0-1	0-1-1	2	0	0	3	0	0	13
Taylor, f	6-7	0-0	5-6	0-3-3	1	17	2	2	0	1	21
Ogilvy, c	12-15	1-2	3-7	1-4-5	2	28	0	5	4	1	30
Beal, g	7-14	5-9	8-9	0-7-7	2	27	3	3	0	0	35
Tinsley, g	3-5	2-4	8-8	0-3-3	2	16	5	4	0	0	30
Hinkle	0-0	0-0	0-0	0-0-0	0	0	0	0	0	0	1
Ezeli	1-2	0-0	0-0	2-2-4	1	2	0	2	0	1	10
Goulbourne	1-2	0-0	0-1	0-1-1	2	2	1	1	1	0	16
Cole	0-0	0-0	0-0	0-0-0	1	0	0	0	0	0	1
McClellan	0-2	0-1	0-0	1-5-6	1	0	3	2	0	0	27
Drake	1-3	0-0	2-3	3-1-4	0	4	0	1	0	1	16
Duffy	0-0	0-0	0-0	0-0-0	0	0	0	0	0	0	0+
Team				1-5-6							
Totals	31-50	8-16	26-35	8-32-40	14	96	14	24	5	4200	

Score by Periods

	1st	2nd	Total
South Carolina	27	56	83
Vanderbilt	47	49	96

FG%: SC: 42.0, VU: 62.0; 3FG%: SC: 25.7, VU: 50.0;

FT%: SC: 66.7, VU: 74.3; Officials: J.B. Caldwell, Doug Simons, Ron Groover; Attendance: 13,963.

Game 29 • March 4, 2009

Vanderbilt..... 75
at LSU 67
Baton Rouge, La. (Pete Maravich Assembly Center)

A.J. Ogilvy is as healthy and confident as he's been all season, and that could spell trouble for the rest of the Southeastern Conference as the postseason nears.

Ogilvy set a career high in scoring for a second straight game, racking up 33 points and grabbing 10 rebounds to help Vanderbilt upset No. 12 LSU 75-67 in the Tigers' home finale.

Ogilvy, a 6-foot-11 sophomore, scored on an array of short jump hooks, putbacks and even driving layups that frustrated an LSU defense anchored by 6-11 center Chris Johnson, one of the best shot-blockers in college basketball. Johnson had four blocks to bring his season total to 84, but Ogilvy never backed down.

When Ogilvy saw multiple defenders, Jermaine Beal gave the Commodores the balance they needed, hitting three 3-pointers and finishing with 17 points. Brad Tinsley had two 3s late in the game, the last giving Vanderbilt (18-11, 7-8 SEC) a 71-66 lead with 38 seconds to go.

Marcus Thornton scored 18 points for the Tigers (25-5, 13-2), the SEC regular season champs who lost for only the second time at home this season in 20 games at the Pete Maravich Assembly Center. Tasmin Mitchell added 16 points for the Tigers and Bo Spencer had 14.

Vanderbilt shot 51 percent against an LSU squad that prides itself on defense and led 50-39 after Beal's 3-pointer with under 13 minutes to go.

While Vanderbilt broke the 50 percent mark shooting (27-of-52) for the game, LSU shot 36.5 percent (21-of-58) on what was supposed to be a celebration of the Tigers' senior class.

Vanderbilt

Name	fg-a	3-a	ft-a	o-d-t	pf	tp	a	to	b	s	m
Tchiengang, f	1-2	0-0	3-4	0-4-4	5	5	0	0	1	0	20
Ogilvy, c	12-17	0-1	9-14	2-8-10	3	33	3	5	2	0	33
Beal, g	7-13	3-7	0-0	1-1-2	3	17	2	2	0	1	38
Tinsley, g	2-7	2-4	2-2	0-3-3	0	8	3	0	0	0	29
Taylor, g	2-6	0-1	1-4	2-4-6	4	5	0	0	0	1	27
Ezeli	2-3	0-0	0-0	0-2-2	1	4	0	1	0	0	8
Goulbourne	1-1	1-1	0-0	0-3-3	2	3	0	0	0	0	13
McClellan	0-2	0-1	0-0	0-1-1	5	0	1	0	0	0	16
Drake	0-1	0-0	0-0	0-2-2	0	0	1	0	0	0	16
Team				1-0-1							
Totals	27-52	6-15	15-24	6-28-34	23	75	10	8	3	2200	

LSU

Name	fg-a	3-a	ft-a	o-d-t	pf	tp	a	to	b	s	m
Thornton, Q, f	0-0	0-0	0-0	1-1-2	5	0	0	1	0	0	10
Johnson, c	2-7	0-0	3-4	5-4-9	2	7	2	1	4	0	27
Thornton, M, g	7-19	1-6	3-6	1-3-4	3	18	3	2	0	2	37
Martin, g	3-5	1-2	0-0	0-3-3	0	7	2	0	0	0	21
Temple, g	2-6	0-3	1-2	0-4-4	4	5	1	0	0	1	24
Mitchell	3-9	0-1	10-12	5-3-8	3	16	2	1	1	0	37
Bass	0-0	0-0	0-0	0-0-0	0	0	0	0	0	0	6
Spencer	4-12	4-9	2-2	0-3-3	1	14	0	2	0	0	31
Warren	0-0	0-0	0-2	0-1-1	0	0	0	0	0	1	6
Farrer	0-0	0-0	0-0	0-0-0	0	0	0	0	0	0	1
Team				1-1-2							
Totals	21-58	6-21	19-28	13-23-36	18	67	10	7	5	4200	

Score by Periods

	1st	2nd	Total
Vanderbilt	37	38	75
LSU	26	41	67

FG%: VU: 51.9, LSU: 36.2; 3FG%: VU: 40.0, LSU: 28.6;

FT%: VU: 62.5, LSU: 67.9; Officials: Tony Greene, Tom Eades, Mike Nance; Attendance: 13,249.

Game 30 • March 8, 2009

Arkansas..... 58
at Vanderbilt..... 75
Nashville, Tenn. (Memorial Gym)

Jeffery Taylor scored 16 points, had 10 rebounds and a career-high six assists to lead Vanderbilt over Arkansas 75-58 in the regular-season finale for both teams.

"I was really proud of our team's effort today," said head coach Kevin Stallings. "I thought we kept fighting and playing hard until finally we made enough of a run where we got the game in our favor."

"I really thought our defense in the second half was really good. To hold them to 23 points in the second half was significant. I'm happy to get back to .500 in the league. To go from 1-5 to 8-8 is quite an accomplishment."

Brad Tinsley had 15 points and Jermaine Beal added 11 for Vanderbilt (19-11, 8-8), which finished the regular season with three straight victories. A.J. Ogilvy scored 12 points and also added 10 rebounds.

Vanderbilt scored the first five points of the game and never trailed. The Commodores led by as many as 10 in the first half and then built their advantage to 58-47 in the second when they held the Razorbacks scoreless for a 6:08 stretch.

Taylor's free throws with 3 minutes to play gave the Commodores their largest lead up to that point at 65-53.

"We were real balanced today," Stallings added. "We've gotten good play from our bench. Lance [Goulbourne], Charles [Hinkle], and all of those guys did well today, highlighted by Festus [Ezeli's] performance. He played really well for us."

Rontei Clarke made five 3-pointers and led Arkansas (14-15, 2-14) with 20 points. Courtney Fortson added 18 points.

Arkansas

Name	fg-a	3-a	ft-a	o-d-t	pf	tp	a	to	b	s	m
Washington, f	2-5	0-0	2-3	4-4-8	5	6	0	4	0	2	19
Sanchez, f	0-2	0-0	3-4	3-4-7	3	3	1	0	0	0	25
Fortson, g	7-27	2-7	2-2	2-3-5	3	18	4	1	0	1	33
Britt, g	1-2	1-1	0-0	0-0-0	1	3	1	0	0	0	14
Clarke, g	5-13	4-7	3-3	0-3-3	2	17	1	1	0	3	34
Henry	1-7	0-2	0-0	1-3-4	0	2	0	1	0	0	22
Moore	0-0	0-0	0-0	0-0-0	1	0	0	0	0	0	10
Welsh	3-9	1-3	0-2	1-0-1	2	7	0	2	0	2	28
Cox	0-0	0-0	0-0	0-0-0	0	0	0	0	0	0	0+
Clark	1-3	0-1	0-0	2-1-3	5	2	0	0	0	0	15
Team				0-0-0							
Totals	20-68	8-21	10-14	13-18-31	22	58	7	9	0	9200	

Vanderbilt

Name	fg-a	3-a	ft-a	o-d-t	pf	tp	a	to	b	s	m
Tchiengang, f	1-1	1-1	0-0	1-2-3	3	3	0	1	2	0	16
Taylor, f	5-11	0-0	6-6	6-4-10	1	16	6	3	0	0	30
Ogilvy, c	5-12	0-0	2-3	4-6-10	4	12	2	3	1	2	23
Beal, g	3-8	1-4	4-5	0-2-2	2	11	3	0	0	0	33
Tinsley, g	3-5	3-4	4-4	0-4-4	2	13	3	4	0	1	33
Hinkle	0-0	0-0	0-0	0-1-1	2	0	0	2	0	0	6
Ezeli	3-4	0-0	4-7	0-4-4	1	10	0	1	3	0	17
Goulbourne	2-3	0-0	2-4	0-4-4	2	6	3	2	1	0	17
Meriweather	0-0	0-0	0-0	0-0-0	0	0	0	0	0	0	1
McClellan	0-3	0-1	0-1	2-3-5	1	0	0	2	1	0	15
Drake	1-2	0-1	0-0	0-2-2	1	2	0	1	0	0	8
Duffy	1-1	0-0	0-0	0-0-0	0	2	0	0	0	0	1
Team				1-3-4							
Totals	24-50	5-11	22-30	14-35-49	19	75	17	19	8	3200	

Score by Periods

	1st	2nd	Total
Arkansas	35	23	58
Vanderbilt	39	36	75

FG%: UA: 29.4, VU: 48.0; 3FG%: UA: 38.1, V

2008-09 RECAPS



Game 31 • March 12, 2009

Vanderbilt..... 75
 vs. Alabama..... 82
 St. Pete Times Forum (Tampa, Fla.)

Alonzo Gee scored 25 points and Alabama went 12-for-12 from the foul line in the final 1:03 to hold off Vanderbilt 82-75 in the opening round of the Southeastern Conference tournament.

Mikhail Torrance made all eight of his free throws and finished with 20 points as the Crimson Tide (18-13) continued a strong late-season surge and advanced to Friday's quarterfinals against SEC East co-champion Tennessee.

Gee bounced back from a poor shooting night in Alabama's 70-67 victory over Tennessee in the regular-season finale to go 9-for-12 from the field and 7-for-8 from the foul line. The Crimson Tide built a 16-point lead, but Brad Tinsley and Jeffery Taylor led a late surge that helped Vanderbilt (19-12) trim its deficit to five in the final minute.

Tinsley led Vanderbilt with 20 points and Taylor had 17 for the Commodores. Leading scorer A.J. Ogilvy was held without a field goal until the final minute and finished with eight points.

Vanderbilt

Name	fg-a	3-a	ft-a	o-d-t	pf	tp	a	to	b	s	m
Tchiengang, f	0-3	0-1	0-0	1-1-2	1	0	0	0	0	0	12
Ogilvy, c	2-7	0-2	4-7	2-6-8	3	8	6	3	2	0	31
Beal, g	2-11	1-8	0-0	0-2-2	4	5	6	2	0	1	32
Tinsley, g	6-14	5-10	3-4	1-2-3	0	20	0	4	0	2	34
Taylor, g	7-11	1-3	2-2	3-3-6	5	17	1	2	0	1	27
Hinkle	1-2	1-1	2-2	0-1-1	4	5	0	1	0	0	5
Ezeli	1-5	0-0	2-2	2-0-2	2	4	0	0	1	0	12
Goulbourne	1-3	0-1	0-0	1-2-3	1	2	1	1	0	0	15
McClellan	0-1	0-0	0-0	2-1-3	0	0	2	1	0	0	13
Drake	6-8	2-4	0-0	0-3-3	1	14	1	0	0	4	19
Team				0-0-0							
Totals	26-65	10-30	13-17	12-21-33	21	75	17	14	3	8	200

Alabama

Name	fg-a	3-a	ft-a	o-d-t	pf	tp	a	to	b	s	m
Green, f	6-10	0-0	1-2	2-8-10	1	13	0	1	2	1	28
Knox, f	1-2	0-0	4-4	2-4-6	3	6	0	1	1	0	15
Torrance, g	6-12	0-1	8-8	0-2-2	2	20	5	5	1	0	32
Gee, g	9-12	0-0	7-8	1-5-6	3	25	1	2	0	0	33
Hillman, g	2-9	0-2	1-2	1-1-2	2	5	2	4	0	3	30
Brock	1-4	1-2	4-4	0-1-1	1	7	2	0	0	1	15
Jemison	0-1	0-0	0-0	0-2-2	1	0	0	0	0	0	12
Steele	1-3	0-0	0-0	0-1-1	0	2	1	1	0	0	12
Coleman	2-6	0-0	0-0	3-3-6	1	4	0	1	0	0	23
Team				3-2-5							
Totals	28-59	1-5	25-28	12-29-41	14	82	11	15	4	5	200

Score by Periods	1st	2nd	Total
Vanderbilt	30	45	75
Alabama	36	46	82

FG%: VU: 40.0, UA: 47.5; 3FG%: VU: 33.3, UA: 47.5;
 FT%: VU: 76.5, UA: 89.3; Officials: Tony Greene, Joe Lindsay, Ron Groover; Attendance: 12,152.

COMMODORES®



2008-09 SEC STANDINGS

EASTERN DIVISION

	SEC	Pct.	Home	Away	Div.	ALL	Pct.	Home	Away	Neutral	Last 12	Streak	Postseason
Tennessee#	10-6	.625	5-3	5-3	8-2	21-13	.618	10-5	6-5	5-3	7-5	L2	NCAA First Round
South Carolina#	10-6	.625	7-1	3-5	6-4	21-10	.677	16-3	5-6	0-1	6-6	L2	NIT
Florida	9-7	.562	7-1	2-6	5-5	25-11	.694	18-2	2-7	5-2	6-6	L1	NIT
Kentucky	8-8	.500	4-4	4-4	5-5	22-14	.611	13-6	5-7	4-1	5-7	L1	NIT
Vanderbilt	8-8	.500	6-2	2-6	3-7	19-12	.613	13-4	3-7	3-1	7-5	L1	-
Georgia	3-13	.188	2-6	1-7	3-7	12-20	.375	10-8	1-9	1-3	3-9	L2	-

- SEC East co-Champions

WESTERN DIVISION

	SEC	Pct.	Home	Away	Div.	ALL	Pct.	Home	Away	Neutral	Last 12	Streak	Postseason
LSU% [^]	13-3	.812	7-1	6-2	8-2	27-8	.771	19-2	6-3	2-3	8-4	L1	NCAA 2nd Round
Auburn	10-6	.625	6-2	4-4	8-2	24-12	.667	18-4	5-5	1-3	9-3	L1	NIT
Mississippi State\$	9-7	.562	5-3	4-4	4-6	23-13	.639	13-5	5-4	5-4	7-5	L1	NCAA First Round
Alabama	7-9	.438	5-3	2-6	5-5	18-14	.563	13-5	2-7	3-2	6-6	L1	-
Ole Miss	7-9	.438	5-3	2-6	4-6	16-15	.516	12-4	3-7	1-4	6-6	L2	-
Arkansas	2-14	.125	2-6	0-8	1-9	14-16	.467	12-6	1-9	1-1	1-11	L3	-

% - SEC Champion; ^ - SEC West Champion; \$ - SEC Tournament Champion

NCAA TOURNAMENT RESULTS

WEST REGIONAL

March 19 (Thursday) * Portland, Ore. [CBS]

[4] Washington 71, [13] Mississippi State 58

SOUTH REGIONAL

March 19 (Thursday) * Greensboro, N.C. [CBS]

[8] LSU 75, [9] Butler 71

March 21 (Saturday) * Greensboro, N.C. [CBS]

[1] North Carolina 84, [8] LSU 70

EAST REGIONAL

March 20 (Friday) * Dayton, Ohio [CBS]

[8] Oklahoma State 77, [9] Tennessee 75

NIT RESULTS

March 17 (Tuesday) * First Round

(6) Davidson 70, at (3) South Carolina 63

[ESPN2]

at (4) Kentucky 70, (5) UNLV 60

[ESPN]

March 18 (Wednesday) * First Round

at (1) Auburn 87, (8) UT-Martin 82

at (1) Florida 84, (8) Jacksonville 62

March 20 (Friday) * Second Round

at (1) Auburn 74, (4) Tulsa 55

at (1) Florida 74, (4) Miami (Fla.) 60

[ESPNU]

March 23 (Monday) * Second Round

(4) Kentucky 65, at (1) Creighton 63

[ESPN]

March 24 (Tuesday) * Quarterfinals

(2) Penn State 71, at (1) Florida 62

[ESPN]

(3) Baylor 74, at (1) Auburn 72

[ESPN]

March 25 (Wednesday) * Quarterfinals

at (2) Notre Dame 77, (4) Kentucky 67

[ESPN2]

SEC TOURNAMENT RESULTS

March 12-15 • St. Pete Times Forum • Tampa, Fla.

First Round

March 12 (Thursday)

Game 1 (E4) Kentucky 71, (W5) Ole Miss 58 [Raycom]

Game 2 (W3) Miss. State 79, (E6) Georgia 60 [Raycom]

Game 3 (W4) Alabama 82, (E5) Vanderbilt 75 [Raycom]

Game 4 (E3) Florida 73, (W6) Arkansas 58 [Raycom]

Second Round

March 13 (Friday)

Game 5 (W1) LSU 67, (E4) Kentucky 58 [Raycom]

Game 6 (W3) Miss. State 82, (E2) S. Carolina 68 [Raycom]

Game 7 (E1) Tennessee 86, (W4) Alabama 62 [Raycom]

Game 8 (W2) Auburn 61, (E3) Florida 58 [Raycom]

Semifinals

March 14 (Saturday)

Game 9 (W3) Miss. State 67, (W1) LSU 57 [Raycom/ESPN]

Game 10 (E1) Tennessee 94, (W2) Auburn 85 [Raycom/ESPN]

Finals

March 15 (Sunday)

Game 11 (W3) Miss. State 64, (E1) Tennessee 61 [CBS]

SEC POSTSEASON HONORS

First Team All-SEC

Nick Calathes, Florida - (C, AP)

Jodie Meeke, Kentucky - (C, AP)

Patrick Patterson, Kentucky - (C)

Tasmin Mitchell, LSU - (C, AP)

*Marcus Thornton, LSU - (C, AP)

Jarvis Varnado, Miss. State - (C, AP)

Devan Downey, South Carolina - (C, AP)

Tyler Smith, Tennessee - (C, AP)

Second-Team All-SEC

Alonzo Gee, Alabama - (C, AP)

Michael Washington, Arkansas - (C, AP)

Korvotney Barber, Auburn - (C, AP)

Patrick Patterson, Kentucky - (AP)

Garrett Temple, LSU - (C)

David Huertas, Ole Miss - (C, AP)

Terrico White, Ole Miss - (C, AP)

Dominique Archie, S. Carolina - (C)

Zam Fredrick, S. Carolina - (C)

Wayne Chism, Tennessee - (C)

A.J. Ogilvy, Vanderbilt - (C)

SEC Honorable Mention (AP Poll Only)

Dominique Archie, South Carolina, F

Wayne Chism, Tennessee, F

Chris Johnson, LSU, C

A.J. Ogilvy, Vanderbilt, C

SEC All-Freshman Team (Coaches Poll Only)

*JaMychal Green, Alabama - F, 6-9, 220, Fr., Montgomery, Ala.

Courtney Fortson, Arkansas - G, 5-11, 180, Fr., Montgomery, Ala.

Erving Walker, Florida - 5-8, 161, Fr., New York, N.Y.

Trey Thompkins, Georgia - F, 6-8, 245, Fr., Lithonia, Ga.

*Terrico White, Ole Miss - G, 6-5, 211, Fr., Memphis, Tenn.

*Dee Bost, Mississippi State - G, 6-2, 170, Fr., Concord, N.C.

Scotty Hopson, Tennessee - G, 6-7, 185, Fr., Hopkinsville, Ky.

Jeffery Taylor, Vanderbilt - G/F, 6-7, 210, Fr., Norrkoping, Sweden

SEC All-Defensive Team (Coaches Poll Only)

*Quantez Robertson, Auburn - G, 6-3, 200, Sr., Cincinnati, Ohio

Garrett Temple, LSU - G, 6-6, 190, Sr., Baton Rouge, La.

Chris Johnson, LSU - C, 6-11, 210, Sr., Montross, Va.

*Jarvis Varnado, Miss. State - F/C, 6-9, 210, Jr., Brownsville, Tenn.

*Dominique Archie, S. Carolina - F, 6-7, 200, Jr., Augusta, Ga.

Devan Downey, S. Carolina - G, 5-9, 175, Jr., Chester, S.C.

SEC Coach of the Year

Trent Johnson, LSU (C, AP);

SEC Player of the Year

Marcus Thornton, LSU (C, AP)

SEC Scholar-Athlete of the Year (Coaches Poll Only)

Justin Knox, Alabama

SEC Freshman of the Year (Coaches Poll Only)

Terrico White, Ole Miss

SEC Newcomer of the Year (AP Poll Only)

Terrico White, Ole Miss

SEC Sixth Man of the Year (Coaches Poll Only)

Brandis Raley-Ross, South Carolina

SEC Defensive Player of the Year (Coaches Poll Only)

Jarvis Varnado, Mississippi State

(C) - SEC Coaches Poll; (AP) - Associated Press Poll;

* - Denotes unanimous vote; All ties when voting are not broken.

2008-09 SEC STATISTICS



All Games

SCORING OFFENSE

##	Team	G	W-L	Pts	Avg/G
1.	Tennessee	34	21-13	2665	78.4
2.	South Carolina	31	21-10	2425	78.2
3.	Florida	36	25-11	2774	77.1
4.	LSU	35	27-8	2617	74.8
5.	Arkansas	30	14-16	2238	74.6
6.	Mississippi St.	36	23-13	2677	74.4
7.	Kentucky	36	22-14	2669	74.1
8.	Alabama	32	18-14	2349	73.4
9.	Auburn	36	24-12	2620	72.8
10.	Ole Miss	31	16-15	2254	72.7
11. Vanderbilt	31	19-12	2185	70.5	
12.	Georgia	32	12-20	2077	64.9

FIELD GOAL PCT DEFENSE

##	Team	G	FG	FGA	Pct
1.	Kentucky	36	822	2114	.389
2.	Mississippi St.	36	903	2296	.393
3. Vanderbilt	31	713	1789	.399	
4.	Auburn	36	811	1992	.407
5.	LSU	35	820	2005	.409
6.	Alabama	32	810	1975	.410
7.	Georgia	32	827	1932	.428
8.	Ole Miss	31	789	1829	.431
9.	South Carolina	31	787	1807	.436
10.	Tennessee	34	864	1950	.443
11.	Florida	36	900	2027	.444
12.	Arkansas	30	796	1791	.444

REBOUNDING MARGIN

##	Team	G	TEAM Avg	OPP Avg	Avg.Margin
1.	LSU	35	1365	39.0	1185 33.9 +5.1
2.	Kentucky	36	1330	36.9	1151 32.0 +5.0
3. Vanderbilt	31	1144	36.9	997	32.2 +4.7
4.	Tennessee	34	1316	38.7	1167 34.3 +4.4
5.	Alabama	32	1264	39.5	1185 37.0 +2.5
6.	Arkansas	30	1129	37.6	1079 36.0 +1.7
7.	Ole Miss	31	1151	37.1	1126 36.3 +0.8
8.	Georgia	32	1203	37.6	1179 36.8 +0.8
9.	Florida	36	1234	34.3	1221 33.9 +0.4
10.	Auburn	36	1323	36.8	1326 36.8 -0.1
11.	Miss. St.	36	1384	38.4	1419 39.4 -1.0
12.	S. Carolina	31	1114	35.9	1198 38.6 -2.7

ASSIST/TURNOVER RATIO

##	Team	G	Asst	Avg	Turn	Avg Ratio
1.	Florida	36	605	16.8	434	12.1 1.39
2.	LSU	35	529	15.1	425	12.1 1.24
3.	Tennessee	34	554	16.3	452	13.3 1.23
4.	Auburn	36	507	14.1	470	13.1 1.08
5.	Arkansas	30	390	13.0	419	14.0 0.93
6.	Kentucky	36	567	15.8	610	16.9 0.93
7.	Ole Miss	31	362	11.7	409	13.2 0.89
8.	Miss. State	36	447	12.4	518	14.4 0.86
9. Vanderbilt	31	389	12.5	466	15.0	0.83
10.	S. Carolina	31	341	11.0	421	13.6 0.81
11.	Alabama	32	357	11.2	464	14.5 0.77
12.	Georgia	32	417	13.0	556	17.4 0.75

SCORING DEFENSE

##	Team	G	Pts	Avg/G
1.	Auburn	36	2354	65.4
2. Vanderbilt	31	2033	65.6	
3.	LSU	35	2316	66.2
4.	Kentucky	36	2386	66.3
5.	Florida	36	2427	67.4
6.	Mississippi St.	36	2479	68.9
7.	Georgia	32	2237	69.9
8.	Alabama	32	2254	70.4
9.	South Carolina	31	2209	71.3
10.	Ole Miss	31	2241	72.3
11.	Tennessee	34	2465	72.5
12.	Arkansas	30	2213	73.8

3-POINT FG PCT

##	Team	G	FG	FGA	Pct
1.	LSU	35	213	572	.372
2.	South Carolina	31	215	579	.371
3.	Florida	36	294	802	.367
4.	Mississippi St.	36	296	819	.361
5.	Kentucky	36	202	572	.353
6.	Georgia	32	204	597	.342
7.	Ole Miss	31	215	633	.340
8. Vanderbilt	31	190	561	.339	
9.	Auburn	36	278	832	.334
10.	Arkansas	30	202	608	.332
11.	Alabama	32	157	479	.328
12.	Tennessee	34	229	728	.315

BLOCKED SHOTS

##	Team	G	Blocks	Avg/G
1.	Mississippi St.	36	271	7.53
2.	Kentucky	36	238	6.61
3.	LSU	35	212	6.06
4.	South Carolina	31	155	5.00
5.	Alabama	32	144	4.50
6. Vanderbilt	31	137	4.42	
7.	Georgia	32	122	3.81
8.	Tennessee	34	124	3.65
9.	Auburn	36	123	3.42
10.	Ole Miss	31	103	3.32
11.	Arkansas	30	86	2.87
12.	Florida	36	97	2.69

OFFENSIVE REBOUNDS

##	Team	G	No.	Avg/G
1.	Tennessee	34	485	14.26
2.	Alabama	32	441	13.78
3.	LSU	35	475	13.57
4.	South Carolina	31	408	13.16
5.	Ole Miss	31	399	12.87
6.	Arkansas	30	381	12.70
7.	Georgia	32	405	12.66
8.	Auburn	36	422	11.72
9.	Mississippi St.	36	408	11.33
10.	Florida	36	399	11.08
11. Vanderbilt	31	334	10.77	
12.	Kentucky	36	384	10.67

SCORING MARGIN

##	Team	G	OFF	DEF	Margin
1.	Florida	36	77.1	67.4	+9.6
2.	LSU	35	74.8	66.2	+8.6
3.	Kentucky	36	74.1	66.3	+7.9
4.	Auburn	36	72.8	65.4	+7.4
5.	South Carolina	31	78.2	71.3	+7.0
6.	Tennessee	34	78.4	72.5	+5.9
7.	Mississippi St.	36	74.4	68.9	+5.5
8. Vanderbilt	31	70.5	65.6	+4.9	
9.	Alabama	32	73.4	70.4	+3.0
10.	Arkansas	30	74.6	73.8	+0.8
11.	Ole Miss	31	72.7	72.3	+0.4
12.	Georgia	32	64.9	69.9	-5.0

3-POINT FG PCT DEFENSE

##	Team	G	FG	FGA	Pct
1.	Alabama	32	219	701	.312
2.	LSU	35	188	596	.315
3.	Ole Miss	31	208	639	.326
4.	Auburn	36	260	788	.330
5.	Georgia	32	207	627	.330
6.	South Carolina	31	161	485	.332
7.	Tennessee	34	245	728	.337
8.	Mississippi St.	36	236	701	.337
9.	Florida	36	248	707	.351
10.	Kentucky	36	256	728	.352
11. Vanderbilt	31	213	597	.357	
12.	Arkansas	30	244	661	.369

ASSISTS

##	Team	G	Assists	Avg/G
1.	Florida	36	605	16.81
2.	Tennessee	34	554	16.29
3.	Kentucky	36	567	15.75
4.	LSU	35	529	15.11
5.	Auburn	36	507	14.08
6.	Georgia	32	417	13.03
7.	Arkansas	30	390	13.00
8. Vanderbilt	31	389	12.55	
9.	Mississippi St.	36	447	12.42
10.	Ole Miss	31	362	11.68
11.	Alabama	32	357	11.16
12.	South Carolina	31	341	11.00

DEFENSIVE REBOUNDS

##	Team	G	No.	Avg/G
1.	Mississippi St.	36	976	27.11
2.	Kentucky	36	946	26.28
3. Vanderbilt	31	810	26.13	
4.	Alabama	32	823	25.72
5.	LSU	35	890	25.43
6.	Auburn	36	901	25.03
7.	Georgia	32	798	24.94
8.	Arkansas	30	748	24.93
9.	Tennessee	34	831	24.44
10.	Ole Miss	31	752	24.26
11.	Florida	36	835	23.19
12.	South Carolina	31	706	22.77

FREE THROW PCT

##	Team	G	FTM	FTA	Pct
1.	Kentucky	36	601	777	.773
2.	Ole Miss	31	455	625	.728
3. Vanderbilt	31	515	719	.716	
4.	LSU	35	530	740	.716
5.	Mississippi St.	36	601	847	.710
6.	Alabama	32	502	711	.706
7.	Florida	36	444	641	.693
8.	Tennessee	34	522	772	.676
9.	Arkansas	30	442	679	.651
10.	South Carolina	31	428	670	.639
11.	Georgia	32	355	556	.638
12.	Auburn	36	486	802	.606

REBOUNDING OFFENSE

##	Team	G	Reb	Avg/G
1.	Alabama	32	1264	39.5
2.	LSU	35	1365	39.0
3.	Tennessee	34	1316	38.7
4.	Mississippi St.	36	1384	38.4
5.	Arkansas	30	1129	37.6
6.	Georgia	32	1203	37.6
7.	Ole Miss	31	1151	37.1
8.	Kentucky	36	1330	36.9
9. Vanderbilt	31	1144	36.9	
10.	Auburn	36	1323	36.8
11.	South Carolina	31	1114	35.9
12.	Florida	36	1234	34.3

STEALS

##	Team	G	Steals	Avg/G
1.	South Carolina	31	284	9.16
2.	Auburn	36	327	9.08
3.	Florida	36	294	8.17
4.	LSU	35	267	7.63
5.	Arkansas	30	227	7.57
6.	Alabama	32	235	7.34
7.	Georgia	32	233	7.28
8.	Mississippi St.	36	250	6.94
9.	Tennessee	34	225	6.62
10.	Kentucky	36	238	6.61
11. Vanderbilt	31	174	5.61	
12.	Ole Miss	31	173	5.58

3-POINT FG MADE

##	Team	G	3FG	Avg/G
1.	Mississippi St.	36	296	8.22
2.	Florida	36	294	8.17
3.	Auburn	36	278	7.72
4.	Ole Miss	31	215	6.94
	South Carolina	31	215	6.94
6.	Tennessee	34	229	6.74
7.	Arkansas	30	202	6.73
8.	Georgia	32	204	6.38
9. Vanderbilt	31	190	6.13	
10.	LSU	35	213	6.09
11.	Kentucky	36	202	5.61
12.	Alabama	32	157	4.91

FIELD GOAL PERCENTAGES

##	Team	G	FG	FGA	Pct
1.	Kentucky	36	933	1940	.481
2.	Florida	36	1018	2134	.477
3.	Tennessee	34	957	2105	.455
4. Vanderbilt	31	740	1642	.451	
5.	South Carolina	31	891	1986	.449
6.	LSU	35	937	2093	.448
7.					

2008-09 SEC STATISTICS

All Games

To be ranked, a player must have appeared in at least 75.0% of their team's games

SCORING

##	Player-Team	Cl	G	FG	3FG	FT	Pts	Avg
1.	Jodie Meeks-UK	JR	36	263	117	211	854	23.7
2.	Marcus Thornton-LS	SR	35	256	78	149	739	21.1
3.	Devan Downey-SC	JR	31	231	52	100	614	19.8
4.	David Huertas-UM	JR	30	166	77	133	542	18.1
5.	Patrick Patterson-UK	SO	34	240	0	129	609	17.9
6.	Tyler Smith-UT	JR	34	196	28	170	590	17.4
7.	Nick Calathes-UF	SO	36	205	73	135	618	17.2
8.	Tasmin Mitchell-LS	JR	35	224	10	111	569	16.3
9.	Michael Washington-AR	JR	30	178	5	103	464	15.5
10.	Zam Fredrick-SC	SR	31	165	61	88	479	15.5
11.	A.J. Ogilvy-VU	SO	29	152	7	137	448	15.4
12.	Alonzo Gee-UA	SR	32	176	27	101	480	15.0
13.	Courtney Fortson-AR	FR	29	154	31	91	430	14.8
14.	Terrance Woodbury-UG	SR	28	134	47	78	393	14.0
15.	Wayne Chism-UT	JR	34	165	41	96	467	13.7
16.	Terrico White-UM	FR	31	157	62	49	425	13.7
17.	DeWayne Reed-AU	JR	36	156	65	97	474	13.2
18.	Senario Hillman-UA	SO	32	161	29	62	413	12.9
19.	Jarvis Varnado-MS	JR	36	180	0	104	464	12.9
20.	Korvotney Barber-AU	SR	36	188	0	86	462	12.8
21.	Trey Thompkins-UG	FR	28	134	33	53	354	12.6
22.	Alex Tyus-UF	SO	36	195	0	61	451	12.5
23.	Jermaine Beal-VU	JR	31	118	58	93	387	12.5
24.	Barry Stewart-MS	JR	36	126	72	121	445	12.4
25.	Rotnei Clarke-AR	FR	30	120	83	43	366	12.2
26.	Jeffery Taylor-VU	FR	31	136	9	96	377	12.2
27.	Tay Waller-AU	JR	36	140	100	56	436	12.1
28.	Ravern Johnson-MS	SO	36	156	83	39	434	12.1
29.	Stefan Welsh-AR	JR	30	118	51	57	344	11.5
30.	Bo Spencer-LS	SO	33	124	60	68	376	11.4

REBOUNDING

##	Player-Team	Cl	G	OFF	DEF	TOT	Avg/G
1.	Michael Washington-AR	JR	30	105	189	294	9.8
2.	Korvotney Barber-AU	SR	36	133	214	347	9.6
3.	Patrick Patterson-UK	SO	34	92	224	316	9.3
4.	Jarvis Varnado-MS	JR	36	103	214	317	8.8
5.	Wayne Chism-UT	JR	34	94	179	273	8.0
6.	Mike Holmes-SC	SO	31	95	145	240	7.7
7.	JaMychal Green-UA	FR	32	110	132	242	7.6
8.	Trey Thompkins-UG	FR	28	58	148	206	7.4
9.	Chris Johnson-LS	SR	35	81	172	253	7.2
10.	Alonzo Gee-UA	SR	32	91	140	231	7.2
11.	Tasmin Mitchell-LS	JR	35	92	159	251	7.2
12.	A.J. Ogilvy-VU	SO	29	51	156	207	7.1
13.	Murphy Holloway-UM	FR	31	93	112	205	6.6
14.	Dominique Archie-SC	JR	31	79	119	198	6.4
15.	Jeffery Taylor-VU	FR	31	82	110	192	6.2
16.	Alex Tyus-UF	SO	36	76	146	222	6.2
17.	Perry Stevenson-UK	JR	36	64	149	213	5.9
18.	Tyler Smith-UT	JR	34	70	126	196	5.8
19.	Malcolm White-UM	SO	31	63	113	176	5.7
20.	Chandler Parsons-UF	SO	36	72	132	204	5.7
21.	Brian Williams-UT	SO	34	71	118	189	5.6
22.	Phil Turner-MS	SO	36	49	149	198	5.5
23.	Marcus Thornton-LS	SR	35	71	121	192	5.5
24.	Courtney Fortson-AR	FR	29	49	110	159	5.5
25.	Nick Calathes-UF	SO	36	31	161	192	5.3
26.	Lucas Hargrove-AU	JR	36	57	134	191	5.3
27.	Justin Knox-UA	SO	32	55	108	163	5.1
28.	Michael Sanchez-AR	FR	30	48	100	148	4.9
29.	Dan Werner-UF	JR	36	47	128	175	4.9
30.	Terrance Woodbury-UG	SR	28	36	93	129	4.6

FIELD GOAL PCT (Min. 5.0 made per game)

##	Player-Team	Cl	G	FG	FGA	Pct
1.	Patrick Patterson-UK	SO	34	240	398	.603
2.	Alex Tyus-UF	SO	36	195	330	.591
3.	Michael Washington-AR	JR	30	178	323	.551
4.	Jarvis Varnado-MS	JR	36	180	328	.549
5.	Korvotney Barber-AU	SR	36	188	345	.545
6.	A.J. Ogilvy-VU	SO	29	152	280	.543
7.	Tasmin Mitchell-LS	JR	35	224	429	.522
8.	Nick Calathes-UF	SO	36	205	425	.482
9.	Marcus Thornton-LS	SR	35	256	542	.472
10.	Jodie Meeks-UK	JR	36	263	568	.463
11.	Alonzo Gee-UA	SR	32	176	398	.442
12.	Tyler Smith-UT	JR	34	196	446	.439
13.	Devan Downey-SC	JR	31	231	527	.438
14.	Terrico White-UM	FR	31	157	367	.428
15.	Senario Hillman-UA	SO	32	161	378	.426

ASSISTS

##	Player-Team	Cl	G	Assists	Avg/G
1.	Nick Calathes-UF	SO	36	231	6.42
2.	Courtney Fortson-AR	FR	29	172	5.93
3.	Devan Downey-SC	JR	31	140	4.52
4.	Dee Bost-MS	FR	36	156	4.33
5.	Garrett Temple-LS	SR	35	134	3.83
6.	DeWayne Reed-AU	JR	36	134	3.72
7.	Dustin Ware-UG	FR	32	108	3.38
8.	Tyler Smith-UT	JR	34	114	3.35
9.	Bobby Maze-UT	JR	34	109	3.21
10.	Jermaine Beal-VU	JR	31	99	3.19
11.	Quantez Robertson-AU	SR	36	114	3.17
12.	J.P. Prince-UT	JR	31	97	3.13
13.	Zac Swansey-UG	SO	31	89	2.87
14.	DeAndre Liggins-UK	FR	33	92	2.79
15.	Brad Tinsley-VU	FR	31	86	2.77

FREE THROW PCT (Min. 2.5 made per game)

##	Player-Team	Cl	G	FTM	FTA	Pct
1.	Jodie Meeks-UK	JR	36	211	234	.902
2.	Mikhail Torrance-UA	JR	28	76	86	.884
3.	Terrance Woodbury-UG	SR	28	78	93	.839
4.	Jermaine Beal-VU	JR	31	93	113	.823
5.	David Huertas-UM	JR	30	133	165	.806
6.	Barry Stewart-MS	JR	36	121	156	.776
7.	Patrick Patterson-UK	SO	34	129	168	.768
8.	Tyler Smith-UT	JR	34	170	222	.766
9.	Devan Downey-SC	JR	31	100	134	.746
10.	Marcus Thornton-LS	SR	35	149	200	.745
11.	Tasmin Mitchell-LS	JR	35	111	153	.725
12.	Dee Bost-MS	FR	36	122	170	.718
13.	Wayne Chism-UT	JR	34	96	134	.716
14.	Nick Calathes-UF	SO	36	135	191	.707
15.	A.J. Ogilvy-VU	SO	29	137	196	.699

STEALS

##	Player-Team	Cl	G	Steals	Avg/G
1.	Devan Downey-SC	JR	31	89	2.87
2.	Nick Calathes-UF	SO	36	68	1.89
3.	DeWayne Reed-AU	JR	36	67	1.86
4.	Senario Hillman-UA	SO	32	57	1.78
5.	Garrett Temple-LS	SR	35	60	1.71
6.	Marcus Thornton-LS	SR	35	56	1.60
7.	Tasmin Mitchell-LS	JR	35	55	1.57
8.	Quantez Robertson-AU	SR	36	55	1.53
9.	J.P. Prince-UT	JR	31	47	1.52
	Dominique Archie-SC	JR	31	47	1.52
11.	Tay Waller-AU	JR	36	53	1.47
12.	Dee Bost-MS	FR	36	52	1.44
13.	Jodie Meeks-UK	JR	36	48	1.33
14.	Corey Butler-UG	SR	32	42	1.31
15.	Walter Hodge-UF	SR	36	47	1.31

3-POINT FG PCT (Min. 2.5 made per game)

##	Player-Team	Cl	G	3FG	FGA	Pct
1.	Jodie Meeks-UK	JR	36	117	288	.406
2.	Rotnei Clarke-AR	FR	30	83	211	.393
3.	Tay Waller-AU	JR	36	100	272	.368
4.	David Huertas-UM	JR	30	77	217	.355

3-POINT FG MADE

##	Player-Team	Cl	G	3FG	Avg/G
1.	Jodie Meeks-UK	JR	36	117	3.25
2.	Tay Waller-AU	JR	36	100	2.78
3.	Rotnei Clarke-AR	FR	30	83	2.77
4.	David Huertas-UM	JR	30	77	2.57
5.	Ravern Johnson-MS	SO	36	83	2.31
6.	Marcus Thornton-LS	SR	35	78	2.23
7.	Brad Tinsley-VU	FR	31	69	2.23
8.	Nick Calathes-UF	SO	36	73	2.03
9.	Barry Stewart-MS	JR	36	72	2.00
	Terrico White-UM	FR	31	62	2.00
11.	Zam Fredrick-SC	SR	31	61	1.97
12.	Erving Walker-UF	FR	36	70	1.94
13.	Jermaine Beal-VU	JR	31	58	1.87
14.	Bo Spencer-LS	SO	33	60	1.82
15.	DeWayne Reed-AU	JR	36	65	1.81

BLOCKED SHOTS

##	Player-Team	Cl	G	Blocks	Avg/G
1.	Jarvis Varnado-MS	JR	36	170	4.72
2.	Chris Johnson-LS	SR	35	95	2.71
3.	Patrick Patterson-UK	SO	34	70	2.06
4.	Perry Stevenson-UK	JR	36	67	1.86
5.	A.J. Ogilvy-VU	SO	29	48	1.66
6.	JaMychal Green-UA	FR	32	51	1.59
7.	Malcolm White-UM	SO	31	43	1.39
8.	Michael Washington-AR	JR	30	39	1.30
9.	Korvotney Barber-AU	SR	36	44	1.22
10.	Mike Holmes-SC	SO	31	37	1.19
	Dominique Archie-SC	JR	31	37	1.19
12.	Trey Thompkins-UG	FR	28	31	1.11
13.	Wayne Chism-UT	JR	34	34	1.00
	Austin Steed-SC	SO	31	31	1.00
15.	Elgin Bailey-MS	SO	27	26	0.96

ASSIST/TURNOVER RATIO (Min. 3.0 assists/game)

##	Player-Team	Cl	G	Asst	Avg	Turn	Avg	Ratio
1.	Jermaine Beal-VU	JR	31	99	3.2	49	1.6	2.02
2.	Bobby Maze-UT	JR	34	109	3.2	54	1.6	2.02
3.	Garrett Temple-LS	SR	35	134	3.8	67	1.9	2.00
4.	Nick Calathes-UF	SO	36	231	6.4	119	3.3	1.94
5.	Quantez Robertson-AU	SR	36	114	3.2	62	1.7	1.84
6.	Tyler Smith-UT	JR	34	114	3.4	70	2.1	1.63
7.	Dee Bost-MS	FR	36	156	4.3	102	2.8	1.53
8.	J.P. Prince-UT	JR	31	97	3.1	65	2.1	1.49
9.	DeWayne Reed-AU	JR	36	134	3.7	92	2.6	1.46
10.	Dustin Ware-UG	FR	32	108	3.4	75	2.3	1.44
11.	Courtney Fortson-AR	FR	29	172	5.9	128	4.4	1.34
12.	Devan Downey-SC	JR	31	140	4.5	108	3.5	1.30

MINUTES PLAYED

##	Player-Team	Cl	G
----	-------------	----	---



VANDERBILT

1

SEC



OPPONENTS



OPPONENTS

Lipscomb

Coaching Staff

Head Coach: Scott Sanderson
Overall Record: 247-164 (13)
School Record: 163-139 (10)
Assistant Coaches: Shaun Senters, Jay Walton, Pete Froedden

Team Information

Lettermen Returning/Lost: 11/3
Starters Returning/Lost: 4/1
Newcomers: 5
2008-09 Overall Record: 17-14
2008-09 Conference Record/Finish: 12-8, 4th A-Sun

Media Relations

MBB Contact: Trevor Garrett
Phone: (615) 966-5862;
Email: garrettj@mail.lipscomb.edu
Press Row Phone: (615) 966-7051
Mailing Address:
1 University Park Drive
Nashville, TN 37204-3951

St. Mary's

Coaching Staff

Head Coach: Randy Bennett
Overall Record: 155-97 (8)
School Record: same
Assistant Coaches: Kyle Smith, Mark Campbell, David Patrick

Team Information

Lettermen Returning/Lost: 7/5
Starters Returning/Lost: 2/3
Newcomers: 4
2008-09 Overall Record: 28-7
2008-09 Conference Record/Finish: 10-4, 2nd WCC

Media Relations

MBB Contact: Rich Davi
Phone: (925) 631-4402
Email: rdavi@stmarys-ca.edu
Press Row Phone: (925) 376-3906
Mailing Address:
PO Box 5100
Moraga, CA 94575

Cincinnati

Coaching Staff

Head Coach: Mick Cronin
Overall Record: 111-76 (6)
School Record: 42-52 (3)
Assistant Coaches: Larry Davis, George Jackson, Tony Stubblefield

Team Information

Lettermen Returning/Lost: 8/3
Starters Returning/Lost: 4/1
Newcomers: 7
2008-09 Overall Record: 18-14
2008-09 Conference Record/Finish: 8-10, T-9th Big East

Media Relations

MBB Contact: Michael Harris
Phone: (513) 240-8884
Email: Michael.harris@uc.edu
Press Row Phone: (513) 556-3800
Mailing Address:
University of Cincinnati
2751 O'Varsity Way, Suite 860

Maryland

Coaching Staff

Head Coach: Gary Williams
Overall Record: 625-357 (31)
School Record: 418-229 (20)
Assistant Coaches: Keith Booth, Chuck Driesell, Robert Ehsan

Team Information

Lettermen Returning/Lost: 11/1
Starters Returning/Lost: 4/1
Newcomers: 2
2008-09 Overall Record: 21-14
2008-09 Conference Record/Finish: 7-9, T-7th ACC

Media Relations

MBB Contact: Doug Dull
Phone: (301) 314-1482
Email: ddull@umd.edu
Press Row Phone: (301) 314-8624
Mailing Address:
2725 Comcast Center
College Park, MD 20742

Chaminade

Coaching Staff

Head Coach: Matt Mahar
Overall Record: 71-40 (4)
School Record: 71-40 (4)
Assistant Coaches: Maurice Maggolino, Tom Shurbish

Team Information

Letterman Returning/Lost: 10/4
Starters Returning/Lost: 3/2
Newcomers: 4
2008-09 Overall Record: 15-12
2008-09 Conference Record/Finish: 7-5

Media Relations

MBB Contact: Maurice Maggolino
Phone: (808) 739-8579
Email: mmaggio@chaminade.edu
Press Row Phone: N/A
Mailing Address:
Chaminade University of Honolulu Athletics
3140 Waiialae Avenue
Honolulu, HI 96816

Arizona

Coaching Staff

Head Coach: Sean Miller
Overall Record: 120-47 (5)
School Record: first year
Assistant Coaches: Archie Miller, Emanuel "Book" Richardson, James Whitford

Team Information

Lettermen Returning/Lost: 7/5
Starters Returning/Lost: 3/2
Newcomers: 5
2008-09 Overall Record: 21-14
2008-09 Conference Record/Finish: 9-9, T-5th Pac-10

Media Relations

MBB Contact: Richard Paige
Phone: (520) 621-4163
Email: rpaige@email.arizona.edu
Press Row Phone: (520) 621-4334
Mailing Address:
P.O. Box 210096, McKale Center, Room 106
1 National Championship Drive, Tuscon, AZ 85721

Colorado

Coaching Staff

Head Coach: Jeff Bzdelik
Overall Record: 96-89 (9)
School Record: 21-42 (3)
Assistant Coaches: Steve McClain, Derrick Clark, Drew Long

Team Information

Lettermen Returning/Lost: 6/3
Starters Returning/Lost: 4/1
Newcomers: 5
2008-09 Overall Record: 9-22
2008-09 Conference Record/Finish: 1-15, 12th Big 12

Media Relations

MBB Contact: Andrew R. Green
Phone: (303) 492-3812
Email: Andrew.green@colorado.edu
Press Row Phone: (303) 492-5626
Mailing Address:
University of Colorado, 357 UCB, Sports Information
Fieldhouse Annex 50, Boulder, CO 80309-0357

Gonzaga

Coaching Staff

Head Coach: Mark Few
Overall Record: 264-66 (10)
School Record: same
Assistant Coaches: Leon Rice, Tommy Lloyd, Ray Giacoletti

Team Information

Lettermen Returning/Lost: 6/6
Starters Returning/Lost: 1/4
Newcomers: 10
2008-09 Overall Record: 28-6
2008-09 Conference Record/Finish: 14-0, 1st WCC

Media Relations

MBB Contact: Oliver Pierce
Phone: (509) 313-6373
Email: pierce@athletics.gonzaga.edu
Press Row Phone: (509) 313-4224
Mailing Address:
Gonzaga University, 502 E Boone
Spokane, WA 99258-0066

Wisconsin

Coaching Staff

Head Coach: Bo Ryan
Overall Record: 576-176 (25)
School Record: 193-73 (8)
Assistant Coaches: Greg Gard, Gary Close, Howard Moore

Team Information

Lettermen Returning/Lost: 11/4
Starters Returning/Lost: 3/2
Newcomers: 4
2008-09 Overall Record: 20-13
2008-09 Conference Record/Finish: 10-8, T-4th Big Ten

Media Relations

MBB Contact: Patrick Herb
Phone: (608) 890-2477
Email: pah@athletics.wisc.edu
Press Row Phone: (608) 265-4333
Mailing Address:
Kellner Hall, 1440 Monroe Street
Madison, WI 53711

Missouri

Coaching Staff

Head Coach: Mike Anderson
Overall Record: 154-76 (6)
School Record: 65-35 (3)
Assistant Coaches: Melvin Watkins, T.J. Cleveland, Matt Zimmerman

Team Information

Lettermen Returning/Lost: 10/4
Starters Returning/Lost: 4/1
Newcomers: 3
2008-09 Overall Record: 31-7
2008-09 Conference Record/Finish: 12-4, 3rd Big 12

Media Relations

MBB Contact: David Reiter
Phone: (573) 884-2437
Email: reiterd@missouri.edu
Press Row Phone: (573) 882-1442
Mailing Address:
Mizzou Athletics, Mizzou Arena
One Champions Drive, Columbia, MO 65205

DePaul

Coaching Staff

Head Coach: Jerry Wainwright
Overall Record: 238-216 (15)
School Record: 52-72 (4)
Assistant Coaches: Tracy Webster, Billy Garrett, David Booth

Team Information

Lettermen Returning/Lost: 8/3
Starters Returning/Lost: 2/3
Newcomers: 3
2008-09 Overall Record: 9-24
2008-09 Conference Record/Finish: 0-18, 16th Big East

Media Relations

MBB Contact: Greg Greenwell
Phone: (773) 325-7546
Email: ggreenwe@depaul.edu
Press Row Phone: (847) 296-6999
Mailing Address:
Sullivan Athletic Center, 2323 North Sheffield Ave.
Chicago, IL 60614

Illinois

Coaching Staff

Head Coach: Bruce Weber
Overall Record: 255-111 (11)
School Record: 152-57 (6)
Assistant Coaches: Wayne McClain, Jay Price, Jerrance Howard

Team Information

Lettermen Returning/Lost: 8/5
Starters Returning/Lost: 3/2
Newcomers: 4
2008-09 Overall Record: 24-10
2008-09 Conference Record/Finish: 11-7, T-2nd Big Ten

Media Relations

MBB Contact: Derrick Burson
Phone: (217) 766-7315
Email: burson@illinois.edu
Press Row Phone: (217) 333-1227
Mailing Address:
Biefeldt Athletics Administration Building
1700 South Fourth St., Champaign, IL 61820

Western Kentucky

Coaching Staff

Head Coach: Ken McDonald;
Overall Record: 25-9 (1)
School Record: 25-9 (1);
Assistant Coaches: Ray Harper, Lawrence Brenneman, David Boyden

Team Information

Lettermen Returning/Lost: 5/7;
Starters Returning/Lost: 4/1;
Newcomers: 6;
2008-09 Overall Record: 25-9
2008-09 Conference Record/Finish: 15-3, 1st in East;

Media Relations

MBB Contact: Brad Fields
Phone: (270) 745-5045
Email: brad.fields@wku.edu
Press Row Phone: (270) 745-6941;
Mailing Address:
1141 E.A. Diddle Arena, 1605 Ave. of Champions,
Bowling Green, KY 42101

Tennessee State

Coaching Staff

Head Coach: John Cooper
Overall Record: first year
School Record: first year
Assistant Coaches: Travis Williams, Sheldon Everett, Dana Ford

Team Information

Lettermen Returning/Lost: 4/7;
Starters Returning/Lost: 2/3
Newcomers: n/a
2008-09 Overall Record: 12-18
2008-09 Conference Record/Finish: 9-9, 6th OVC

Media Relations

MBB Contact: Wallace Dooley
Phone: (615) 963-5674
Email: wdooley@tnstate.edu
Press Row Phone: (615) 963-7616 (7617)
Mailing Address:
3500 John Merritt Blvd.
Nashville, TN 37209

Mercer

Coaching Staff

Head Coach: Bob Hoffman
Overall Record: 417-185 (18)
School Record: 17-15 (1)
Assistant Coaches: Spencer Wright, Paul Johnson, Mark Osina

Team Information

Lettermen Returning/Lost: 9/5
Starters Returning/Lost: 4/1
Newcomers: n/a
2008-09 Overall Record: 17-15
2008-09 Conference Record/Finish: 11-9, T-5th A-Sun

Media Relations

MBB Contact: Robbie Burns
Phone: (478) 301-2735
Email: burns_rd@mercer.edu
Press Row Phone: (478) 301-5161
Mailing Address:
1400 Coleman Ave.
Macon, GA 31207-0001

Manhattan

Coaching Staff

Head Coach: Barry Rohrsen
Overall Record: 41-50 (4)
School Record: same
Assistant Coaches: Edgar De La Rosa, John Alesi, C.J. Council

Team Information

Lettermen Returning/Lost: 10/4
Starters Returning/Lost: 4/1
Newcomers: 3
2008-09 Overall Record: 16-14
2008-09 Conference Record/Finish: 9-9, T-4th MAAC

Media Relations

MBB Contact: Stephen Dombroski
Phone: (718) 862-7228
Email: stephen.dombroski@manhattan.edu
Press Row Phone: 718-862-7778
Mailing Address:
Manhattan College Department of Athletics
4513 Manhattan College Parkway, Riverdale, NY 10471

OPPONENTS



COMMODORES®

Southern Miss

Coaching Staff
 Head Coach: Larry Eustachy
 Overall Record: 335-225 (19)
 School Record: 75-80 (8)
 Assistant Coaches: Steve Barnes, Greg Heiar, Ricky Wilson

Team Information
 Lettermen Returning/Lost: 5/5
 Starters Returning/Lost: 4/1
 Newcomers: 9
 2008-09 Overall Record: 15-17
 2008-09 Conference Record/Finish: 4-12, 11th C-USA

Media Relations
 MBB Contact: Tim Andrzejewski
 Phone: (601) 266-4503
 Email: timothy.andrzejewski@usm.edu
 Press Row Phone: (601) 266-5428
Mailing Address:
 118 College Drive, #5161
 Hattiesburg, MS 39406-0001

MTSU

Coaching Staff
 Head Coach: Kermit Davis;
 Overall Record: 189-146 (12);
 School Record: 118-96 (7);
 Assistant Coaches: Win Case, Al Pinkins, Artie Pepelea

Team Information
 Letterman Returning/Lost: 7/9;
 Starters Returning/Lost: 2/3;
 Newcomers: 7;
 2008-09 Overall Record: 18-14;
 2008-09 Conference Record/Finish: 10-8/4th in East;

Media Relations
 MBB Contact: Jessica Stauffacher
 Phone: (615) 904-8115
 Email: stauffacher@goblueraiders.com
 Press Row Phone: (615) 898-2807;
Mailing Address:
 P.O. Box 456
 Murfreesboro, TN 37232

Florida

Coaching Staff
 Head Coach: Billy Donovan
 Overall Record: 345-146 (16)
 School Record: 310-126 (14)
 Assistant Coaches: Larry Shyatt, Rob Lanier, Richard Pitino

Team Information
 Lettermen Returning/Lost: 10/3
 Starters Returning/Lost: 4/2
 Newcomers: 3
 2008-09 Overall Record: 25-11
 2008-09 Conference Record/Finish: 9-7, 3rd SEC East

Media Relations
 MBB Contact: Fred Demarest
 Phone: (352) 375-4683 x6100
 Email: FredD@gators.ufl.edu
 Press Row Phone: (352) 371-0281
Mailing Address:
 PO Box 14485
 Gainesville, FL 32604-2485

Alabama

Coaching Staff
 Head Coach: Anthony Grant
 Overall Record: 76-25 (3)
 School Record: first year
 Assistant Coaches: John Brannen, Dan Hipsher, Antoine Pettway

Team Information
 Lettermen Returning/Lost: 8/3
 Starters Returning/Lost: 4/1
 Newcomers: 4
 2008-09 Overall Record: 18-13
 2008-09 Conference Record/Finish: 7-9, 4th SEC West

Media Relations
 MBB Contact: Ty Patton
 Phone: (205) 348-5401
 Email: tpattont@ia.ua.edu
 Press Row Phone: (205) 348-6084
Mailing Address:
 1201 Coliseum Drive, Room 170
 Tuscaloosa, AL 35487

South Carolina

Coaching Staff
 Head Coach: Darrin Horn
 Overall Record: 132-58 (6)
 School Record: 21-10 (1)
 Assistant Coaches: Neill Berry, Cypheus Bunton, Michael Boynton Jr.

Team Information
 Lettermen Returning/Lost: 8/3
 Starters Returning/Lost: 4/1
 Newcomers: 4
 2008-09 Overall Record: 21-10
 2008-09 Conference Record/Finish: 10-6, T-1st SEC East

Media Relations
 MBB Contact: Emily Feeney
 Phone: (803) 777-7743
 Email: efeeney@mailbox.sc.edu
 Press Row Phone: (803) 777-6182
Mailing Address:
 Rex Enright Center, 1300 Rosewood Dr
 Columbia, SC 29208

Auburn

Coaching Staff
 Head Coach: Jeff Lebo
 Overall Record: 196-139 (11)
 School Record: 81-76 (5)
 Assistant Coaches: Bryan Bartley, Tim Craft, Dave Lebo, Ken Potosnak

Team Information
 Lettermen Returning/Lost: 8/4
 Starters Returning/Lost: 3/3
 Newcomers: 6
 2008-09 Overall Record: 24-12
 2008-09 Conference Record/Finish: 10-6, 2nd SEC West

Media Relations
 MBB Contact: Chuck Gallina
 Phone: (334) 844-9800
 Email: chuckg@auburn.edu
 Press Row Phone: (334) 844-1933
Mailing Address:
 P.O. Box 351
 Auburn, AL 36831-0351

Tennessee

Coaching Staff
 Head Coach: Bruce Pearl;
 Overall Record: 415-121 (17)
 School Record: 98-37 (4);
 Assistant Coaches: Tony Jones, Steve Forbes, Jason Shay

Team Information
 Letterman Returning/Lost: 11/1;
 Starters Returning/Lost: 5/0;
 Newcomers: 3;
 2008-09 Overall Record: 21-13
 2008-09 Conference Record/Finish: 10-6/T-1st East;

Media Relations
 MBB Contact: Tom Satkowiak
 Phone: (865) 974-7501
 Email: tomsid@tennessee.edu;
 Press Row Phone: (865) 544-0789;
Mailing Address:
 1720 Volunteer Blvd., Room 255
 Knoxville, TN 37996

Kentucky

Coaching Staff
 Head Coach: John Calipari;
 Overall Record: 445-140 (17)
 School Record: first year;
 Assistant Coaches: John Robic, Orlando Antigua, Rod Strickland

Team Information
 Letterman Returning/Lost: 7/8;
 Starters Returning/Lost: 3/2;
 Newcomers: 6;
 2008-09 Overall Record: 22-14
 2007-08 Conference Record/Finish: 8-8, T-4th East;

Media Relations
 MBB Contact: Dewayne Peevy
 Phone: (859) 227-1779
 Email: dewayne.peevy@uky.edu
 Press Row Phone: (859) 252-3602;
Mailing Address:
 338 Lexington Ave., Joe Craft Center
 Lexington, KY 40506

Mississippi State

Coaching Staff
 Head Coach: Rick Stansbury
 Overall Record: 231-128 (11)
 School Record: same
 Assistant Coaches: Robert Kirby, Phil Cunningham, Marcus Grant

Team Information
 Lettermen Returning/Lost: 12/4
 Starters Returning/Lost: 5/0
 Newcomers: 6
 2008-09 Overall Record: 23-13
 2008-09 Conference Record/Finish: 9-7, 3rd SEC West

Media Relations
 MBB Contact: Gregg Ellis
 Phone: (662) 325-3595
 Email: gellis@athletics.msstate.edu
 Press Row Phone: (662) 325-3776
Mailing Address:
 P.O. Box 5308
 MSU, MS 39762

Georgia

Coaching Staff
 Head Coach: Mark Fox
 Overall Record: 123-43 (5)
 School Record: first year
 Assistant Coaches: Kwanza Johnson, Philip Pearson, Stacey Palmore

Team Information
 Lettermen Returning/Lost: 9/4
 Starters Returning/Lost: 3/2
 Newcomers: 4
 2008-09 Overall Record: 12-20
 2008-09 Conference Record/Finish: 3-13, 6th SEC East

Media Relations
 MBB Contact: Tim Hix
 Phone: (706) 542-1621
 Email: thix@sports.uga.edu
 Press Row Phone: (706) 542-8052
Mailing Address:
 P.O. Box 1472
 Athens, GA 30603

LSU

Coaching Staff
 Head Coach: Trent Johnson
 Overall Record: 187-129 (11)
 School Record: 27-8 (2)
 Assistant Coaches: Donnie Guerinoni, Keith Richard, Brent Scott

Team Information
 Lettermen Returning/Lost: 7/5
 Starters Returning/Lost: 2/3
 Newcomers: 3
 2008-09 Overall Record: 27-8
 2008-09 Conference Record/Finish: 13-3, 1st SEC West

Media Relations
 MBB Contact: C. Kent Lowe
 Phone: (225) 578-1864
 Email: clowe@lsu.edu
 Press Row Phone: (225) 578-8226
Mailing Address:
 P.O. Box 25095
 Baton Rouge, LA 70894

Ole Miss

Coaching Staff
 Head Coach: Andy Kennedy;
 Overall Record: 82-52 (4)
 School Record: 61-39 (3);
 Assistant Coaches: Michael White, Owen Miller, Torrey Ward

Team Information
 Letterman Returning/Lost: 10/4;
 Starters Returning/Lost: 5/2;
 Newcomers: 4;
 2008-09 Overall Record: 16-15
 2007-08 Conference Record/Finish: 7-9A-4th East;

Media Relations
 MBB Contact: Joey Jones
 Phone: (662) 915-7526
 Email: joeyj@olemiss.edu
 Press Row Phone: 662-236-1931;
Mailing Address:
 908 All-American Drive
 University, MS 38677

Arkansas

Coaching Staff
 Head Coach: John Pelphrey
 Overall Record: 117-95 (7)
 School Record: 37-28 (2)
 Assistant Coaches: Rob Evans, Tom Ostrom, Isaac Brown

Team Information
 Lettermen Returning/Lost: 6/4
 Starters Returning/Lost: 5/0
 Newcomers: 7
 2008-09 Overall Record: 14-16
 2008-09 Conference Record/Finish: 2-4, 6th SEC West

Media Relations
 MBB Contact: Robby Edwards
 Phone: (479) 575-2752
 Email: robbye@uark.edu
 Press Row Phone: (479) 575-6622
Mailing Address:
 Media Relations, Barnhill Arena, P.O. Box 7777
 Fayetteville, AR 72702

OCTOBER		
30 (Fri)	North Alabama at UT (exh.)	7:30 p.m. ET
31 (Sat)	Oklahoma City at Miss. St. (exh.)	TBA
NOVEMBER		
2 (Mon)	Campbellsville at UK (exh.) [FSN]	7:00 p.m. ET
	Saint Leo at Florida (exh.)	TBA
	Dillard at Arkansas (exh.)	TBA
4 (Wed)	Lincoln Memorial at UT (exh.)	7:30 p.m. ET
	Montevallo at Alabama (exh.)	7:30 p.m. CT
5 (Thurs)	Kentucky Wesleyan at S. Car. (exh.)	TBA
	Lemoyne-Owen at Arkansas (exh.)	TBA
6 (Fri)	Auburn-Mont. at Ole Miss (exh.)	6:00 p.m. CT
	Clarion at Kentucky (exh.) [FSN]	7:00 p.m. ET
	Miles College at Auburn (exh.)	7:00 p.m. CT
	North Georgia at Georgia (exh.)	TBA
7 (Sat)	Georgetown (Ky.) at Miss. St. (exh.)	2:00 p.m. CT
9 (Mon)	Webber Int'l at Florida (exh.)	TBA
10 (Tues)	Ala.-Huntsville at Vanderbilt (exh.)	7:00 p.m. CT
	Augusta State at Alabama (exh.)	7:00 p.m. CT
13 (Fri)	Morehead St. at UK [ESPN2]	6:30 p.m. ET

SEC Composite Schedule

UALR at Ole Miss	6:00 p.m. CT	
Alabama A&M at South Carolina [SS]	7:00 p.m. ET	
Austin Peay at Tennessee	7:30 p.m. ET	
UL-Monroe at LSU	7:00 p.m. CT	
1-Nagara at Auburn	8:30 p.m. CT	
Rider at Mississippi State	8:00 p.m. CT	
New Orleans at Georgia	TBA	
Alcorn State at Arkansas	TBA	
14 (Sat)	Cornell at Alabama	
15 (Sun)	Stetson at Florida [FSN]	4:00 p.m. ET
16 (Mon)	Miami (Ohio) at UK [FSN]	7:00 p.m. ET
	Ga. Southern at South Carolina [SS]	7:00 p.m. ET
	Auburn at Missouri State	7:00 p.m. CT
	Alabama State at Ole Miss	7:00 p.m. CT
	Lipscomb at Vanderbilt	7:00 p.m. CT
	2-Indiana State at LSU	TBA
17 (Tues)	UNC Asheville at UT [FSN]	7:00 p.m. ET
	3-Arkansas vs. Louisville [ESPN2]	6:30 p.m. CT
	Jackson State at Alabama	7:30 p.m. CT
	2-Milwaukee/Western Kentucky at LSU	TBA

Wofford at Georgia	TBA	
18 (Wed)	4-Ga. Southern at UF [FSN-FL]	7:00 p.m. ET
19 (Thurs)	6-Ole Miss vs. Ind. [ESPN2]	4:00 p.m. CT
	5-Sam Houston St. at Kentucky [FSN]	7:00 p.m. ET
	SE Louisiana at Mississippi State	7:00 p.m. CT
	7-South Carolina vs. La Salle [ESPN2]	9:30 p.m. ET
20 (Fri)	8-Tennessee vs. East Carolina	3:30 p.m. ET
	2-Auburn vs. UCF	5:00 p.m. CT
	4-Troy at Florida [FSN-FL]	7:00 p.m. ET
	Providence at Alabama	7:00 p.m. CT
	6-Ole Miss vs. Boston/Kansas State	TBA
	7-South Carolina vs. TBD	TBA
	Vanderbilt at Saint Mary's (Calif.)	TBA
	9-Appalachian State at Arkansas	TBA
21 (Sat)	5-Rider at Kentucky [FSN]	1:00 p.m. ET
	10-Auburn vs. IUPUI	5:00 p.m. CT
	8-Tennessee vs. DePaul/N. Iowa	6:00 p.m. ET
	Georgia at UAB	8:00 p.m. ET
	11-Bethune-Cookman at Mississippi State	TBA
22 (Sun)	8-UT vs. DePaul/N. Iowa	6:00 p.m. ET



SEC COMPOSITE SCHEDULE

VANDERBILT


10-Auburn vs. North Carolina State	7:15 p.m. CT
6-Ole Miss vs. TBD	TBA
7-South Carolina vs. Charleston Classic	TBA
23 (Mon) 12-Vanderbilt vs. UC [ESPN2]	4:30 p.m. CT
13-LSU vs. TBD	TBA
8-Tennessee vs. TBD	TBA
24 (Tues) Florida State at Florida [FSN]	7:00 p.m. ET
UNC-Asheville at Georgia [CSS]	7:00 p.m. ET
11-UT-Pan American at Miss. State	7:00 p.m. CT
14-Kentucky vs. Cleveland State	TBA
12-Vanderbilt vs. Maryland/Chaminade [ESPN2]	TBA
13-LSU vs. TBD	TBA
9-Morgan State at Arkansas	TBA
25 (Wed.) High Point at Auburn	6:00 p.m. CT
14-Kentucky vs. Stanford/Virginia	TBA
12-Vanderbilt vs. TBD	TBA
15-LSU vs. TBD	TBA
26 (Thurs) 16-Alabama vs. Baylor [ESPN2]	5:30 p.m. CT
27 (Fri) 18-Miss. State vs. Richmond	4:30 p.m. CT
16-Ala. vs. Fla. State/Iona [ESPN2/U]	4:30 p.m. CT
Jacksonville at South Carolina [SS]	7:00 p.m. ET
Col. of Charleston at UT [CSS]	7:00 p.m. ET
17-Florida vs. Mich. State [HDNet]	8:00 p.m. ET
15-LSU vs. TBD	TBA
Jacksonville State at Georgia	TBA
9-East Tennessee State at Arkansas	TBA
28 (Sat.) 17-Florida vs. UMass/Rutgers [HDNet]	TBA
18-Miss. State vs. Old Dominion/Missouri	TBA
29 (Sun) Texas A&M-CC at Ole Miss	3:00 p.m. CT
16-Alabama vs. TBD	TBA
South Alabama at Arkansas	TBA
30 (Mon) 19-UK vs. UNC Asheville [FSN]	7:00 p.m. ET
DECEMBER	
1 (Tues) Florida A&M at Florida [FSN]	7:00 p.m. ET
UL-Lafayette at LSU [CST]	6:30 p.m. CT
Auburn at Alabama A&M	TBA
2 (Wed) W. Kentucky at S. Carolina [SS]	7:00 p.m. ET
ETSU at Tennessee	7:30 p.m. ET
Ole Miss at Arkansas State	7:00 p.m. CT
North Florida at Alabama	7:00 p.m. CT
Arkansas at Oklahoma [SSN]	7:00 p.m. CT
Missouri at Vanderbilt [ESPNU]	8:30 p.m. CT
St. Louis at Georgia	TBA
4 (Fri) Florida at Jacksonville [FSN-FL]	7:00 p.m. ET
Troy at Auburn	7:00 p.m. CT
5 (Sat) N. Carolina at Kentucky [CBS]	12:30 p.m. ET
Southern Miss at Ole Miss [FSN]	Noon CT
Louisiana-Monroe at Alabama	Noon CT
St. Bonaventure at Mississippi State	1:00 p.m. CT
DePaul at Vanderbilt	3:00 p.m. CT
Mississippi Valley State at Arkansas	TBA
6 (Sun) S. Carolina at Clemson [FSN]	1:00 p.m. ET
Georgia at Virginia Tech	TBA
7 (Mon) Virginia at Auburn [CSS]	7:00 p.m. CT
Delaware State at Arkansas	TBA
8 (Tues) Vanderbilt at Illinois [BTN]	7:30 p.m. CT
9 (Wed) 20-Georgia vs. St. John's [ESPN2]	7:00 p.m. ET
20-Kentucky vs. Connecticut [ESPN]	9:30 p.m. ET
10 (Thurs) 21-Miss. St. vs. DePaul [ESPN2]	5:30 p.m. CT
21-Florida vs. Syracuse [ESPN]	9:00 p.m. ET
11 (Fri) 22-Tennessee vs. MTSU	7:00 p.m. ET
22-Vanderbilt vs. W. Kentucky	TBA
12 (Sat) Kentucky at Indiana [CBS]	Noon ET
McNeese State at Ole Miss	1:00 p.m. CT
23-Miss. State vs. UCLA	3:30 p.m. CT
Northwestern St. at LSU	7:00 p.m. CT
Purdue at Alabama [ESPN2]	8:00 p.m. CT
14 (Mon) SE Louisiana at LSU	7:00 p.m. CT
15 (Tues) Wyoming at Tennessee [ESPN2]	7:00 p.m. ET
16 (Wed) Richmond at S. Carolina [SS]	7:00 p.m. ET
Wright State at Miss. State [ESPN2]	6:00 p.m. CT
24-Ole Miss vs. UTEP	7:00 p.m. CT
Samford at Alabama	7:00 p.m. CT
Alabama State at Arkansas	TBA
17 (Thurs) Nicholls St. at LSU [CST]	7:00 p.m. CT
Auburn at Florida State	TBA
19 (Sat) Centenary at Ole Miss	1:00 p.m. CT
Rice at LSU [CST]	1:00 p.m. CT
Tennessee State at Vanderbilt	3:00 p.m. CT
Austin Peay at Kentucky [CSS]	4:00 p.m. ET
Miss. State at Houston	4:00 p.m. CT
25-Florida vs. Richmond [SUN]	6:30 p.m. ET
26-Georgia vs. Illinois [ESPNU]	7:00 p.m. ET
South Carolina at Wofford [SS]	7:00 p.m. ET
Tennessee at Southern Cal	TBA
27-Alabama vs. Kansas State	TBA
Stephen F. Austin at Arkansas	TBA
20 (Sun) Sam Houston St. at Auburn [CSS]	1:00 p.m. CT
21 (Mon) Drexel at UK [ESPNU]	7:00 p.m. ET
Furman at South Carolina [SS]	7:00 p.m. ET
Mercer at Vanderbilt	7:00 p.m. CT

22 (Tues) S. Alabama at UF [CSS]	7:00 p.m. ET
Alabama St. at Auburn	7:00 p.m. CT
29-Miss. State vs. Centenary	7:00 p.m. CT
28-LSU vs. Washington State	TBA
Missouri State at Arkansas	TBA
23 (Wed) Long Beach St. at UK [FSN]	1:00 p.m. ET
NC A&T at Tennessee [CSS]	7:00 p.m. ET
Mercer at Alabama	7:00 p.m. CT
Ole Miss at West Virginia [ESPN2]	6:30 p.m. CT
Florida Atlantic at Georgia	TBA
28 (Mon) American at Florida [FSN]	7:00 p.m. ET
Miss. Valley State at Miss. State	7:00 p.m. CT
29 (Tues.) LSU at Xavier [ESPNU]	6:00 p.m. CT
Hartford at Kentucky [ESPN2]	7:00 p.m. ET
Charleston Southern at Auburn	7:00 p.m. CT
Jacksonville State at Ole Miss	7:00 p.m. CT
30 (Wed) Presbyt. at Florida [CSS]	7:00 p.m. ET
Manhattan at Vanderbilt	7:00 p.m. CT
Tenn. St. at Alabama	7:30 p.m. CT
30-Arkansas vs. Baylor [ESPN2]	8:00 p.m. CT
S. Carolina at Boston College [ESPNU]	9:00 p.m. ET
Pepperdine at Georgia	TBA
31 (Thurs) UT at Memphis [ESPN2]	4:00 p.m. ET
Mississippi State at San Diego	TBA
JANUARY	
2 (Sat) Baylor at South Carolina [FSN]	1:00 p.m. ET
Ga Southern at Auburn	1:00 p.m. CT
Southern Miss at Vanderbilt [FSN]	2:00 p.m. CT
Louisville at Kentucky [CBS]	3:30 p.m. ET
Georgia at Missouri	4:00 p.m. ET
Utah at LSU [CSS]	7:00 p.m. CT
UAB at Arkansas	TBA
3 (Sun) Florida at NC State [FSN]	3:00 p.m. ET
4 (Mon) McNeese State at LSU	7:00 p.m. CT
Miss. State at W. Kentucky	7:00 p.m. CT
MTSU at Vanderbilt [FSN]	8:00 p.m. CT
Alabama at Toledo	TBA
5 (Tues.) Texas at Arkansas [ESPN2]	6:00 p.m. CT
Longwood at South Carolina [FSN]	7:00 p.m. ET
Georgia Tech at Georgia [CSS]	7:00 p.m. ET
West Georgia at Auburn	7:00 p.m. CT
UCF at Ole Miss	7:00 p.m. ET
6 (Wed) Charlotte at Tennessee [CSS]	7:00 p.m. ET
9 (Sat) *UF at Vanderbilt [ESPN2 and 360]	11:00 a.m. CT
*S. Carolina at Auburn [SEC Network]	12:30 p.m. CT
*Miss. State at Ole Miss [SEC Network]	12:30 p.m. CT
*Georgia at Kentucky [SEC Network]	4:00 p.m. ET
*Alabama at LSU [FSN]	4:00 p.m. CT
10 (Sun) Kansas at Tennessee [CBS]	1:30/4:30 p.m. ET
12 (Tues) *UK at UF [ESPN and 360]	9:00 p.m. ET
13 (Wed) *Ole Miss at UGA [SEC Network]	8:00 p.m. ET
*LSU at South Carolina [SEC Network]	8:00 p.m. ET
*Vanderbilt at Alabama [CSS]	8:00 p.m. CT
14 (Thurs) *Arkansas at Miss. State [ESPNU]	6:00 p.m. CT
*Auburn at Tennessee [ESPN2 and 360]	7:00 p.m. ET
16 (Sat) *Alabama at Ark. [SEC Network]	12:30 p.m. CT
*Ole Miss at Tennessee [SEC Network]	1:30 p.m. ET
*Georgia at Miss. State [ESPN2 and 360]	2:00 p.m. CT
*Kentucky at Auburn [SEC Network]	3:00 p.m. CT
*Vanderbilt at South Carolina [CSS]	6:00 p.m. ET
*LSU at Florida [FSN]	8:00 p.m. ET
19 (Tues) *UT at Alabama [ESPN and 360]	6:00 p.m. CT
20 (Wed) *Auburn at LSU [SEC Network]	7:00 p.m. CT
*South Carolina at Ole Miss [CSS]	8:00 p.m. CT
21 (Thurs) *UF at Ark. [ESPN2 and 360]	8:00 p.m. CT
23 (Sat) *Miss. State at Alabama [CBS]	11:00 a.m. CT
*Auburn at Vanderbilt [SEC Network]	12:30 p.m. CT
*Ole Miss at LSU [SEC Network]	12:30 p.m. CT
*Arkansas at Kentucky [SEC Network]	4:00 p.m. ET
*Tennessee at Georgia [FSN]	5:00 p.m. ET
*South Carolina at Florida [ESPN and 360]	6:00 p.m. ET
26 (Tues) *UK at S. Carolina [ESPN and 360]	9:00 p.m. ET
27 (Wed) *Georgia at Florida [CSS]	7:00 p.m. ET
*Vanderbilt at Tennessee [ESPNU]	7:00 p.m. ET
*LSU at Alabama [SEC Network]	7:00 p.m. CT
28 (Thurs) *Ole Miss at Auburn [ESPNU]	8:00 p.m. CT
*Miss. St. at Arkansas [ESPN2 and 360]	8:00 p.m. CT
30 (Sat) *LSU at Miss. State [SEC Network]	12:30 p.m. CT
*Alabama at Auburn [SEC Network]	3:00 p.m. CT
*Arkansas at Ole Miss [SEC Network]	3:00 p.m. ET
*Vanderbilt at UK [ESPN and 360]	4:00 p.m. ET
*Georgia at South Carolina [FSN]	7:00 p.m. ET
31 (Sun) *Florida at Tennessee [CBS]	1:00 p.m. ET
FEBRUARY	
2 (Tues) *Ole Miss at UK [ESPN and 360]	7:00 p.m. ET
3 (Wed) *Arkansas at Georgia [CSS]	7:00 p.m. ET
*Miss. State at Vanderbilt [SEC Network]	7:00 p.m. CT
4 (Thurs) *Florida at Alabama [ESPNU]	6:00 p.m. CT
*Tennessee at LSU [ESPN2 and 360]	8:00 p.m. CT
6 (Sat) *Auburn at Ark. [SEC Network]	12:30 p.m. CT
*Miss. State at Florida [SEC Network]	1:30 p.m. ET

*Kentucky at LSU [SEC Network]	3:00 p.m. CT
*Alabama at Ole Miss [FSN]	5:00 p.m. CT
*S. Carolina at Tennessee [ESPN and 360]	6:00 p.m. ET
*Vanderbilt at Georgia [FSN]	8:00 p.m. ET
9 (Tues) *UT at Vanderbilt [ESPN and 360]	6:00 p.m. CT
*Alabama at Kentucky [ESPNU]	9:00 p.m. ET
10 (Wed) *LSU at Arkansas [SEC Network]	7:00 p.m. CT
*Florida at South Carolina [SEC Network]	8:00 p.m. ET
*Georgia at Auburn [CSS]	8:00 p.m. CT
11 (Thurs) *Ole Miss at Miss. State [ESPN2 and 360]	8:00 p.m. CT
13 (Sat) *LSU at Vanderbilt [SEC Network]	12:30 p.m. CT
*Arkansas at Alabama [SEC Network]	3:00 p.m. CT
*South Carolina at Georgia [SEC Network]	4:00 p.m. ET
Xavier at Florida [ESPN and 360]	6:00 p.m. ET
*Auburn at Mississippi State [FSN]	6:00 p.m. CT
*UT at UK [ESPN and 360]	9:00 p.m. ET
16 (Tues) *UK at Miss. State [ESPN and 360]	8:00 p.m. CT
17 (Wed) *Georgia at UT [SEC Network]	8:00 p.m. ET
*South Carolina at Arkansas [CSS]	8:00 p.m. CT
18 (Thurs) *Vanderbilt at Ole Miss [ESPNU]	6:00 p.m. CT
*Auburn at Florida [ESPN2 and 360]	7:00 p.m. ET
20 (Sat) *Florida at Ole Miss [CBS]	11:00 a.m. CT
*Tennessee at S. Carolina [SEC Network]	1:30 p.m. ET
*Miss. State at LSU [SEC Network]	3:00 p.m. CT
*Alabama at Georgia [SEC Network]	4:00 p.m. ET
*UK at Vanderbilt [ESPN and 360]	5:00 p.m. CT
*Arkansas at Auburn [FSN]	6:00 p.m. CT
23 (Tues) *UT at Florida [ESPN and 360]	9:00 p.m. ET
24 (Wed) *Auburn at Ole Miss [SEC Network]	7:00 p.m. CT
*Arkansas at LSU [SEC Network]	7:00 p.m. CT
*Alabama at Miss. State [CSS]	8:00 p.m. CT
25 (Thurs) *Georgia at Vanderbilt [ESPNU]	6:00 p.m. CT
*S. Carolina at Kentucky [ESPN2 and 360]	9:00 p.m. ET
27 (Sat) *Kentucky at Tennessee [CBS]	Noon ET
*Vanderbilt at Arkansas [SEC Network]	12:30 p.m. CT
*Ole Miss at Alabama [ESPN2 and 360]	1:00 p.m. CT
*Florida at Georgia [SEC Network]	4:00 p.m. ET
*Miss. at South Carolina [ESPN and 360]	6:00 p.m. CT
*LSU at Auburn [FSN]	6:00 p.m. CT
MARCH	
2 (Tues) *Vanderbilt at Florida [ESPN and 360]	7:00 p.m. ET
3 (Wed) *Alabama at S. Carolina [ESPNU]	7:00 p.m. ET
*Arkansas at Tennessee [CSS]	7:00 p.m. ET
*Miss. State at Auburn [SEC Network]	7:00 p.m. CT
*Kentucky at Georgia [SEC Network]	8:00 p.m. ET
4 (Thurs) *LSU at Ole Miss [ESPN2 and 360]	8:00 p.m. CT
6 (Sat) *Auburn at Alabama [SEC Network]	12:30 p.m. CT
*S. Carolina at Vanderbilt [ESPN2 and 360]	1:00 p.m. CT
*Ole Miss at Arkansas [SEC Network]	3:00 p.m. CT
*Georgia at LSU [FSN]	4:00 p.m. CT
*Tennessee at Miss. State [ESPN and 360]	5:00 p.m. CT
7 (Sun) *Florida at Kentucky [CBS]	Noon ET
2010 SEC Men's Basketball Tournament	
Sommet Center, Nashville, Tenn.	
11 (Thurs) SEC Tourny Game 1 [SEC Network]	Noon CT
SEC Tourny Game 2 [SEC Network]	2:15 p.m. CT
SEC Tourny Game 3 [SEC Network]	6:30 p.m. CT
SEC Tourny Game 4 [SEC Network]	8:45 p.m. CT
12 (Fri) SEC Tourny Game 5 [SEC Network]	Noon CT
SEC Tourny Game 6 [SEC Network]	2:15 p.m. CT
SEC Tourny Game 7 [SEC Network]	6:30 p.m. CT
SEC Tourny Game 8 [SEC Network]	8:45 p.m. CT
13 (Sat) SEC Tourny Game 9 [ABC]	Noon CT
SEC Tourny Game 10 [ABC]	2:15 p.m. CT
14 (Sun) Championship Game (Game 11) [ABC]	Noon CT
SCHEDULE KEY	
*SEC Game;	
[] TV Game;	
1-Glenn Wilkes Classic (Auburn, Ala.);	
2-NIT Season Tip-Off (Baton Rouge, La.);	
3-Hall of Fame Classic (St. Louis, Mo.);	
4-Legends Classic (Gainesville, Fla.);	
5-Cancun Challenge (Lexington, Ky.);	
6-O'Reilly Auto Parts Puerto Rico Tip-Off (San Juan, Puerto Rico);	
7-Charleston Classic (Charleston, S.C.);	
8-U.S. Virgin Islands Paradise Jam (St. Thomas, Virgin Islands);	
9-Hall of Fame Classic (Fayetteville, Ark.);	
10-Glenn Wilkes Classic (Daytona Beach, Fla.);	
11-South Padre Invitational (Starkville, Miss.);	
12-Maui Invitational (Lahaina, Maui, Hawaii);	
13-NIT Season Tip-Off (Baton Rouge, La.);	
14-Cancun Challenge (Cancun, Mexico);	
15-NIT Season Tip-Off (New York, N.Y.);	
16-Old Spice Classic (Orlando, Fla.);	
17-Legends Classic (Atlantic City, N.J.);	
18-South Padre Invitational (South Padre Island, Texas);	
19-at Louisville;	
20-SEC/Big East Invitational (New York, N.Y.);	
21-SEC/Big East Invitational (Tampa, Fla.);	
22-Sun Belt Classic (Nashville, Tenn.);	

23-Wooden Classic (Anaheim, Calif.);
24-at Southaven, Miss.;
25-Orange Bowl Classic (Sunrise, Fla.);
26-at Duluth, Ga.;
27-at Mobile, Ala.;
28-Cougar Hardwood Classic (Seattle, Wash.);
29-at Jackson, Miss.; 30-at North Little Rock, Ark.

TELEVISION KEY
 ESPN2: Netflix, either ESPN or ESPN2 (determined 7-10 days out)
 ESPN2/U: Netflix, either ESPN2 or ESPNU (determined 7-10 days out)
 360: ESPN360.com
 FSN: FSN South
 CSS: Comcast Sports Southeast
 RSP: Razorback Sports Properties
 BBSN: Big Blue Sports Network
 CST: Cox Sports Television
 FSN-FL: FSN Florida
 BTN: Big Ten Network
 SS: SportSouth
 SUN: Sun Sports
 HDNet
 SSN: Sooner Sports Network



Perry Wallace became the first African American to play SEC Basketball in 1967.



RECORDS & HISTORY



COMMODORE TIMELINE



VANDERBILT®

VANDERBILT HISTORY AT A GLANCE

All-Time Record	1423-1015 (.584)	First Team All-Americans	6
First Game	1900, L 22-19 to Nashville YMCA	Total Weeks Ranked in AP Poll.....	167
NCAA Appearances	10 (1965, 1974, 1988, 1989, 1991, 1993, 1997, 2004, 2007, 2008)	Consecutive Weeks Ranked in AP Poll.....	18 (1966, 1967)
NCAA Tournament Record.....	9-11 (.450)	Highest Ranking in AP Poll	No. 2 (12/28/65)
Best NCAA Tournament Finish.....	Elite 8 in 1965 (Field of 23); Sweet 16 in 1988, 1993, 2004, 2007 (Field of 64 or 65)	Overall Record at Memorial Gym.....	682-188 (.784)
NIT Appearances	11 (1983, 1987, 1990, 1992, 1994, 1996, 1998, 2000, 2002, 2005, 2006)	Undefeated Seasons at Memorial Gym	6
NIT Record	18-10 (.643)	Most Home Wins in a Season.....	19 in 2008
SEC Titles	3, (1965, 1974, 1993)	All-Time Leading Scorer.....	Shan Foster (2005-08); 2,011 points
SEC Players of the Year (AP)	6	1,000-point scorers	39
Players Named SEC First Team (AP)	19	Most Career Rebounds.....	Clyde Lee (1964-66); 1,223
Winningest Head Coach	Roy Skinner (1959, 1962-1976) 278-135 (.673)	Most Career 3-Pointers	Shan Foster (2005-08); 367
All-Time Lettermen.....	549	Most Career Free Throws	Bobby Thym (1954-57); 453
		Most Career Assists	Atiba Prater (1996-2000); 517
		Most Career Steals	Drew Maddux (1994-98) and Frank Seckar (1993-1996); 214
		Most Career Blocks	Will Perdue (1984, 1986-88); 157

1893 (Feb. 7) — Vanderbilt plays in first ever basketball game involving a college against the Nashville YMCA.

1900 (Dec. 15) — Vanderbilt plays its first varsity basketball game, losing 22-19 to the YMCA Ramblers. Vanderbilt would even its all-time mark at 1-1 in its next game, beating the same Rambler squad 24-9.

1902 — Vanderbilt hits the road for the first time, heading to Birmingham to take on Howard College. The Commodores learn for the first time that it's harder to win on the road and fall to Howard, 33-23.

1903 — Perfection! The Commodores record the first, and only, undefeated season in school history, going 6-0. A 24-21 win over Cumberland in the season finale is the closest game of the year.

1909 — The Commodores tickle the twines like never before, breaking the 50-point barrier for the first time in a 52-23 win over the Chattanooga Ramblers. It would be another 45 years before Vanderbilt would break the next major scoring milestone, hitting triple digits for the first time in a 104-88 win over Washington & Lee in the second game of the 1954-55 season.

1913 — G.T. Denton, an assistant football coach, becomes Vanderbilt's full-time basketball coach.

1920 — The Commodores begin the Roaring Twenties on the right foot by winning the school's first league championship. Vanderbilt wins the Southern Intercollegiate Athletic Association championship with a 14-4 record.

1927 — Vanderbilt records the first of the school's 14 20-win seasons by compiling a 20-4 record under coach Josh Cody. The Commodores also win their second championship, this time, taking the Southern Conference crown.

1938 — Brant "Pinky" Lipscomb makes his debut

in a Commodore uniform. With his unique left-handed running hook, Lipscomb twice is named to the SEC All-Tournament team and sets several tournament and school scoring records. Adolph Rupp later calls Lipscomb one of the best players ever to face his Kentucky squads.

1944, 1945 — Due to World War II, the Commodores play an informal schedule.



Vanderbilt players pose for a team photo following their win over Virginia, 90-83, in the first game played in Memorial Gymnasium on Dec. 6, 1952.

COMMODORE TIMELINE



1947 — Perhaps the most important moment in the growth of Vanderbilt basketball, the Commodores are shellacked 98-29 by Adolph Rupp's Kentucky Wildcats in the SEC Tournament. The defeat spurs athletic director Red Sanders to hire Bob Polk, Vanderbilt's first basketball-only coach. Soon, scholarships would be awarded to basketball players and plans for a gym on campus were underway.

1950 — Billy Joe Adcock becomes the school's first All-American and first All-SEC player, averaging 17.1 points per game. Adcock's 1947-48 scoring average leads the SEC, the first Commodore to win the conference scoring title.

1951 — Under the direction of coach Bob Polk and captain George Kelley, Vanderbilt wins the SEC Tournament in Louisville with an upset win over Kentucky. Legend has it that "Kentucky" was already inscribed on the tournament trophy when the Commodores pulled out the 61-57 win.

1952 — Brand new Memorial Gymnasium makes its debut December 6 as the Commodores beat Virginia 90-83 in the home opener. Apparently encouraged by the new surroundings, the Commodores launch 120 shots in the next game, against David Lipscomb, still a school record.



Clyde Lee helps lead the Commodores to their SEC Championship in 1965. The following season, he earns All-America status averaging 22.6 points as a senior.

1956 — Memorial Gym Magic! Vanderbilt records its first undefeated home season in the gym, compiling a 13-0 mark at Memorial Gym. It is the first of five perfect seasons in the gym, the last coming in 1993.

1957 — Bobby Thym ends his Vanderbilt career with 1,403 points. He'll be Vanderbilt's all-time leading scorer until Clyde Lee breaks his mark in 1966.

1965 — Vanderbilt wins its first SEC Championship, recording a 24-4 record under coach Roy Skinner. Clyde Lee, John Ed Miller and Snake Grace each earn All-SEC honors. The Commodores advance to the NCAA's Elite Eight before dropping an 87-85 heartbreaker to Michigan. It is the first of four consecutive 20-win seasons under Skinner.

1966 — Clyde Lee's All-American season. Lee averages 22.6 points per game and is at the time the school's all-time leading scorer. He also leads the SEC in rebounding for the third straight year. The Commodores finish second in the SEC with an overall record of 22-4.

1967 — The color barrier is finally broken in the Southeastern Conference, as Vanderbilt's Perry Wallace becomes the league's first African-American scholarship basketball player in the 1967-68 season. Wallace remains poised in the face of threats and taunting throughout his career, is voted Vanderbilt's most popular student as a senior, and is now a professor of law at American University in Washington, D.C.

1969 — Tom Hagan earns All-American honors, averaging a school-record 23.4 points per game. On March 8, he sets the Vanderbilt single-game scoring record with 44 points at Mississippi State.

1970 — Without benefit of the 3-point shot or the shot clock, Vanderbilt set a school record that still stands by scoring 130 points in a win over Mississippi.

1974 — With future head coach Jan van Breda Kolff playing every position on the court; Vanderbilt wins its second SEC championship. The Commodores record winning streak of 10 and 11 games and finish 23-5. Skinner wins the third of his four SEC Coach of the Year awards.

1975 — The senior season for the F-Troop—Jeff Fosnes, Butch Feher, and Joe Ford. Fosnes becomes Vanderbilt's initial first-team Academic All-American.

1977 — The Commodore faithful turn out in record numbers, as Vanderbilt ranks fourth in the nation in average home attendance at 14,131.

1981 — Two of Vanderbilt's most prolific scorers, Charles Davis and Mike Rhodes, sink their final baskets. The teammates


tie for the Vanderbilt record for career field goals, each making 683.

1985 — Phil Cox scores his last point, number 1,725 of his career. He ranks as Vanderbilt's all-time leading scorer until Matt Freije ends his Commodore career with 1,891 points at the close of the 2004 season.

1988 — The Commodores advance to the Sweet 16 of the NCAA Tournament in dramatic fashion as Barry Goheen drains two three pointers in the last five seconds against Pittsburgh. The Commodores go on to win the game 80-74 in overtime.



Vanderbilt's Perry Wallace became the first African-American scholarship basketball player in the SEC when he took the court for the 1967-68 season.



Billy McCaffrey is second - only to Clyde Lee - as the fastest Commodore to reach 1,000 points.

COMMODORES®



COMMODORE TIMELINE



The 2003-04 Commodores posed for a team photo on the TD Waterhouse floor in Orlando following their thrilling come-from-behind win over N.C. State in the second round of the NCAA Tournament.

1989 — Vanderbilt defeats Texas, 94-79, the 500th career win for head coach C.M. Newton.

1990 — In a year in which the Commodores lose nine of 12 games in one stretch, Vanderbilt comes roaring back with a late-season surge to earn a berth in the NIT. The Commodores overcome huge first-half deficits against Louisiana Tech and Tennessee in the first two rounds and go on to take the school's first NIT championship, beating Saint Louis 74-72. Scott Draud is named the MVP of the NIT.

1993 — With junior guard Billy McCaffrey leading the way, Vanderbilt wins its third SEC title in history and makes another appearance in the NCAA Sweet 16. The Commodores set a school record for victories with 28. McCaffrey, in his first year at VU, earns All-America honors and senior captain Bruce Elder is named the Academic All-American of the Year. Eddie Fogler is the consensus National Coach of the Year.

1994 — Jan van Breda Kolff returns to Memorial Gym as Vanderbilt's head coach, posting the best winning percentage ever for a first-year Commodores head man. Vanderbilt makes its second appearance in the NIT championship game, falling 80-73 to Villanova. McCaffrey becomes just the second Vanderbilt player to average 20 points per game in consecutive seasons, the first being Clyde Lee.

1995 — Ronnie McMahan concludes his career at Vanderbilt just six points shy of becoming the school's all-time leading scorer. McMahan does finish his career as VU's all-time leading 3-point shooter and one of the top 10 leaders in assists, steals and blocked shots.

1996 — The Commodores posted an 18-14 record and advanced to the NIT where they defeat Arkansas-Little Rock in the first round. Vanderbilt upsets No. 4 UCLA at the Maui Invitational. Senior Frank Seckar finished his

career 16th on Vanderbilt's all-time scoring list with 1,317 points.

1997 — Vanderbilt advanced to its seventh NCAA Tournament in program history. The Commodores made a charge at the end of the regular season, winning eight of their last 10 SEC games to finish 19-12.

1998 — Under the senior leadership of Drew Maddux, Austin Bates and Billy Di Spaltro, Vanderbilt posted a 20-13 season. The team advanced to the NIT where the Commodores defeat Wake Forest in the first round. Maddux was named First-Team All-SEC and finished his career fifth on Vanderbilt's all-time scoring list with 1,689 points. Bates finished his career 31st on Vanderbilt's all-time scoring list with 1,020 points.

2000 — Vanderbilt welcomes new head coach Kevin Stallings from Illinois State. Stallings takes the same team that finished 14-15 in 1999 and leads them to a 19-11 record and a berth in the NIT. Senior forward Dan Langhi is named SEC Player of the Year after leading the conference and finishing ninth in scoring with 22.1 points per game. Senior guard Atiba Prater moves into first on place Vanderbilt's all-time career assist list with 517.

2002 — Vanderbilt advances to the postseason for the 16th time in program history and finishes with a 17-15 record. Wins at Tennessee and at home against No. 11 Kentucky in the final week of the regular season push the Commodores to their ninth NIT appearance. With a 59-50 win over Houston in the opening round of the NIT, Vanderbilt earns its first postseason victory since the 1997-98 season.

2004 — The Commodores record the best start in program history at 12-0, defeat five nationally ranked teams and advance to the Sweet 16 of the NCAA Tournament for the first time since 1993. Vanderbilt sets the school mark for home wins (15), ranks among the AP Top 25 for five weeks, and finishes the year with a 23-10 overall mark. Matt Freije

becomes the school's all-time scorer, averaging a career-high 18.4 points as a senior and finishing with 1,891 career points.

2005 — Vanderbilt records its first back-to-back 20-win seasons since the 1993 & 1994 campaigns, posting a 20-14 overall mark while advancing to the quarterfinals of the NIT. The Commodores set school records for 3-pointers made (322) and attempted (837) as both marks rank among the top five in SEC history. Vanderbilt sets the school record for home wins with 17.

2007 — Vanderbilt comes within three seconds of advancing to the program's first NCAA regional final appearance since 1965, dropping a 66-65 decision to Georgetown in the East Regional semifinals. The Commodores posted a 22-12 overall mark, finished second in the SEC Eastern Division at 10-6 and defeated seven nationally ranked teams, including top-ranked and eventual national champion Florida. Senior swingman Derrick Byars is named SEC Player of the Year while Kevin Stallings earns SEC Coach of the Year accolades.

2008 — The Commodores advanced to the NCAA Tournament for consecutive seasons for the first time since 1988 and 1989, and featured the SEC's Player of the Year in Shan Foster, the second year in a row a Vanderbilt player captured the honor. Vanderbilt was ranked for the final 16 weeks of the regular season in the AP poll, and tied the 1992-93 team for the most regular season wins in program history (25). The Commodores also posted an undefeated year at Memorial Gym, winning a program best 19 games in the 56 year history of the facility.

2009 — Vanderbilt finished the season 19-12 and missed out on the postseason for the first time since 2003. However, the Commodores sported no seniors on the roster and was slotted as the eighth youngest team in the nation. Sophomore A.J. Ogilvy made the All-SEC second team and forward Jeffery Taylor made the All-Freshman team.

POSTSEASON HISTORY



VANDERBILT AT THE NCAA TOURNAMENT

NCAA Tournament Appearances.....	10
Tournament Record.....	9-11 (.454)
Total Tournament Games.....	20
Last Appearance.....	2008; Lost to Siena
.....	in the First Round of Midwest Regional
Best Finishes.....	Elite 8 (1965: field of 23)
.....	Sweet 16 (1988, 1993: field of 64; 2004, 2007: field of 65)



VANDERBILT AT THE NATIONAL INVITATION TOURNAMENT

NIT Appearances.....	11 (1983, 1987, 1990, 1992, 1994
.....	1996, 1998, 2000, 2002, 2005, 2006)
Tournament Record.....	18-10 (.643)
Total Tournament Games.....	28
Last Appearance.....	2006; Lost at Notre Dame in First Round
Best Finishes.....	Champion (1990); Runner-Up (1994)

POSTSEASON TOURNAMENT RESULTS

1965 NCAA Tournament (1-1)

Date	Score	Site (Round)
March 12	Vanderbilt 83, DePaul 78 (OT)	Lexington, Ky. (Mideast-First Round)
March 13	Michigan 87, Vanderbilt 85	Lexington, Ky. (Mideast-Second Round)

1974 NCAA Tournament (0-2)

Date	Score	Site (Round)
March 14	Marquette 69, Vanderbilt 61	Tuscaloosa, Ala. (Mideast-Semifinals)
March 16	Notre Dame 118, Vanderbilt 88	Tuscaloosa, Ala. (Mideast-Third Place)

1983 National Invitation Tournament (1-1)

Date	Score	Site (Round)
March 15	Vanderbilt 79, East Tennessee State 74	Nashville (First Round)
March 21	Wake Forest 75, Vanderbilt 68	Nashville (Second Round)

1987 National Invitation Tournament (2-1)

Date	Score	Site (Round)
March 12	Vanderbilt 74, Jacksonville 72	Nashville (First Round)
March 16	Vanderbilt 109, Florida State 92	Nashville (Second Round)
March 21	Southern Miss 95, Vanderbilt 88	Nashville (Quarterfinals)

1988 NCAA Tournament (2-1)

Date	Score	Site (Round)
March 18	[7] Vanderbilt 80, [10] Utah State 77	Lincoln, Neb. (Midwest-First Round)
March 20	[7] Vanderbilt 80, [2] Pittsburgh 77 (OT)	Lincoln, Neb. (Midwest-Second Round)
March 25	[2] Kansas 77, [7] Vanderbilt 64	Pontiac, Mich. (Midwest-Semifinals)

1989 NCAA Tournament (0-1)

Date	Score	Site (Round)
March 17	[9] Notre Dame 81, [8] Vanderbilt 65	Providence, R.I. (East-First Round)

1990 National Invitation Tournament (5-0)

Date	Score	Site (Round)
March 17	Vanderbilt 98, Louisiana Tech 90 (OT)	Nashville (First Round)
March 19	Vanderbilt 89, Tennessee 85	Nashville (Second Round)
March 21	Vanderbilt 88, New Orleans 65	Nashville (Quarterfinals)
March 26	Vanderbilt 75, Penn State 62	New York, N.Y. (Semifinals)
March 28	Vanderbilt 74, Saint Louis 72	New York, N.Y. (Finals)

1991 NCAA Tournament (0-1)

Date	Score	Site (Round)
March 15	[8] Georgetown 70, [9] Vanderbilt 60	Tucson, Ariz. (West-First Round)

NCAA TOURNAMENT APPEARANCES

Year	(Region)
1965.....	(Mideast)
1974.....	(Mideast)
1988.....	(Midwest)
1989.....	(East)
1991.....	(West)
1993.....	(West)
1997.....	(Midwest)
2004.....	(Phoenix)
2007.....	(East)
2008.....	(Midwest)

VANDERBILT VS. ALL OPPONENTS AT THE NCAA TOURNAMENT

Boise State.....	1-0
Connecticut.....	0-1
DePaul.....	1-0
Georgetown.....	0-2
George Washington.....	1-0
Illinois.....	1-0
Kansas.....	0-1
Marquette.....	0-1
Michigan.....	0-1
North Carolina State.....	1-0
Notre Dame.....	0-2
Pittsburgh.....	1-0
Siena.....	0-1
Temple.....	0-1
Utah State.....	1-0
Washington State.....	1-0
Western Michigan.....	1-0
Xavier.....	0-1
Totals	9-11

COMMODORES®



POSTSEASON HISTORY

RECORD BY REGIONAL ROUND

First Round.....	4-5
Second Round.....	4-1
Regional Semifinal.....	1-4
Regional Final.....	0-1
Consolation.....	0-1

RECORD AT NCAA TOURNAMENT SITES

Site	W-L
Auburn Hills, Mich.	0-1
East Rutherford, N.J.	0-1
Lexington, Ky.	1-1
Lincoln, Neb.	2-0
Orlando, Fla.	2-0
Phoenix, Ariz.	0-1
Pontiac, Mich.	0-1
Providence, R.I.	0-1
Sacramento, Calif.	2-0
Salt Lake City, Utah	2-0
Seattle, Wash.	0-1
Tampa, Fla.	0-1
Tucson, Ariz.	0-1
Tuscaloosa, Ala.	0-2

RECORD VS. SEEDS IN NCAA TOURNAMENT

Vs. Seed	W-L	Last Faced (Opponent)
No. 2.....	1-2	2007 (Georgetown)
No. 3.....	2-0	2007 (Wash. State)
No. 6.....	1-1	1993 (Illinois)
No. 7.....	0-2	1997 (Xavier)
No. 8.....	0-1	1991 (Georgetown)
No. 9.....	0-1	1989 (Notre Dame)
No. 10.....	1-0	1988 (Utah State)
No. 11.....	2-0	2007 (George Washington)
No. 12.....	1-0	1993 (Boise State)
No. 13.....	0-1	2008 (Siena)

RECORD AS A SEED IN NCAA TOURNAMENT

Seed	W-L	Year(s)
No. 3.....	2-1	1993
No. 4.....	0-1	2008
No. 6.....	4-2	2004, 2007
No. 7.....	2-1	1988
No. 8.....	0-1	1989
No. 9.....	0-1	1991
No. 10.....	0-1	1997

1992 National Invitation Tournament (0-1)

Date	Score	Site (Round)
March 19	Rhode Island 68, Vanderbilt 63	Nashville (First Round)

1993 NCAA Tournament (2-1)

Date	Score	Site (Round)
March 18	[3] Vanderbilt 92, [14] Boise State 72	Salt Lake City, Utah (West-First Round)
March 20	[3] Vanderbilt 85, [6] Illinois 68	Salt Lake City, Utah (West-Second Round)
March 26	[7] Temple 67, [3] Vanderbilt 59	Seattle, Wash. (West-Semifinals)

1994 National Invitation Tournament (4-1)

Date	Score	Site (Round)
March 16	Vanderbilt 77, Oklahoma 67	Norman, Okla. (First Round)
March 21	Vanderbilt 78, New Orleans 59	Nashville (Second Round)
March 23	Vanderbilt 89, Clemson 74	Nashville (Quarterfinals)
March 28	Vanderbilt 82, Kansas State 76	New York, N.Y. (Semifinals)
March 30	Villanova 80, Vanderbilt 73	New York, N.Y. (Finals)

1996 National Invitation Tournament (1-1)

Date	Score	Site (Round)
March 13	Vanderbilt 86, Arkansas Little Rock 80	Nashville (First Round)
March 18	South Carolina 80, Vanderbilt 70	Columbia, S.C. (Second Round)

1997 NCAA Tournament (0-1)

Date	Score	Site (Round)
March 13	[7] Xavier 80, [10] Vanderbilt 68	Auburn Hills, Mich. (Midwest-First Round)

1998 National Invitation Tournament (3-1)

Date	Score	Site (Round)
March 11	Vanderbilt 73, St. Bonaventure 61	Nashville (First Round)
March 17	Vanderbilt 72, Wake Forest 68	Winston-Salem, N.C. (Second Round)
March 19	Georgia 79, Vanderbilt 65	Athens, Ga. (Quarterfinals)

2000 National Invitation Tournament (0-1)

Date	Score	Site (Round)
March 14	Wake Forest 83, Vanderbilt 68	Nashville (First Round)

2002 National Invitation Tournament (1-1)

Date	Score	Site (Round)
March 13	Vanderbilt 59, Houston 50	Nashville (First Round)
March 15	Louisiana Tech 83, Vanderbilt 68	Ruston, La. (Second Round)

2004 NCAA Tournament (2-1)

Date	Score	Site (Round)
March 19	[6] Vanderbilt 71, [11] W. Michigan 58	Orlando, Fla. (Phoenix-First Round)
March 21	[6] Vanderbilt 75, [3] N.C. State 73	Orlando, Fla. (Phoenix-Second Round)
March 25	[2] Connecticut 73, [6] Vanderbilt 53	Phoenix, Ariz. (Phoenix-Semifinals)

2005 National Invitation Tournament (2-1)

Date	Score	Site (Round)
March 16	Vanderbilt 67, Indiana 60	Bloomington, Ind. (First Round)
March 21	Vanderbilt 65, Wichita State 63	Nashville (Second Round)
March 23	Memphis 81, Vanderbilt 68	Memphis (Quarterfinals)

2006 National Invitation Tournament (0-1)

Date	Score	Site (Round)
March 15	Notre Dame 79, Vanderbilt 69	South Bend, Ind. (First Round)

2007 NCAA Tournament (2-1)

Date	Score	Site (Round)
March 15	[6] Vanderbilt 77, [11] G. Washington 44	Sacramento, Calif. (First Round)
March 17	[6] Vanderbilt 78, [3] Wash. St. 74 (2OT)	Sacramento, Calif. (Second Round)
March 23	[2] Georgetown 66, [6] Vanderbilt 65	East Rutherford, N.J. (East-Semifinal)

2008 NCAA Tournament (0-1)

Date	Score	Site (Round)
March 21	[13] Siena 83, [4] Vanderbilt 62	Tampa, Fla. (First Round)


[] - NCAA Tournament Seeds in Brackets

POSTSEASON TEAMS



2008 NCAA TOURNAMENT

The 2007-08 Vanderbilt Commodores
Front row (L-R): King Rice, Brad Frederick, Alan Metcalfe, Alex Gordon, Shan Foster, Ross Neltner, Head Coach Kevin Stallings, Tom Richardson, Dan Muller. **Back row:** Student Manager Justin Murphy, Student Manager Doug Browne, Student Athletic Trainer Chad Miles, Athletic Trainer Shannon Gordon, Davis Nwankwo, Elliott Cole, Charles Hinkle, Darshawn McClellan, Andre Walker, A.J. Ogilvy, Festus Ezeli, Joe Duffy, Jermaine Beal, George Drake, Keegan Bell, Strength and Conditioning Coach Mark Davis, Student Manager Julio Lupo, Student Manager Alex Bard, Student Manager Sam Ferry.
Not pictured: Jamie Graham



2007 NCAA TOURNAMENT



The 2006-07 Vanderbilt Commodores.
Front Row (L-R): King Rice, Brad Frederick, Head Coach Kevin Stallings, Derrick Byars, Ted Skuchas, Dan Cage, Tom Richardson, Dan Muller. **Back Row:** Student Manager Sam Ferry, Student Manager Alex Bard, Davis Nwankwo, Alex Gordon, Jermaine Beal, Shan Foster, Ross Neltner, Alan Metcalfe, JeJuan Brown, George Drake, Aubrey Hammond, Strength and Conditioning Coach Mark Davis, Athletic Trainer Mike Meyer, Student Manager Geoff Combs and Student Manager Julio Lupo.

2004 NCAA TOURNAMENT

The 2003-04 Vanderbilt Commodores.
Front Row (L-R): Jeff Jackson, Brad Frederick, Head Coach Kevin Stallings, Russell Lakey, Matt Freije, Martin Schnedlitz, Scott Hundley, Tom Richardson, Dan Muller, and James Strong. **Back Row:** Student Manager Simon Luge, Student Manager Martin Bahar, Student Manager Mike Streams, Student Manager Landon Gibbs, Mario Moore, LaBraun Andrews, Julian Terrell, Ted Skuchas, Dawid Przybyszewski, Corey Smith, Jason Holwerda, Dan Cage, Adam Payton, Academic Counselor Candice Storey, Strength and Conditioning Coach Mark Davis and Athletic Trainer Mike Meyer.



COMMODORES®



POSTSEASON TEAMS

1997 NCAA TOURNAMENT



The 1996-97 Vanderbilt Commodores.


Front Row (L-R): Head Coach Jan van Breda Kolff, Asst. Coach Chris Walker, Atiba Prater, Drew Maddux, Howard Pride, Pax Whitehead, Dan Langhi, Asst. Coach Brian Ayers, Strength Coach Todd Suttles.

Back Row: Athletic Trainer Tom Bossung, Student Athletic Trainer Ben Kamp, Vince Ford, Charlie Bennett, Austin Bates, Gianni Cugini, Billy Di Spaltro, James Strong, Brian Williams, Student Manager Chris Hubbuch, Student Manager Carter Bohn.


1993 NCAA TOURNAMENT

The 1992-1993 Vanderbilt Commodores.

Front Row (L-R): Assistant Coach Rick Callahan, Assistant Coach Neil Dougherty, Aaron Beth, Dan Hall, Kevin Anglin, Bruce Elder, Chris Lawson, Billy McCaffrey, Head Coach Eddie Fogler, Assistant Coach Jeff Lebo. **Back Row:** Student Manager Paul Nixon, Student Manager Kirk Sanders, Chad Sheron, Malik Evans, Chris Woods, Bryan Milburn, Ronnie McMahan, Frank Seckar, Athletic Trainer Paul Federici.



1991 NCAA TOURNAMENT



The 1990-91 Vanderbilt Commodores.

Front Row (L-R): Assistant Coach Neil Dougherty, Assistant Coach Rick Callahan, Head Coach Eddie Fogler, Todd Milholland, Steve Grant, Scott Draud, Charles Mayes, Fred Benjamin, Assistant Coach Mark Elliott, Assistant Coach Mike Petrone, Athletic Trainer Paul Federici. **Back Row:** Student Manager John Deahl, Aaron Beth, Matt Maloney, Morgan Wheat, Dan Hall, Rob Nunnery, John Amaechi, Bruce Elder, Kevin Anglin, Willy Daunic, Student Manager Jef Fowler.

POSTSEASON TEAMS



1989 NCAA TOURNAMENT



The 1988-89 Vanderbilt Commodores. Front Row (L-R): Head Coach C.M. Newton, Assistant Coach John Bostick, Assistant Coach Ed Martin, Derrick Wilcox, Barry Goheen, Barry Booker, Robbie Graham, Scott Draud, Assistant Coach Mark Elliott, Assistant Coach Mike Petrone, Athletic Trainer Paul Federici. **Back Row:** Student Manager Mike Carmody, Kevin Ogiby, Morgan Wheat, Steve Grant, Eric Reid, Todd Milholland, Fred Benjamin, Alberto Ballestra, Frank Kornet, Charles Mayes, James Amsler, Student Manager Sean Smith.

1988 NCAA TOURNAMENT



The 1987-88 Vanderbilt Commodores. Front Row (L-R): Head Coach C.M. Newton, Derrick Wilcox, Scott Draud, Barry Booker, Robert Thoele, Chip Rupp, Barry Goheen, James Amsler, Scott Laughinghouse, Mike Collett, Asst. Coach John Bostick. **Back Row:** Student Manager Abb Hayes, Assistant Coach Mark Elliot, Assistant Coach Ed Martin, Steve Grant, Eric Reid, Fred Behjamin, Will Perdue, Frank Kornet, Charles Mays, Athletic Trainer Tim Bream, Assistant Coach Mike Petrone, Student Manager Mike Carmody.

COMMODORES®



POSTSEASON TEAMS

1974 NCAA TOURNAMENT



The 1973-74 Vanderbilt Commodores. Front Row (L-R): Bill Ligon, Bob Chess, Jeff Fosnes, Jan van Breda Kolff, Lee Fowler, Spence Young, Warren McSwain. Back Row: Joe Ford, Butch Feher, Neil DeCourcy, Mike Moore, John Norton, Terry Compton.

1965 NCAA TOURNAMENT



The 1964-65 Vanderbilt Commodores. Front Row (L-R): John Ed Miller, Head Coach Roy Skinner, Assistant Coach Don Knodel, Kenny Campbell. Back Row: Athletic Trainer Joe Worden, Garner Petrie, Bob Grace, Ron Green, Wayne Calvert, Keith Thomas, Wayne Taylor, Kenny Gibbs, Clyde Lee, Student Manager John Tarpley.

POSTSEASON TEAMS



2006 NIT


The 2005-06 Vanderbilt Commodores.

Front Row (L-R): Jeff Jackson, Brad Frederick, Head Coach Kevin Stallings, Julian Terrell, Mario Moore, Dan Muller, Tom Richardson, and James Strong. **Back Row:** Student Manager Alex Bard, Student Manager Geoff Combs, Student Manager Martin Bahar, Alex Gordon, Aubrey Hammond, George Drake, DeMarre Carroll, Ross Neltner, Alan Metcalfe, Ted Skuchas, Davis Nwankwo, Kyle Madsen, Derrick Byars, Shan Foster, Dan Cage, Strength and Conditioning Coach Mark Davis, and Athletic Trainer Mike Meyer.

2005 NIT

The 2004-05 Vanderbilt Commodores.

Front Row (L-R): Jeff Jackson, Tom Richardson, Brad Frederick, Corey Smith, Dawid Przybyszewski, Jason Holwerda, Head Coach Kevin Stallings, Dan Muller and James Strong. **Back Row:** Student Manager Simon Luge, Student Manager Martin Bahar, Mario Moore, Dan Cage, LaBraun Andrews, Davis Nwankwo, Alan Metcalfe, Ted Skuchas, Julian Terrell, DeMarre Carroll, Derrick Byars, Shan Foster, Alex Gordon, Athletic Trainer Mike Meyer and Strength and Conditioning Coach Mark Davis.



2002 NIT


The 2001-02 Vanderbilt Commodores.

Front Row (L-R): Associate Head Coach Tim Jankovich, Assistant Coach Brad Frederick, Head Coach Kevin Stallings, Chuck Moore, Darius Coulibaly, Sam Howard, Assistant Coach Jeff Jackson, Director of Basketball Operations James Strong, Administrative Assistant Dan Muller. **Back Row:** Student Manager Simon Luge, Student Manager Ian Andreasen, Matt Carter, Brendan Plavich, Jason Holwerda, Brian Thornton, Matt Freije, David Przybyszewski, Martin Schnedlitz, Corey Smith, Scott Hundley, Russell Lakey, Student Manager Landon Gibbs, Athletic Trainer Rod Newman, and Student Manager Dave Secharan.

COMMODORES®



POSTSEASON TEAMS



2000 NIT

The 1999-2000 Vanderbilt Commodores.

Front Row (L-R): Administrative Assistant Mike Miller, Assistant Coach Steve Shurina, Head Coach Kevin Stallings, Atiba Prater, Dan Langhi, James Strong, Assistant Coach Jeff Jackson, Associate Head Coach Tim Jankovich, Director of Basketball Operations Brad Frederick. **Back Row:** Student Manager Donato Ramos, Student Manager Jimmy Armistead, Rick Jones, Matt Carter, Sam Howard, Sam Lekwauwa, Darius Coulibaly, Greg LaPointe, Anthony Williams, Chuck Moore, Student Manager Max Butler, Student Athletic Trainer Rob Trimble, Athletic Trainer Rod Newman.

1998 NIT

The 1997-98 Vanderbilt Commodores.


Front Row (L-R): Assistant Coach Pete Gaudet, Assistant Coach Chris Walker, Sam Howard, Atiba Prater, Austin Bates, Drew Maddux, Billy DiSpaltro, Vince Ford, James Strong, Assistant Coach Brian Ayers, Administrative Assistant Reid Martinka. **Back Row:** Student Manager Chris Hubbuch, Student Manager Patrick Whitlock, Michael LeBlanc, Gianni Cugini, Darius Coulibaly, Head Coach Jan van Breda Kolff, Dan Langhi, Greg LaPointe, Anthony Williams, Brian Williams, Student Athletic Trainer Peter Fischer, Strength Coach Todd Suttles.




1996 NIT

The 1995-96 Vanderbilt Commodores.

Front Row (L-R): Assistant Head Coach Buzz Peterson, Drew Maddux, Pax Whitehead, Malik Evans, Frank Seckar, Chad Sheron, Howard Price, Vince Ford, Assistant Coach Charles Davis. **Back Row:** Student Athletic Trainer Ryan Cobb, Athletic Trainer Tom Bossung, Gianni Cugini, Austin Bates, J.J. Lucas, Head Coach Jan van Breda Kolff, Billy Di Spaltro, Markese Watkins, Student Manager Jeffery Wood, Student Manager Kevin Simmons.



POSTSEASON TEAMS



1994 NIT NIT RUNNER-UP

The 1993-94 Vanderbilt Commodores.

Front Row (L-R): Assistant Head Coach Buzz Peterson, Assistant Coach Kevin Anglin, Chris Woods, Dan Hall, Aaron Beth, Bill McCaffery, Chris Lawson, Ronnie McMahan, Bryan Milbrun, Head Coach Jan van Breda Kolff, Assistant Coach Randy Monroe.



Back Row: Athletic Trainer Paul Federici, Student Athletic Trainer Galen Horton, Pax Whitehead, Howard Pride, Chad Sheron, Austin Bates, Malik Evans, Frank Seckar, Student Manager Kirk Sanders, Student Manager Paul Hopkins.

1992 NIT

The 1991-92 Vanderbilt Commodores.

Front Row (L-R): Assistant Coach Neil Dougherty, Assistant Coach Rick Callahan, Head Coach Eddie Fogler, Kevin Anglin, Todd Milholland, Bruce Elder, Willy Daunic, Assistant Coach Mark Elliott, Assistant Coach Mike Petrone, Athletic Trainer Paul Federici.

Back Row: Student Manager Paul Nixon, Aaron Beth, Bill McCaffery, Malik Evans, Chris Lawson, Rob Nunnery, Chris Woods, Dan Hall, Bryan Milburn, Ronnie McMahan, Student Manager Jeff Fowler.



1990 NIT NIT CHAMPIONS

The 1989-90 Vanderbilt Commodores.

(Front Row L-R): Head Coach Eddie Fogler, Assistant Coach Rick Callahan, Assistant Coach Neil Dougherty, Steve Grant, Alberto Ballestra, Derrick Wilcox, Eric Reid, Charles Mayes, Assistant Coach Mark Elliott, Assistant Coach Mike Petrone, Athletic Trainer Paul Federici. **Back Row:** Student Manager John Deahl, Scott Draud, Robbie Graham, Kevin Anglin, Dan Hall, Fred Benjamin, Todd Milholland, Morgan Wheat, Bruce Elder, Willy Daunic, Student Manager Sean Smith.

COMMODORES®




POSTSEASON TEAMS

1987 NIT



The 1986-87 Vanderbilt Commodores. Front Row (L-R): Head Coach C.M. Newton, Assistant Coach John Bostick, Sydney Grider, Barry Goheen, Glen Clem, Barry Booker, Scott Draud, Derrick Wilcox, Assistant Coach Al Walters, Assistant Coach Ed Martin. **Back Row:** Assistant Coach Mike Petrone, Athletic Trainer Tim Bream, Bud Adams, Chip Rupp, Eric Reid, Frank Kornet, Will Perdue, Steve Reece, Randy Neff, Bobby Westbrook, Student Manager Mike Carmody, Student Manager Ian Mahaon.

1983 NIT



The 1982-83 Vanderbilt Commodores. Front Row (L-R): Head Coach C.M. Newton, Phil Cox, Darrell Dulaney, Jimmy Lenz, Jeff Gary, Al McKinney, Micheal Dupont, Doug Weikert, Assistant Coach John Bostick, Assistant Coach Dale Clayton. **Back Row (L-R):** Athletic Trainer Joe Worden, Assistant Coach Al Walter, Andrew Adair, James Williams, Ted Young, Brett Burrow, Jeff Turner, Jeff Pflieger, Bobby Westbrook, Student Manager Todd Berry, Student Manager James Parker, Student Manager Rick Plotkin.

VANDERBILT COACHES



ALL-TIME HEAD COACHING RECORDS

Years	Head Coach	Yrs	W	L	Pct.
1901-02	W.D. Weatherford	2	7	4	.636
1903	Grinnell Jones	1	6	0	1.000
1904, 1909	E.J. Hamilton	2	17	5	.773
1907	J.N. Stone	1	6	1	.857
1908	W.L. Throop	1	6	10	.375
1910	R.B. McGehee	1	10	3	.769
1911-12	C.T. (Zeke) Martin	2	17	11	.607
1913	Oscar G. Nelson	1	3	4	.429
1914-17, 1920-21	G.T. Denton	6	48	38	.558
1918	Ralph Palmer	1	6	3	.667
1919	Ray Morrison	1	8	2	.800
1922-23	Wallace Wade	2	24	16	.600
1924-27, 1932-36	Josh Cody	9	98	100	.495
1928-29	Johnny (Red) Floyd	2	9	19	.321
1930-31, 1945-46	Gus Morrow	4	31	40	.443
1937-41	Jim Buford	5	48	49	.495
1943, 1947	Norm Cooper	2	17	16	.515
1944	Smoney Harper	1	12	3	.800
1948-58, 1960-61	Bob Polk	13	197	106	.650
1959, 1962-76	Roy Skinner	16	278	135	.673
1977-79	Wayne Dobbs	3	38	42	.475
1980-81	Richard Schmidt	2	28	27	.509
1982-89	C.M. Newton	8	129	115	.529
1990-93	Eddie Fogler	4	81	48	.628
1994-1999	Jan van Breda Kolff	6	104	81	.562
2000-Present	Kevin Stallings	9	189	128	.596
Totals			1423	1015	.584


ALL-TIME COACHING ROSTER

Anglin, Kevin: 1994	Kelley, George: 1953
Arnold, Gib: 1999	Knodel, Don: 1962-66
Ayers, Brian: 1997-98	Lebo, Jeff: 1993
Bargatze, Ron: 1970-1978	Ligon, Bill: 1977-78
Barksdale, Randolph: 1979	Lindsay, Bob: 1980-81
Bland, Bobby: 1967-69	Martin, Ed: 1986-89
Bostic, Don: 1980-81	McClendon, Leroy: 1985
Bostick, John: 1982-89	Meyer, Jerry: 1999
Callahan, Rick: 1990-93	Miller, John Ed: 1966
Cooper, Norman: 1947	Monroe, Randy: 1994
Couch, Roger: 1977	Muller, Dan: 2002-Present
Clayton, Dale: 1979-84	Newton, C.M.: 1982-89
Davis, Charles: 1995-96	Peterson, Buzz: 1994-96
Dobbs, Wayne: 1977-79, 1971-76	Petrone, Mike: 1983-92
Dougherty, Neil: 1990-93	Polk, Bob: 1948-58, 1960-61
Elliott, Mark: 1988-92	Rhodes, Mike: 1982
Estes, Ray: 1970-71	Rice, King: 2007-Present
Fiser, Warren: 1962	Richardson, Tom: 2004-Present
Fogler, Eddie: 1990-93	Rochelle, Al: 1960
Fowler, Lee: 1979	Russell, John: 1964-66, 1970
Fox, Inman: 1958	Schmidt, Richard: 1980-81
Frederick, Brad: 2001-Present	Scobey, David: 1950-54
French, Jimmy: 1959	Shurina, Steve: 1999-00
Garr, Homer: 1967-69	Skinner, Roy: 1959, 1962-76, 1958-61
Gaudet, Pete: 1997-98	Southwood, Jerry: 1968-69
Grace, Bob: 1966-67	Stallings, Kevin: 2000-Present
Heldman, Jack: 1955-57	Taylor, Clarence: 1961
Hoover, Jay: 1978	van Breda Kolff, Jan: 1994-99
Hyden, Johnny: 1947	Walker, Chris: 1997-99
Jackson, Jeff: 2000-2006	Walter, Al: 1982-87
Jankovich, Tim: 2000-2002	
Jennings, Bill: 1958	
Keating, Kerry: 1995	

Head Coaches in **Boldface**.
Roster since 1948



BOB POLK
1948-58, 1960-61
(197-106)



ROY SKINNER
1959, 1962-76
(278-135)



C.M. NEWTON
1982-89
(129-115)



EDDIE FOGLER
1990-93
(81-48)



JAN VAN BREDA KOLFF
1994-99
(104-81)



KEVIN STALLINGS
2000 - Present
(189-128)

COMMODORES®



HONORS AND AWARDS

VANDERBILT ALL-AMERICANS



SHAN FOSTER
Guard, 2008



DERRICK BYARS
Guard, 2007



MATT FREIJE
Forward, 2004



BILLY MCCAFFREY
Guard, 1993, 1994



WILL PERDUE
Center, 1988



JAN VAN BREDA KOLFF
Guard, 1969



TOM HAGAN
Guard, 1969



CLYDE LEE
Center, 1966



BILLY JOE ADCOCK
Forward, 1950

ALL-AMERICANS

Year	Name	Position
2008	Shan Foster	Guard/Forward
2007	Derrick Byars	Guard/Forward
2004	Matt Freije	Forward
1994	Billy McCaffrey	Guard
1993	Billy McCaffrey	Guard
1988	Will Perdue	Center
1974	Jan van Breda Kolff	Guard
1969	Tom Hagan	Guard
1966	Clyde Lee	Center
1950	Billy Joe Adcock	Forward

POSTSEASON HONORS

NCAA All-Tournament

Year	Name	Position
1974	Jeff Fosnes	Forward
1965	Clyde Lee	Center
1965	Keith Thomas	Guard

NIT All-Tournament

Year	Name	Position
1994	Frank Seckar	Guard
1990	Scott Draud (MVP)	Guard

SEC All-Tournament First Team

Year	Name	Position
1989	Barry Booker	Forward/Guard
1981	Al Miller	Guard
1951	Dave Kardokus	Forward
1941	Pinky Lipscomb	Forward
1939	Pinky Lipscomb	Forward

SEC All-Tournament Second Team

Year	Name	Position
1952	Dave Kardokus	Forward
1951	Bob Dudley Smith	Guard
1951	Al Weiss	Center
1950	Billy Joe Adcock	Forward
1949	Billy Joe Adcock	Forward
1948	Billy Joe Adcock	Forward
1940	Ross Hanna	Forward
1939	Joe Little	Guard
1936	Dick Plasman	Center
1934	Willie Geny	Forward

SEC HONORS

SEC Player of the Year

Year	Name	Selection
2008	Shan Foster, G/F	AP, C
2007	Derrick Byars, G/F	C
2000	Dan Langhi, F	AP, C
1993	Billy McCaffrey, G	C
1988	Will Perdue, C	C
1974	Jan van Breda Kolff, G	C
1966	Clyde Lee, C	C
1965	Clyde Lee, C	C

SEC Freshman of the Year

Year	Name	Selection
1978	Mike Rhodes, F	C

SEC All-Freshman

Year	Name	Selection
2009	Jeff Taylor, G-F	C
2008	A.J. Ogilvy, C	C
2005	Shan Foster, G-F	C
2002	Brian Thornton, F	C
2001	Matt Freije, F	C
1998	Greg LaPointe, F	C
1995	Drew Maddux, G	C
1992	Ronnie McMahan, G	C
1987	Scott Draud, G	C


All-SEC First Team

Year	Name	Selection
2008	Shan Foster, G/F	AP, C
2007	Derrick Byars, G/F	AP, C
2006	Shan Foster, G/F	C
2004	Matt Freije, F	AP, C
2000	Dan Langhi, F	AP, C
1998	Drew Maddux, G	AP, C
1994	Billy McCaffrey, G	AP, C
1993	Billy McCaffrey, G	AP, C
1991	Scott Draud, G	C
1989	Barry Goheen, G	C
1989	Frank Kornet, C	C
1988	Will Perdue, C	UPI, AP, C
1987	Will Perdue, C	AP, C
1985	Phil Cox, G	AP, C
1984	Jeff Turner, F	AP, C
1983	Phil Cox, G	C
1982	Willie Jones, C	C
1980	Mike Rhodes, F	C
1979	Charles Davis, F	C
1976	Jeff Fosnes, F	C
1975	Jeff Fosnes, F	C
1974	Terry Compton, G	UPI, C
1974	Jan van Breda Kolff, G	UPI, AP, C
1973	Terry Compton, G	C
1971	Thorpe Weber, F	C
1970	Perry Wallace, F	C
1969	Tom Hagan, G	UPI, AP, C
1968	Tom Hagan, G	UPI, AP, C
1968	Bob Warren, F	C
1967	Bo Wyenandt, F	C
1967	Tom Hagan, G	AP, C
1966	Clyde Lee, C	UPI, AP, C
1966	Keith Thomas, G	AP, C
1965	Bob Grace, F	C
1965	Clyde Lee, C	UPI, AP, C
1965	John Ed Miller, G	UPI, C
1964	Clyde Lee, C	AP, C
1964	John Ed Miller, G	C
1963	John Russell, G	C
1962	John Russell, G	C
1961	Bill Depp, C	AP, C
1960	Bill Depp, C	C
1959	Jim Henry, G	AP, C
1958	Jim Henry, G	C
1957	Al Rochelle, G	AP
1956	Al Rochelle, G	C
1954	Dan Finch, G	AP
1951	Dave Kardokus, F	AP
1950	Billy Joe Adcock, F	AP
1948	Billy Joe Adcock, F	C

HONORS AND AWARDS



PERRY WALLACE
Forward
1970 All-SEC First Team



CHARLES DAVIS
Forward
1979 All-SEC First Team



ROY SKINNER
Four-Time SEC Coach of the Year

All-SEC Second Team

Year	Name	Selection
2009	A.J. Ogilvy, C	C
2008	A.J. Ogilvy, C	C
2007	Shan Foster, G-F	C
2005	Corey Smith, G-F	C
2003	Matt Freije, F	C
1999	Dan Langhi, F	C, AP
1997	Pax Whitehead, F	C, AP
1996	Frank Seckar, G	C, AP
1995	Ronnie McMahan, G-F	C, AP
1993	Kevin Anglin, F	C
1993	Bruce Elder, F	C
1989	Barry Goheen, G	AP, UPI
1989	Frank Kornet, C	AP, UPI
1987	Will Perdue, C	AP
1985	Phil Cox, G	UPI
1984	Jeff Turner, F	UPI
1983	Phil Cox, G	AP, UPI
1980	Mike Rhodes, F	UPI
1979	Charles Davis, F	UPI, AP
1979	Tommy Springer, G	AP
1976	Jeff Fosnes, F	UPI, AP
1975	Jeff Fosnes, F	UPI, AP
1974	Terry Compton, G	AP
1974	Jeff Fosnes, F	AP
1973	Terry Compton, G	UPI
1971	Thorpe Weber, F	UPI, AP
1970	Perry Wallace, F	UPI, AP
1968	Bo Wyenandt, F	UPI
1967	Tom Hagan, G	UPI
1967	Jerry Southwood, G	UPI
1967	Bo Wyenandt, F	AP
1966	Keith Thomas, G	UPI
1965	Bob Grace, F	AP
1965	John Ed Miller, G	AP
1964	John Ed Miller, G	AP
1963	John Russell, G	AP
1962	John Russell, G	AP
1958	Jim Henry, G	AP
1957	Bobby Thym, G	AP
1956	Al Rochelle, G	AP
1956	Clarence Taylor, G	AP
1953	Dan Finch, G	AP
1952	Dave Kardokus, F	AP
1951	Bob Dudley Smith, F/G	C
1951	Al Weiss, C	C
1949	Billy Joe Adcock, F	AP

All-SEC Third Team

Year	Name	Selection
2003	Matt Freije, F	AP
2002	Matt Freije, F	C
2000	Atiba Prater, G	AP
1995	Frank Seckar, G	C
1994	Ronnie McMahan, G	AP, C
1993	Kevin Anglin, F	AP
1993	Bruce Elder, F	AP
1991	Kevin Anglin, G	AP
1991	Scott Draud, G	UPI, AP
1990	Scott Draud, G	UPI
1988	Barry Goheen, G	UPI, AP
1986	Brett Burrow, C	UPI
1984	Phil Cox, G	UPI, AP
1981	Charles Davis, F	UPI

1980	Mike Rhodes, F	AP
1979	Mike Rhodes, F	UPI
1979	Tommy Springer, G	UPI
1978	Charles Davis, F	UPI
1978	Mike Rhodes, F	UPI, AP
1976	Butch Feher, G	UPI, AP
1974	Jeff Fosnes, F	UPI
1973	Steve Turner, C	AP
1972	Terry Compton, G	UPI
1971	Rod Freeman, F	AP
1971	Rudy Thacker, G	UPI
1970	Thorpe Weber, F	UPI, AP
1968	Bob Warren, F	UPI, AP
1968	Bo Wyenandt, F	AP
1967	Kenny Gibbs, F	AP
1967	Jerry Southwood, G	AP
1967	Bob Warren, F	UPI, AP
1967	Bo Wyenandt, F	UPI
1965	Bob Grace, F	UPI
1961	Don Ringstaff, F	AP
1960	Ben Rowan, F	AP
1956	Bobby Thym, F	AP
1955	Al Rochelle, G	AP

SEC Sixth Man of the Year

Year	Name	Selection
2004	Scott Hundley, G	C

COACHES AWARDS

National Coach of the Year

1993	Eddie Fogler	AP, UPI, CBS, USBWA, Scripps-Howard, Sports Illustrated, Sporting News, Basketball Weekly
------	--------------	---

SEC Coach of the Year

2007	Kevin Stallings	C
1993	Eddie Fogler	AP, C
1989	C.M. Newton	AP
1988	C.M. Newton	AP, UPI
1979	Wayne Dobbs	UPI
1976	Roy Skinner	UPI
1974	Roy Skinner	AP, UPI
1967	Roy Skinner	AP, UPI
1965	Roy Skinner	AP, UPI

VANDERBILT HALL OF FAME

Yr Inducted	Player	Yrs
2008	Clyde Lee	1964-66
2008	Perry Wallace	1968-70
2009	Roy Skinner	1959, 1962-76
2009	Charles Davis	1977-81

COMMODORES®



HONORS AND AWARDS

VANDERBILT ACADEMIC ALL-AMERICANS



JEFF FOSNES

Forward
1975, 1976
First Team



STEVE GRANT

Forward
1991
Second Team



BRUCE ELDER

Forward
1992 - Second Team
1993 - First Team



FRANK SECKAR

Guard
1996
Second Team

ACADEMIC AWARDS

First Team Academic All-American

1993 Bruce Elder*
1976 Jeff Fosnes
1975 Jeff Fosnes

*All-American of the Year

Second Team Academic All-American

1996 Frank Seckar
1992 Bruce Elder
1991 Steve Grant

Academic All-SEC

2009 Elliott Cole, Joe Duffy, Andre Walker
2008 Ross Neltner, Davis Nwankwo, Elliott Cole
2007 Dan Cage, Ross Neltner, Ted Skuchas
2006 Dan Cage
2005 Dan Cage, Jason Holwerda, Dawid Przybyszewski, Ted Skuchas
2004 Jason Holwerda, Russell Lakey, Dawid Przybyszewski, Martin Schnedlitz
2003 Matt Carter, Russell Lakey, Martin Schnedlitz
2002 Matt Carter, Greg LaPointe
2001 Matt Carter, Sam Howard
2000 Darius Coulibaly, Atiba Prater, James Strong, Sam Howard
1999 Vince Ford
1998 Billy Di Spaltro, Drew Maddux
1997 Howard Pride
1996 Frank Seckar, Chad Sheron
1995 Bryan Milburn, Frank Seckar, Chad Sheron, Pax Whitehead
1994 Bryan Milburn, Frank Seckar, Chad Sheron
1993 Kevin Anglin, Bruce Elder, Bryan Milburn
1992 Kevin Anglin, Bruce Elder
1991 Kevin Anglin, Scott Draud, Bruce Elder, Steve Grant, Charles Mayes
1990 Alberto Ballestra, Scott Draud, Steve Grant, Charles Mayes
1989 James Amsler, Barry Goheen, Steve Grant, Charles Mayes
1988 Barry Booker, Barry Goheen

1987 Barry Goheen, Steve Reece
1986 Steve Reece
1985 Phil Cox, Steve Reece
1984 Phil Cox, Al McKinney, Jeff Turner
1983 Phil Cox, Al McKinney, Jeff Turner, Doug Weikert
1980 Pat Berwanger
1979 Tom Shultz
1978 Tom Shultz
1977 Tom Shultz
1976 Jeff Fosnes, Mike Moore
1975 Jeff Fosnes
1974 Bob Chess, Terry Compton, Jeff Fosnes
1973 Ray Maddux
1972 Ray Maddux
1971 Van Oliver
1970 Ralph Mayes
1969 Ralph Mayes
1968 Gene Lockyear
1967 Gene Lockyear
1966 Ron Knox, Gene Lockyear
1963 Bob Scott

LEADERSHIP & SPORTSMANSHIP

Roy Skinner Award

(Presented by the Kiwanis Club to the player who exhibited excellence in leadership, perseverance and performance during his career)

2006 Julian Terrell
2005 Jason Holwerda
2004 Matt Freije
2003 Matt Carter
2002 Darius Coulibaly, Sam Howard
2001 Greg LaPointe, Anthony Williams
2000 Dan Langhi
1999 Vince Ford
1998 Austin Bates, Billy Di Spaltro, Drew Maddux
1997 Howard Pride
1996 Frank Seckar
1995 Ronnie McMahan
1994 Billy McCaffrey
1993 Kevin Anglin, Bruce Elder
1992 Todd Milholland
1991 Charles Mayes, Steve Grant, Scott Draud
1990 Derrick Wilcox

Civitan Sportsmanship Award

2003 Matt Freije
1997 Drew Maddux
1994 Dan Hall
1993 Kevin Anglin
1992 Todd Milholland
1991 Charles Mayes
1990 Derrick Wilcox
1989 James Amsler
1988 Barry Booker
1987 Steve Reece
1986 Jeff Gary
1985 Phil Cox
1984 Jimmy Lenz
1983 James Williams
1982 Doug Weikert
1981 Brian Allsmiller
1980 Mark Elliott
1979 Mark Elliott
1977 Tim Thompson
1976 Joe Ford
1975 Bob Chess
1974 Lee Fowler
1973 Terry Compton
1972 Tom Arnholt
1970 Perry Wallace
1969 Tom Hagan
1968 Bob Warren
1967 Bob Warren
1966 Keith Thomas
1965 Clyde Lee
1964 Clyde Lee
1963 Jerry Hall
1962 Bobby Bland
1961 Larry Banks
1960 Jim Henry, Ben Rowan

SEC Sportsmanship Award

(Presented by the Tennessee Club. Based on vote by league players)

1970 Perry Wallace
1968 Bob Warren
1966 Clyde Lee
1965 John Ed Miller

I,000-POINT SCORERS



SHAN FOSTER
2005-2008



MATT FREIJE
2001-2004



PHIL COX
1982-1985




RONNIE MCMAHAN
1992-1995




MIKE RHODES
1978-1981



CLYDE LEE
1964-1966



DREW MADDUX
1995-1998



CHARLES DAVIS
1977-1981



JEFF FOSNES
1973-1976



TOM HAGAN
1967-1969

1 - SHAN FOSTER - 2,011 POINTS

Year	G	FG-A	PCT.	3FG-A	PCT.	FT-A	PCT.	PTS	AVG.
2004-05	34	104-236	.441	69-155	.445	35-43	.814	312	9.2
2005-06	30	162-359	.451	90-217	.415	63-83	.759	477	15.9
2006-07	34	191-425	.449	74-214	.346	75-89	.843	531	15.6
2007-08	34	242-463	.523	134-286	.469	73-96	.760	691	20.3
Totals	132	699-1483	.471	367-872	.421	246-311	.791	2011	15.2

2 - MATT FREIJE - 1,891 POINTS

Year	G	FG-A	PCT.	3FG-A	PCT.	FT-A	PCT.	PTS	AVG.
2000-01	27	98-197	.497	23-59	.390	61-77	.792	280	10.4
2001-02	32	171-367	.466	33-97	.340	109-142	.768	484	15.1
2002-03	29	178-402	.443	65-185	.351	99-124	.798	520	17.9
2003-04	33	185-446	.415	62-174	.356	175-222	.788	607	18.4
Totals	88	447-966	.463	121-341	.355	269-343	.784	1284	14.6

3 - PHIL COX - 1,724 POINTS

Year	G	FG-A	PCT.	3FG-A	PCT.	FT-A	PCT.	PTS	AVG.
1981-82	28	126-255	.494	-	-	126-145	.869	378	13.5
1982-83	33	182-377	.483	-	-	113-126	.897	477	14.5
1983-84	29	166-350	.474	-	-	92-115	.800	424	14.6
1984-85	27	167-338	.498	-	-	111-127	.874	445	16.5
Totals	117	641-1320	.486	-	-	442-513	.862	1724	14.7

4 - RONNIE MCMAHAN - 1,719 POINTS

Year	G	FG-A	PCT.	3FG-A	PCT.	FT-A	PCT.	PTS	AVG.
1991-92	30	109-264	.413	58-157	.369	59-82	.720	335	11.2
1992-93	34	127-271	.469	73-167	.437	49-74	.662	376	11.1
1993-94	32	165-378	.437	87-228	.382	80-93	.860	497	15.5
1994-95	28	165-439	.376	78-222	.351	103-140	.736	511	18.3
Totals	124	566-1352	.418	296-774	.382	291-389	.748	1719	13.9

5 - MIKE RHODES - 1,699 POINTS

Year	G	FG-A	PCT.	3FG-A	PCT.	FT-A	PCT.	PTS	AVG.
1977-78	27	202-424	.476	-	-	103-127	.811	507	18.8
1978-79	27	174-362	.481	-	-	72-87	.827	420	15.5
1979-80	26	195-398	.489	-	-	89-110	.809	479	18.4
1980-81	23	112-230	.487	-	-	69-84	.821	293	12.7
Totals	103	683-1414	.483	-	-	333-408	.816	1699	16.5

6 - CLYDE LEE - 1,691 POINTS

Year	G	FG-A	PCT.	3FG-A	PCT.	FT-A	PCT.	PTS	AVG.
1963-64	25	176-410	.429	-	-	119-176	.676	471	18.8
1964-65	28	239-516	.463	-	-	153-228	.671	631	22.5
1965-66	26	218-457	.455	-	-	153-206	.742	589	22.6
Totals	79	633-1383	.457	-	-	425-610	.697	1691	21.4

7 - DREW MADDUX - 1,689 POINTS

Year	G	FG-A	PCT.	3FG-A	PCT.	FT-A	PCT.	PTS	AVG.
1994-95	27	86-216	.398	34-99	.343	51-59	.864	257	9.5
1995-96	32	155-388	.399	56-162	.346	81-106	.764	447	14.0
1996-97	31	133-312	.426	57-163	.350	109-142	.768	432	13.9
1997-98	33	197-432	.456	79-217	.364	80-106	.755	553	16.8
Totals	123	571-1348	.424	226-641	.353	321-413	.777	1689	13.7

8 - CHARLES DAVIS - 1,675 POINTS

Year	G	FG-A	PCT.	3FG-A	PCT.	FT-A	PCT.	PTS	AVG.
1976-77	26	164-368	.446	-	-	71-94	.755	399	15.3
1977-78	25	178-353	.504	-	-	63-87	.724	419	16.8
1978-79	27	203-352	.577	-	-	96-130	.738	502	18.6
1979-80	1	3-6	.500	-	-	0-0	.000	6	6.0
1980-81	26	135-249	.542	-	-	79-99	.798	349	13.4
Totals	105	683-1328	.514	-	-	309-410	.754	1675	16.0

9 - JEFF FOSNES - 1,579 POINTS

Year	G	FG-A	PCT.	3FG-A	PCT.	FT-A	PCT.	PTS	AVG.
1972-73	21	69-129	.535	-	-	30-43	.698	168	8.0
1973-74	28	148-306	.484	-	-	58-79	.734	354	12.6
1974-75	26	238-432	.551	-	-	99-132	.750	575	22.1
1975-76	27	196-404	.485	-	-	90-119	.756	482	17.9
Totals	102	651-1271	.512	-	-	277-373	.743	1579	15.5

10 - TOM HAGAN - 1,514 POINTS

Year	G	FG-A	PCT.	3FG-A	PCT.	FT-A	PCT.	PTS	AVG.
1966-67	26	170-331	.514	-	-	103-132	.780	443	17.0
1967-68	24	161-333	.483	-	-	141-167	.844	463	19.2
1968-69	26	246-480	.513	-	-	116-133	.872	608	23.4
Totals	76	577-1144	.504	-	-	360-432	.833	1514	19.9

COMMODORES®





I,000-POINT SCORERS



BARRY GOHEEN
1986-1989



DAN LANGHI
1997-2000

11 - BARRY GOHEEN - 1,509 POINTS


Year	G	FG-A	PCT.	3FG-A	PCT.	FT-A	PCT.	PTS	AVG.
1985-86	28	91-168	.542	-	-	44-52	.846	226	8.1
1986-87	34	138-297	.465	29-78	.372	114-136	.838	419	12.3
1987-88	31	134-287	.467	29-67	.433	86-112	.768	383	12.4
1988-89	33	158-352	.449	60-137	.438	105-139	.755	481	14.6
Totals	126	521-1104	.472	118-282	.418	349-439	.795	1509	12.0

12 - DAN LANGHI - 1,502 POINTS

Year	G	FG-A	PCT.	3FG-A	PCT.	FT-A	PCT.	PTS	AVG.
1996-97	31	33-76	.434	9-27	.333	55-74	.743	130	4.2
1997-98	31	68-162	.420	24-67	.358	36-47	.766	196	6.3
1998-99	29	162-388	.418	47-122	.385	141-167	.844	512	17.7
1999-00	30	222-465	.477	58-144	.403	162-186	.871	664	22.1
Totals	121	485-1091	.446	138-360	.383	394-474	.831	1502	12.4



SCOTT DRAUD
1987-1991



BOBBY THYM
1954-1957

13 - SCOTT DRAUD - 1,466 POINTS


Year	G	FG-A	PCT.	3FG-A	PCT.	FT-A	PCT.	PTS	AVG.
1986-87	34	80-190	.421	54-123	.439	34-45	.756	248	7.3
1987-88	31	69-172	.401	43-101	.426	35-44	.796	216	7.0
1989-90	35	178-415	.429	90-208	.433	100-115	.870	546	15.6
1990-91	30	146-331	.441	101-225	.449	63-72	.875	456	15.2
Totals	130	473-1108	.427	288-657	.438	232-276	.841	1466	11.3

14 - BOBBY THYM - 1,403 POINTS

Year	G	FG-A	PCT.	3FG-A	PCT.	FT-A	PCT.	PTS	AVG.
1953-54	22	110-276	.399	-	-	76-123	.618	296	13.5
1954-55	22	112-356	.315	-	-	128-177	.723	352	16.0
1955-56	23	118-298	.362	-	-	143-204	.701	379	16.5
1956-57	22	135-318	.425	-	-	106-171	.620	376	17.1
Totals	89	475-1248	.381	-	-	453-675	.671	1403	15.8



KEVIN ANGLIN
1990-1993



BILLY MCCAFFREY
1993-1994

15 - KEVIN ANGLIN - 1,389 POINTS

Year	G	FG-A	PCT.	3FG-A	PCT.	FT-A	PCT.	PTS	AVG.
1989-90	35	42-124	.339	5-36	.139	84-104	.808	173	4.9
1990-91	30	110-229	.480	34-84	.405	91-120	.758	345	11.5
1991-92	30	148-324	.457	55-137	.402	155-207	.749	506	16.9
1992-93	34	120-312	.385	40-144	.278	85-118	.720	365	10.7
Totals	129	420-989	.425	134-401	.344	415-549	.756	1389	10.8

16 - BILLY MCCAFFREY - 1,359 POINTS

Year	G	FG-A	PCT.	3FG-A	PCT.	FT-A	PCT.	PTS	AVG.
1992-93	34	241-436	.553	83-162	.512	134-154	.870	699	20.6
1993-94	32	217-476	.456	58-154	.377	168-189	.880	660	20.6
Totals	66	458-912	.502	141-316	.446	302-343	.880	1359	20.6

17 - BUTCH FEHER - 1,345 POINTS

Year	G	FG-A	PCT.	3FG-A	PCT.	FT-A	PCT.	PTS	AVG.
1972-73	21	44-109	.404	-	-	30-47	.638	118	5.6
1973-74	28	84-211	.398	-	-	69-84	.821	237	8.5
1974-75	26	197-385	.512	-	-	139-182	.764	533	20.5
1975-76	27	173-362	.478	-	-	111-144	.771	457	16.9
Totals	102	498-1067	.467	-	-	349-457	.763	1345	13.2

18 - TERRY COMPTON - 1,326 POINTS

Year	G	FG-A	PCT.	3FG-A	PCT.	FT-A	PCT.	PTS	AVG.
1971-72	26	173-319	.542	-	-	109-153	.712	450	17.3
1972-73	26	191-388	.492	-	-	79-104	.760	461	17.7
1973-74	28	163-358	.455	-	-	89-102	.873	415	14.8
Totals	80	527-1065	.495	-	-	277-359	.772	1326	16.6

19 - FRANK SECKAR - 1,317 POINTS

Year	G	FG-A	PCT.	3FG-A	PCT.	FT-A	PCT.	PTS	AVG.
1992-93	34	45-112	.402	30-70	.429	32-44	.727	152	4.5
1993-94	32	88-201	.438	62-138	.449	46-63	.730	284	8.9
1994-95	28	117-272	.430	83-195	.426	41-58	.707	358	12.8
1995-96	32	170-407	.418	103-272	.379	80-108	.741	523	16.3
Totals	126	429-992	.428	278-675	.419	199-273	.729	1317	10.5



FRANK SECKAR
1993-1996

VANDERBILT

I,000-POINT SCORERS



BARRY BOOKER
1986-1989



WILL PERDUE
1984-1988



JEFF TURNER
1981-1984




THORPE WEBER
1969-1971



AL ROCHELLE
1954-1957




JIM HENRY
1957-1959



JOE FORD
1973-1976



BILLY JOE ADCOCK
1947-1950



BRETT BURROW
1983-1986



BABE TAYLOR
1953-1956

20 - BARRY BOOKER - 1,310 POINTS

Year	G	FG-A	PCT.	3FG-A	PCT.	FT-A	PCT.	PTS	AVG.
1985-86	26	38-90	.422	-	-	18-25	.720	94	3.6
1986-87	34	134-281	.477	85-170	.500	50-60	.833	403	11.9
1987-88	31	120-266	.451	74-171	.433	24-32	.750	338	10.9
1988-89	33	166-352	.472	87-194	.449	56-86	.667	475	14.4
Totals	124	458-989	.463	246-535	.460	148-203	.729	1310	10.6

21 - WILL PERDUE - 1,281 POINTS

Year	G	FG-A	PCT.	3FG-A	PCT.	FT-A	PCT.	PTS	AVG.
1983-84	17	21-45	.467	-	-	4-9	.444	46	2.7
1985-86	22	31-53	.585	-	-	14-32	.438	76	3.2
1986-87	34	233-389	.599	-	-	126-204	.618	592	17.4
1987-88	31	234-369	.634	-	-	99-147	.674	567	18.3
Totals	104	519-856	.606	-	-	243-392	.620	1281	12.3

22 - JEFF TURNER - 1,271 POINTS

Year	G	FG-A	PCT.	3FG-A	PCT.	FT-A	PCT.	PTS	AVG.
1980-81	28	40-96	.417	-	-	20-31	.645	100	3.6
1981-82	27	99-189	.524	-	-	52-71	.732	250	9.3
1982-83	33	180-366	.492	-	-	75-98	.765	435	13.2
1983-84	29	200-375	.533	-	-	86-102	.843	486	16.8
Totals	117	519-1026	.506	-	-	233-302	.771	1271	10.9

23 - THORPE WEBER - 1,209 POINTS

Year	G	FG-A	PCT.	3FG-A	PCT.	FT-A	PCT.	PTS	AVG.
1968-69	26	138-282	.489	-	-	86-116	.741	362	13.9
1969-70	26	161-377	.427	-	-	86-131	.656	408	15.7
1970-71	26	174-390	.446	-	-	91-131	.695	439	16.9
Totals	78	473-1049	.451	-	-	263-378	.696	1209	15.5

24 - AL ROCHELLE - 1,206 POINTS

Year	G	FG-A	PCT.	3FG-A	PCT.	FT-A	PCT.	PTS	AVG.
1953-54	8	10-36	.278	-	-	29-41	.707	49	6.1
1954-55	22	119-309	.385	-	-	117-157	.745	355	16.1
1955-56	23	134-345	.388	-	-	153-204	.750	421	18.3
1956-57	22	153-376	.407	-	-	75-96	.781	381	17.3
Totals	75	416-1066	.390	-	-	374-498	.751	1206	16.1

25 - JIM HENRY - 1,198 POINTS

Year	G	FG-A	PCT.	3FG-A	PCT.	FT-A	PCT.	PTS	AVG.
1956-57	22	95-212	.448	-	-	101-151	.670	291	13.2
1957-58	24	182-393	.463	-	-	129-187	.790	493	20.5
1958-59	22	148-310	.477	-	-	118-150	.787	414	18.8
Totals	68	425-915	.464	-	-	348-488	.713	1198	17.6

26 - JOE FORD - 1,193 POINTS

Year	G	FG-A	PCT.	3FG-A	PCT.	FT-A	PCT.	PTS	AVG.
1972-73	26	46-121	.380	-	-	48-64	.750	140	5.4
1973-74	28	115-229	.502	-	-	66-89	.742	296	10.6
1974-75	26	121-257	.471	-	-	94-112	.839	336	12.9
1975-76	27	159-309	.515	-	-	103-126	.817	421	15.6
Totals	107	441-916	.481	-	-	311-391	.795	1193	11.1

27 - BILLY JOE ADCOCK - 1,190 POINTS

Year	G	FG-A	PCT.	3FG-A	PCT.	FT-A	PCT.	PTS	AVG.
1946-47	14	67	-	-	-	26-47	.553	160	11.4
1947-48	22	144	-	-	-	88-129	.682	376	17.1
1948-49	22	130	-	-	-	79-125	.632	339	15.4
1949-50	25	112	-	-	-	91-141	.645	315	12.5
Totals	83	453	-	-	-	284-442	.643	1190	14.3

28 - BRETT BURROW - 1,149 POINTS

Year	G	FG-A	PCT.	3FG-A	PCT.	FT-A	PCT.	PTS	AVG.
1982-83	33	53-120	.442	-	-	52-65	.800	158	4.8
1983-84	29	90-175	.514	-	-	41-64	.641	221	7.6
1984-85	28	137-265	.517	-	-	126-148	.851	400	14.3
1985-86	28	126-256	.492	-	-	118-143	.825	370	13.2
Totals	118	406-816	.498	-	-	337-420	.802	1149	9.7

29 - BABE TAYLOR - 1,144 POINTS


Year	G	FG-A	PCT.	3FG-A	PCT.	FT-A	PCT.	PTS	AVG.
1952-53	19	95-276	.344	-	-	17-23	.739	207	10.9
1953-54	22	105-318	.330	-	-	62-74	.838	272	12.4
1954-55	20	137-384	.357	-	-	67-93	.720	341	17.0
1955-56	23	141-391	.361	-	-	42-57	.737	324	14.1
Totals	84	478-1371	.349	-	-	188-247	.761	1144	13.6

COMMODORES®





I,000-POINT SCORERS



MARIO MOORE
2003-2006



BRUCE ELDER
1991-1993

30 - MARIO MOORE - 1,137 POINTS

Year	G	FG	PCT.	3FG-A	PCT	FT-A	PCT.	PTS	AVG.
2002-03	29	59-179	.330	35-101	.347	23-37	.622	176	6.1
2003-04	33	132-336	.393	66-182	.363	41-53	.774	371	11.2
2004-05	34	155-348	.445	77-193	.399	72-89	.809	459	13.5
2005-06	24	49-145	.338	19-83	.229	14-23	.609	131	5.5
Totals	120	395-1008	.392	197-559	.352	150-202	.743	1137	9.5

31 - BRUCE ELDER - 1,086 POINTS

Year	G	FG	PCT.	3FG-A	PCT	FT-A	PCT.	PTS	AVG.
1990-91	30	117-248	.472	26-71	.361	80-106	.755	340	11.3
1991-92	29	124-260	.477	33-78	.423	79-110	.718	360	12.4
1992-93	34	142-239	.594	20-52	.385	82-105	.781	386	11.4
Totals	93	383-747	.513	79-202	.391	241-321	.751	1086	11.7

32 - BO WYENANDT - 1,078 POINTS

Year	G	FG	PCT.	3FG-A	PCT	FT-A	PCT.	PTS	AVG.
1965-66	26	127-271	.469	-	-	75-101	.743	329	12.7
1966-67	26	160-313	.514	-	-	75-101	.743	395	16.5
1967-68	26	124-289	.429	-	-	106-127	.835	354	13.6
Totals	78	411-873	.471	-	-	256-329	.778	1078	13.8

33 - TODD MILHOLLAND - 1,053 POINTS

Year	G	FG	PCT.	3FG-A	PCT	FT-A	PCT.	PTS	AVG.
1988-89	31	36-75	.480	2-6	.333	14-17	.824	88	2.8
1989-90	35	134-258	.519	11-29	.379	58-78	.744	337	9.6
1990-91	24	102-196	.520	4-13	.308	74-91	.813	282	11.8
1991-92	29	140-260	.539	5-15	.333	61-75	.813	346	11.9
Totals	119	412-789	.522	22-63	.349	207-261	.793	1053	8.8

34 - DAN FINCH - 1,045 POINTS

Year	G	FG	PCT.	3FG-A	PCT	FT-A	PCT.	PTS	AVG.
1951-52	25	67-191	.351	-	-	58-96	.604	192	7.7
1952-53	18	124-351	.353	-	-	124-183	.678	372	20.7
1953-54	22	165-427	.386	-	-	151-211	.716	481	21.9
Totals	65	356-969	.367	-	-	333-490	.680	1045	16.1

35 - SAM HOWARD - 1,042 POINTS

Year	G	FG	PCT.	3FG-A	PCT	FT-A	PCT.	PTS	AVG.
1998-99	29	79-213	.371	58-158	.367	17-23	.739	233	8.0
1999-00	30	109-280	.389	78-216	.361	20-27	.741	316	10.5
2000-01	30	69-201	.343	35-120	.292	20-27	.741	193	6.4
2001-02	31	108-237	.456	67-159	.421	17-25	.680	300	9.7
Totals	120	365-931	.392	238-653	.364	74-102	.725	1042	8.7

36 - A.J. OGILVY - 1,026 POINTS

Year	G	FG	PCT.	3FG-A	PCT	FT-A	PCT.	PTS	AVG.
2007-08	34	201-342	.588	0-2	.000	176-229	.769	578	17.0
2008-09	29	280-543	.514	7-27	.259	137-196	.699	448	15.4
Totals	63	353-622	.568	7-29	.241	313-425	.736	1026	16.3

37 - AUSTIN BATES - 1,020 POINTS

Year	G	FG	PCT.	3FG-A	PCT	FT-A	PCT.	PTS	AVG.
1993-94	15	4-11	.364	0-0	.000	3-6	.500	11	0.7
1995-96	32	80-169	.473	0-0	.000	14-23	.609	174	5.4
1996-97	31	158-302	.523	0-2	.000	63-89	.708	379	12.2
1997-98	33	181-355	.510	0-2	.000	93-139	.676	456	13.8
Totals	111	423-837	.505	0-4	.000	173-257	.673	1,020	9.2

38 - PERRY WALLACE - 1,010 POINTS

Year	G	FG	PCT.	3FG-A	PCT	FT-A	PCT.	PTS	AVG.
1967-68	26	111-260	.426	-	-	30-60	.500	252	9.7
1968-69	26	135-308	.438	-	-	27-53	.509	297	11.4
1969-70	26	197-400	.493	-	-	67-87	.770	461	17.7
Totals	78	443-968	.458	-	-	124-200	.620	1010	12.9

39 - ALEX GORDON - 1,007 POINTS

Year	G	FG	PCT.	3FG-A	PCT	FT-A	PCT.	PTS	AVG.
2004-05	34	57-166	.343	40-116	.345	50-64	.781	204	6.0
2005-06	30	50-132	.379	31-84	.369	39-53	.736	170	5.7
2006-07	34	80-202	.396	52-136	.382	53-72	.736	265	7.8
2007-08	34	111-275	.404	77-192	.401	69-88	.784	369	10.8
Totals	132	298-775	.385	200-528	.379	211-277	.762	1007	7.6



BO WYENANDT
1966-1968




TODD MILHOLLAND
1989-1992



DAN FINCH
1952-1954



SAM HOWARD
1999-2002



A.J. OGILVY
2007-Present



AUSTIN BATES
1994-1998



PERRY WALLACE
1968-1970



ALEX GORDON
2005-08

VANDERBILT

VU IN THE PROS



SHAN FOSTER
2008



CLYDE LEE
1967-1971



DERRICK BYARS
2007




BILL LIGON
1974



MATT FREIJE
2005



FRANK KORNET
1990-91



JEFF TURNER
1985-87, 1990-96

COMMODORES IN THE NBA DRAFT

Year	Player	Team	Round
2008	Shan Foster	Dallas	2nd
2007	Derrick Byars	Portland (Traded to Philadelphia)	2nd
2004	Matt Freije	Miami	2nd
2000	Dan Langhi	Dallas (Traded to Houston)	2nd
1989	Frank Kornet	Milwaukee	2nd
1988	Will Perdue	Chicago	1st (11th pick)
1987	Glen Clem	New York	5th
1984	Jeff Turner	New Jersey	1st (7th pick)
1981	Charles Davis	Washington	2nd
	Mike Rhodes	San Antonio	5th
1980	Tommy Springer	Denver	7th
1976	Butch Feher	Phoenix	2nd
	Jeff Fosnes	Golden State	4th
1974	Jan van Breda Kolff	Portland	2nd
	Terry Compton	Kansas City-Omaha	4th
	Bill Ligon	Detroit	10th
1973	Steve Turner	Boston	10th
	Rod Freeman	Philadelphia	11th
1971	Thorpe Weber	Boston	6th
1970	Perry Wallace	Philadelphia	5th
1969	Tom Hagan	San Francisco	3rd
	Bob Bundy	Atlanta	7th
1968	Bob Warren	Atlanta	4th
	Bo Wyenandt	Cincinnati	10th
1967	Jerry Southwood	Baltimore	18th
1966	Clyde Lee	San Francisco	1st (3rd pick)
	Keith Thomas	Los Angeles	6th
1961	Bill Depp	Boston	3rd
1959	Jim Henry	Minneapolis	6th
1957	Al Rochelle	St. Louis	5th
1954	Dan Finch	Minneapolis	—
1951	George Kelley	Indianapolis	—
1950	Billy Joe Adcock	Fort Wayne	—

COMMODORES®

CAREERS IN PROFESSIONAL BASKETBALL

CHARLES DAVIS

Washington (NBA) 1982-1985
Milwaukee (NBA) 1985-1988
San Antonio (NBA) 1988
Chicago (NBA) 1989-1990

BUTCH FEHER

Phoenix (NBA) 1977

ROD FREEMAN

Philadelphia (NBA) 1974

MATT FREIJE

New Orleans (NBA) 2005
Nashville (ABA) 2005
Atlanta (NBA) 2007

TOM HAGAN

Dallas (ABA) 1970-71
Kentucky (ABA) 1971

WILLIE "HUTCH" JONES

San Diego (NBA) 1983-84

FRANK KORNET

Milwaukee (NBA) 1990-91

DAN LANGHI

Houston (NBA) 2001-02
Phoenix (NBA) 2003
Golden State (NBA) 2004
Milwaukee (NBA) 2004

CLYDE LEE

San Francisco (NBA) 1967-71
Golden State (NBA) 1972-74
Atlanta (NBA) 1975
Philadelphia (NBA) 1975-76

BILL LIGON

Detroit (NBA) 1975

WILL PERDUE

Chicago (NBA) 1989-95
San Antonio (NBA) 1996-99
Chicago (NBA) 2000

ROGER SCHURIG

Houston (ABA)-1968

JEFF TURNER

New Jersey (NBA)-1985-87
Orlando Magic (NBA) 1990-96

JAN VAN BREDA KOLFF

Denver (ABA) 1975
Virginia (ABA) 1976
Kentucky (ABA) 1976
N.Y./N.J Nets (NBA) 1977-83

BOB WARREN

Los Angeles (ABA) 1969-70
Memphis (ABA)-1971-72
Carolina (ABA) 1972-73
Dallas (ABA) 1973
Utah (ABA) 1973-74
San Antonio (ABA) 1974-76



VU IN THE PROS

Charles Davis • F • 6-7 • 215 • Nashville, Tenn.

Yr-Team	G	FG-A	PCT.	3FG-A	PCT.	FT-A	PCT.	REB-AVG.	PTS-AVG.
1982-WASH-N	54	88-184	.478	0-2	.000	30-37	.811	133-2.5	206-3.8
1983-WASH-N	74	251-534	.470	2-10	.200	56-89	.629	213-2.9	560-7.6
1984-WASH-N	46	103-218	.472	1-9	.111	24-39	.615	103-2.2	231-5.0
1985-WASH-N	4	2-10	.200	0-0	.000	3-4	.750	4-1.0	7-1.8
1985-MILW-N	57	151-346	.436	1-10	.100	48-58	.828	149-2.6	351-6.2
1986-MILW-N	57	188-397	.474	3-24	.125	61-75	.813	170-3.0	440-7.7
1988-MILW-N	5	6-18	.333	0-2	.000	0-0	.000	3-0.6	12-2.4
1988-SA-N	16	42-97	.432	1-15	.067	7-10	.700	38-2.4	92-5.8
1989-CHI-N	49	81-190	.426	4-15	.267	19-26	.731	114-2.3	185-3.78
1990-CHI-N	53	58-158	.367	7-25	.280	7-8	.875	81-1.5	130-2.5
8 Seasons	415	970-2152	.451	19-112	.170	255-346	.737	1008-2.4	2214-5.3

Butch Feher • G • 6-4 • 185 • Flint, Mich.

Yr-Team	G	FG-A	PCT.	3FG-A	PCT.	FT-A	PCT.	REB-AVG.	PTS-AVG.
1977-PHO-N	48	86-162	.530	-	-	76-99	.768	74-1.54	248-5.17
1 Season	48	86-162	.530	-	-	76-99	.768	74-1.54	248-5.17

Rod Freeman • F • 6-7 • 225 • Anderson, Ind.

Yr-Team	G	FG-A	PCT.	3FG-A	PCT.	FT-A	PCT.	REB-AVG.	PTS-AVG.
1974-PHI-N	35	39-103	.379	-	-	28-41	.683	54-1.5	106-3.0
1 Season	35	39-103	.379	-	-	28-41	.683	54-1.5	106-3.0

Matt Freije • F • 6-10 • 249 • Overland Park, Kan.

Yr-Team	G	FG-A	PCT.	3FG-A	PCT.	FT-A	PCT.	REB-AVG.	PTS-AVG.
2005-NOH-N	23	37-127	.291	14-54	.259	5-8	.625	61-2.7	93-4.0
2007-ATL-N	19	16-54	.296	3-22	.136	5-6	.833	24-0.4	40-2.1
2 Seasons	42	53-181	.293	17-76	.224	10-14	.600	85-2.0	133-3.2

Tom Hagan • G • 6-3 • 185 • Louisville, Ky.

Yr-Team	G	FG-A	PCT.	3FG-A	PCT.	FT-A	PCT.	REB-AVG.	PTS-AVG.
1970-DLC-A	24	37-81	.457	7	-	22-29	.759	30-1.3	103-4.3
1971-KEN-A	4	2-10	.200	0	-	0-2	.000	1-0.3	4-1.0
1971-TEX-A	45	98-236	.415	12	-	43-61	.705	82-1.8	251-5.6
2 Seasons	73	137-327	.419	19	-	65-92	.707	113-1.6	358-4.9

Willie "Hutch" Jones • F • 6-8 • 190 • Buffalo, N.Y.

Yr-Team	G	FG-A	PCT.	3FG-A	PCT.	FT-A	PCT.	REB-AVG.	PTS-AVG.
1983-SDC-N	9	17-37	.459	0-0	.000	6-6	1.000	17-1.9	40-4.4
1984-SDC-N	4	0-3	.000	0-0	.000	1-4	.250	0-0.0	1-0.3
2 Seasons	13	17-40	.430	0-0	.000	7-10	.700	17-1.3	41-3.2

Frank Kornet • F • 6-9 • 225 • Lexington, Ky.

Yr-Team	G	FG-A	PCT.	3FG-A	PCT.	FT-A	PCT.	REB-AVG.	PTS-AVG.
1990-MIL-N	57	42-114	.368	5-20	.250	24-39	.615	71-1.2	113-2.0
1991-MIL-N	32	23-62	.371	5-18	.278	7-13	.538	24-0.8	58-1.8
2 Seasons	89	65-176	.369	10-38	.263	31-52	.596	95-1.1	171-1.9

Dan Langhi • F • 6-11 • 220 • Chicago, Ill.

Yr-Team	G	FG-A	PCT.	3FG-A	PCT.	FT-A	PCT.	REB-AVG.	PTS-AVG.
2001-HOU-N	33	37-99	.374	0-1	.000	16-29	.552	41-1.2	90-2.7
2002-HOU-N	34	49-125	.393	1-4	.250	8-11	.727	67-2.0	107-3.2
2003-PHO-N	60	81-202	.401	9-31	.290	12-20	.600	87-1.5	183-3.1
2004-GSW-N	4	2-6	.333	0-0	.000	2-2	1.000	3-0.8	6-1.5
2004-MIL-N	2	3-8	.375	1-2	.500	0-0	.000	1-0.5	7-1.8
4 Seasons	133	172-440	.391	11-38	.289	38-62	.613	199-1.5	393-3.5

Clyde Lee • F/C • 6-10 • 205 • Nashville, Tenn.

Yr-Team	G	FG-A	PCT.	3FG-A	PCT.	FT-A	PCT.	REB-AVG.	PTS-AVG.
1967-SFW-N	74	205-503	.408	-	-	105-166	.633	551-7.4	515-7.0
1968-SFW-N	82	373-894	.417	-	-	229-335	.683	1141-13.9	975-11.9
1969-SFW-N	65	268-674	.398	-	-	160-256	.625	897-13.8	696-10.7
1970-SFW-N	82	362-822	.440	-	-	178-300	.593	929-11.3	902-11.0a
1971-SFW-N	82	194-428	.453	-	-	111-199	.558	570-7.0	499-6.1
1972-GSW-N	78	256-544	.471	-	-	120-222	.541	1132-14.5	632-8.1
1973-GSW-N	66	170-365	.466	-	-	74-131	.565	598-9.1	414-6.3
1974-GSW-N	54	129-284	.454	-	-	62-107	.579	598-11.1	320-5.9
1975-ATL-N	9	12-36	.333	-	-	32-39	.821	70-7.8	56-6.2
1975-PHI-N	71	164-391	.419	-	-	87-138	.630	687-9.7	415-5.8
1976-PHI-N	79	123-282	.436	-	-	63-95	.663	453-5.7	309-3.9
10 Seasons	742	2256-5223	.432	-	-	1221-1988	.614	7626-10.3	5733-7.7

Bill Ligon • G • 6-4 • 180 • Nashville, Tenn.

Yr-Team	G	FG-A	PCT.	3FG-A	PCT.	FT-A	PCT.	REB-AVG.	PTS-AVG.
1975-DET-N	38	55-143	.385	-	-	16-25	.640	26-0.7	126-3.3
1 Season	38	55-143	.385	-	-	16-25	.640	26-0.7	126-3.3

Will Perdue • C • 7-0 • 240 • Melbourne, Fla.

Yr-Team	G	FG-A	PCT.	3FG-A	PCT.	FT-A	PCT.	REB-AVG.	PTS-AVG.
1989-CHI-N	30	29-72	.403	0-0	.000	8-14	.571	45-1.5	66-2.2
1990-CHI-N	77	111-268	.414	0-5	.000	72-104	.692	214-2.8	294-3.8
1991-CHI-N	74	116-235	.510	0-3	.000	75-112	.670	336-4.5	307-4.1
1992-CHI-N	77	152-278	.547	1-2	.500	45-91	.495	312-4.1	350-4.6
1993-CHI-N	72	137-246	.557	0-1	.000	67-111	.604	287-4.0	341-4.7
1994-CHI-N	43	47-112	.420	0-1	.000	23-32	.719	126-2.9	117-2.7
1995-CHI-N	78	254-459	.553	0-1	.000	113-194	.582	522-6.7	621-8.0
1996-SAS-N	80	173-331	.522	0-1	.000	67-125	.536	485-6.1	413-5.2
1997-SAS-N	65	233-410	.568	0-0	.000	99-171	.579	638-9.8	565-8.7
1998-SAS-N	79	162-295	.549	0-1	.000	70-133	.526	535-6.8	394-5.0
1999-SAS-N	37	38-60	.633	0-0	.000	14-26	.538	138-3.7	90-2.4
2000-CHI-N	67	59-168	.351	0-0	.000	50-105	.476	262-3.9	168-2.5
2001-POR-N	13	6-9	.667	0-0	.000	2-4	.500	18-1.4	14-1.1
13 Seasons	792	1517-2943	.515	1-15	.067	705-1222	.577	3918-4.9	3740-4.7

Roger Schurig • G • 6-3 • 185 • Kirkwood, Mo.

Yr-Team	G	FG-A	PCT.	3FG-A	PCT.	FT-A	PCT.	REB-AVG.	PTS-AVG.
1968-HSM-A	21	35-94	.372	3	-	27-36	.750	29-1.4	100-4.8
1 Season	21	35-94	.372	3	-	27-36	.750	29-1.4	100-4.8

Jeff Turner • F/C • 6-9 • 230 • Bangor, Maine

Yr-Team	G	FG-A	PCT.	3FG-A	PCT.	FT-A	PCT.	REB-AVG.	PTS-AVG.
1985-NUN-N	72	171-377	.453	0-3	.000	79-92	.858	218-3.0	421-5.8
1986-NUN-N	53	84-171	.491	0-1	.000	58-78	.744	137-2.6	226-4.3
1987-NUN-N	76	151-325	.465	0-1	.000	76-104	.731	197-2.6	378-5.0
1990-ORL-N	60	132-308	.429	2-10	.200	42-54	.778	227-3.8	308-5.1
1991-ORL-N	71	259-532	.487	6-15	.400	85-112	.759	363-5.1	609-8.6
1992-ORL-N	75	225-499	.451	1-8	.125	79-114	.693	246-3.3	530-7.1
1993-ORL-N	75	231-437	.529	10-17	.588	56-70	.800	252-3.4	528-7.0
1994-ORL-N	68	199-426	.467	18-55	.327	35-45	.778	271-4.0	451-6.6
1995-ORL-N	49	73-178	.410	27-75	.360	26-29	.897	97-2.0	199-4.1
1996-ORL-N	13	18-51	.353	9-27	.333	2-2	1.000	28-2.2	47-3.6
10 Seasons	612	1543-3304	.467	73-212	.344	538-700	.769	2036-3.3	3697-6.0

Jan van Breda Kolff • G/F • 6-7 • 195 • Palos Verdes, Calif.

Yr-Team	G	FG-A	PCT.	3FG-A	PCT.	FT-A	PCT.	REB-AVG.	PTS-AVG.
1975-DNA-A	84	155-342	.453	0	-	177-211	.839	358-4.3	487-5.8
1976-KEN-A	43	95-192	.495	1	-	56-68	.824	195-4.5	247-5.7
1976-VIR-A	37	128-296	.432	1	-	109-130	.838	241-6.5	366-9.9
1977-NYN-N	72	271-609	.445	-	-	195-228	.855	460-6.4	737-10.2
1978-NUN-N	68	107-292	.366	-	-	87-123	.707	244-3.6	737-10.8
1979-NUN-N	80	196-423	.463	-	-	146-183	.798	382-4.8	538-6.7
1980-NUN-N	82	212-458	.462	7-20	.350	130-155	.839	429-5.2	561-6.8
1981-NUN-N	78	100-245	.408	2-8	.250	98-117	.838	202-2.6	300-3.8
1982-NUN-N	41	41-82	.500	0-2	.000	62-76	.816	48-1.2	144-3.5
1983-NUN-N	13	5-14	.357	0-0	.000	5-6	.833	13-1.0	15-1.2
9 Seasons	598	1310-2953	.443	11-30	.367	1065-1297	.821	2572-4.3	3696-6.2

Bob Warren • G • 6-5 • 190 • Murray, Ky.

Yr-Team	G	FG-A	PCT.	3FG-A	PCT.	FT-A	PCT.	REB-AVG.	PTS-AVG.
1969-LAS-A	76	285-645	.441	31	-	297-385	.771	349-4.6	898-11.8
1970-LAS-A	72	266-647	.411	25	-	176-238	.739	277-3.8	733-10.2
1971-MMP-A	46	146-367</							

VU LETTERMEN



COMMODORES®




BILLY JOE ADCOCK
1948-1950

A

Abernathy, Dick, "Ab", 1930
Adair, Andrew, 1983
Adams, A. G., Jr., 1908
Adams, Alf, "Shug", 1919, 20
Adams, Joseph, "Bud", 1986, 87
Adcock, Billy Joe, 1948, 49, 50
Akin, Lewis E., 1957
Allsmiller, Brian, 1978, 79, 80, 81
Amaechi, John, 1991
Amsler, James, 1988, 89
Anglin, Kevin, 1990, 91, 92, 93
Arnholt, Tom, 1970, 71, 72

B

Bailey, J. M., 1918
Baird, Sonny, 1942
Baker, Dave, 1927, 28
Baker, Fred, 1995
Ball, Byron, 1985, 86
Ball, J. A., 1946
Ballenger, Ryan, 1942
Ballestra, Alberto, 1989, 90
Banks, Larry E., 1959, 60, 61
Bartch, Hal, 1968, 69
Bates, Austin, 1994, 96, 97, 98
Bates, Don, 1957
Bates, Doug, 1971, 72, 73
Beal, Jermaine, 2007, 08, 09
Bell, Alvin, "Pep", 1921, 22, 23, 24
Benjamin, Fred, 1988, 89, 91
Bennett, Erskin, 1975
Bemenderfer, Neil, 1975, 76
Berwanger, Pat, 1978, 79, 80
Bell, Keegan, 2008
Beth, Aaron, 1991, 92, 93, 94
Biles, Shelton, 1944
Blair, Frank, 1914, 15, 16
Blair, Frank, 1946
Blake, C. B., 1904
Blake, B., 1907
Blake, D., 1907
Blake, J. V., 1908
Blake, R. E., 1904
Bland, Robert R., 1960, 61, 62
Bomar, Lynn, 1922, 23, 24
Booker, Barry, 1986, 87, 88, 89
Boswell, Dave, 1966, 67
Bridges, Frank, 1926, 27, 28
Brock, Jack, 1945
Brooks, Dan, 1926, 27, 28
Brown, Enoch, "Nuck", 1912, 13, 14




BARRY BOOKER
1986-1989

C

Brown, JeJuan, 2007
Brown, Manning, 1922
Brown, Robert, 1909, 10, 11
Brown, Tom, 1912, 13, 14
Brubaker, Robert, 1937
Brumbach, Charles F., 1909
Bryngelson, Bill, 1944, 45
Buchi, Harold, 1935
Buechlein, Charles A., 1955, 56
Bundy, Bob, 1967, 68, 69
Burrow, Brett, 1983, 84, 85, 86
Burton, Robert E., 1960, 62
Butler, Glen, 1970, 71, 72
Byars, Derrick, 2006, 2007

Cage, Dan, 2004, 05, 06, 07
Caldwell, W. H. Gerald, Jr., 1955
Calvert, Roy Wayne, 1964, 65, 66
Cammarata, Ric, 1969
Campbell, Kenny, 1965, 66, 67, 68
Carloss, Matt, 1934, 35, 36
Carroll, DeMarre, 2005, 06
Cattelino, John, 1972, 73
Chalfant, Bertram, 1930, 31
Chess, Bob, 1972, 73, 74, 75
Childs, Ralph A., 1956
Clark, Jimmy, 1951
Clark, Ray, 1960, 61, 62
Clary, Ben, 1902, 03
Clary, J., 1902
Clary, Lawson, 1902, 03, 04
Clem, Glen, 1984, 85, 86, 87
Cody, Joshuway, 1915, 16, 20
Coffee, Shelby, 1929, 30, 31
Cole, Elliott, 2008, 09
Coleman, Dave, 1935, 36, 37
Collett, Mike, 1988
Compton, Terry, 1972, 73, 74
Conn, Jimmy, 1970, 71
Cook, Charlie, 1927, 28
Corcoran, Tony, 1942
Corman, George, 1918
Coulibaly, Darius, 1999, 00, 01, 02
Coverdale, Jonas, 1924, 25
Covington, Connie, 1918
Cox, Phil, 1982, 83, 84, 85
Cowan, Gerald, 1921, 22
Craig, Mike, 1948, 49
Crain, Carl, 1976, 77, 78, 79
Cram, Donald, 1928, 29, 30
Crook, Senter, 1918, 19



TERRY COMPTON
1972-1974

D

Cugini, Gianni, 1996, 97
Cummings, Jim, 1953
Cummings, John, 1929
Cunningim, Merrimon, 1929, 30
Curley, Pete, 1934, 35, 36
Curtis, Bucky, 1949


Dalton, John, 1946
Daunic, Willy, 1990, 91, 92
Davidson, Robert, 1913, 14, 15, 16
Davies, Bob, 1984, 85
Davis, Charles, 1977, 78, 79, 80, 81
Davis, George H., 1954
Davis, H. W., 1901, 02, 03
Davis, Joe, "Sticky", 1941
Davis, Douglas P., 1929
DeCourcy, Neil, 1973, 74
Dehoney, Homer, 1943
Depp, William B., 1959, 60, 61
Derenbecker, John, 1981, 82
Diffie, Jimmy, 1945
Disharoon, Hugh, 1930
Di Spaltro, Billy, 1995, 96, 97, 98
Dixon, Rand, 1934
Doninger, John A., 1960, 61
Doyne, Barney, 1931
Drace, C. G., 1918
Drake, George, 2007, 08, 09
Draud, Scott, 1987, 88, 90, 91
Due, Dan, 1968, 69
Duffy, Joe, 2008, 09
Dulaney, Darrell, 1983, 84, 85, 86
DuPont, Michael, 1983
Duvier, Hank, 1948, 49, 50

E

Elbert (NFNA)*, 1926
Elder, Bruce, 1991, 92, 93
Elliott, Mark, 1977, 78, 79, 80
Embry, Slim, 1922, 23
Erwin, Roy V., 1908
Etheridge, David, 1985
Evans, Malik, 1992, 94, 95, 96
Ewers, Bill, 1945, 46
Ewing, William M., 1931
Ezeli, Festus, 2009

F

Feher, Ray, "Butch", 1973, 74, 75, 76
Feix, Bill, 1952, 53



RAY "BUTCH" FEHER
1973-76


Fields, Charley, 1936, 37
Finch, Dan, 1952, 53, 54
Fiser, Warren S., 1959, 60, 61
Floyd, Johnny, 1920
Ford, Joe, 1973, 74, 75, 76
Ford, Turney, 1938, 39
Ford, Vince, 1996, 97, 98, 99
Fortune, Chuggy, 1933
Fosnes, Jeff, 1973, 74, 75, 76
Foster, Julian, "Julie", 1931, 32, 33
Foster, Raymond, 1923, 24
Foster, Shan, 2005, 06, 07, 08
Fowler, Lee, 1972, 73, 74
Franklin, Adolph, 1929
Franklin, Tom, 1930
Frazier, Anddrikk, 1995
Freeland, E. Y., 1910, 11, 12
Freeman, Rod, 1970, 71, 72, 73
Freije, Matt, 2001, 02, 03, 04
French, James E., 1956, 57, 58
Fridrich, Gerald, 1952, 53, 54, 55
Fuller, Greg, 1977, 78, 79

G


Gambill, John M., 1963, 64
Gannaway, Herbert, 1901
Gary, Jeff, 1982, 83, 84, 85, 86
Gayden, Hamilton, 1957
Gee, Billie Frank, 1953, 54, 55, 56
Geny, Willie, 1934, 35, 36
Gibbs, Jo Malcolm, 1954, 55, 56, 57
Gibbs, Kenny, 1965, 66, 67
Gibson, Roy M., 1928
Gilbert, Mack, 1929
Gilmore, W. L., 1910
Gish, Bobby Lance, 1962, 63
Gleaves, Dick, 1920, 21
Godchaux, Frank A., 1921
Godwin, Alex E., 1931
Goheen, Barry, 1986, 87, 88, 89
Gordon, Alex, 2005, 06, 07, 08
Gore, Charles, 1931
Goulbourne, Lance, 2009
Govedarica, Ted, 1975
Grace, Robert W., 1963, 64, 65
Graham, Alvin, 1933
Graham, Dick, 1911
Graham, Ed, 1942
Graham, Jamie, 2008, 09
Graham, Robbie, 1990
Grant, Steve, 1988, 89, 90, 91
Graves, Joe, 1945




VU LETTERMEN




SAM HOWARD
1999-2002



RUSSELL LAKEY
2001-2004



RONNY McMAHAN
1992-1995



TODD MILHOLLAND
1989-1992

Gray, Jimmy, 1980, 81
Greenbaum, Ralph M., 1958
Green, Robert E., 1964, 65, 66
Gregor, Robert M., 1956, 57, 58
Grider, Sydney, 1986, 87
Griffiths, Ronald S., 1961, 62
Grossman, Thomas R., 1953

H

Hackett, Walter, 1937, 38
Hagan, Tom, 1967, 68, 69
Hale, John W., 1959
Hall, Dan, 1990, 92, 93, 94
Hall, Glen, 1907
Hall, Jerry Don, 1960, 62, 63
Haller, Alex, 1945
Hambrick, David, 1943, 44
Hamilton, E. J., 1903, 04
Hammond, Aubrey, 2005, 06, 07
Hanna, Ross, 1938, 39, 40
Hardage, L. W., 1912
Harlan, Bill, 1938, 39
Harrison, Charles E., 1953, 54, 55, 56
Heistand, Ed, 1939
Heldman, Jack, 1950, 51, 52
Henderson, Tommy, 1931, 32, 33
Hendricks, Harvey, 1918
Henry, Douglas, 1911
Henry, James E., 1957, 58, 59
Herring, Bucky, 1951
Hines, Charles R., 1963, 64
Hinkle, Carl, 1936

Hinkle, Charles, 2009

Hinton, Don R., 1957, 58, 59
Holdgraf, Maurice, 1940, 41
Holland, Martin W., 1958
Holman, Whit, 1946
Holwerda, Jason, 2002, 03, 04, 05
Hopper, Lynch, 1967
Horowitz, Arthur, 1938
Hosbach, John S., 1962, 63
Houghland, Hubbard, 1957, 58
Howard, Sam, 1999, 00, 01, 02
Howell, Joe T., 1902
Howington, Jim, 1907
Hudson, L. D., 1903
Huggins, Harold "Skinny", 1932, 33, 34
Hughes, David, 1982
Hughes, Russell, 1913
Hundley, Scott, 2001, 02, 03, 04
Hunter, Ed, 1937, 38, 39

Hutcheson, W. G., 1913
Hyden, Johnny, 1940, 41

I

Irby, Jack, 1939, 40
Ireland, William C., 1938
Ireland, Francis J., 1930
Izard, George D., 1911
Izzaguerre, Carlos, 1944

J

Jarrett, J. H., 1915
Jenkins, Jack, 1941, 42
Jennings, William R., 1956
Johnson, John H., 1963
Johnson, W. S., Jr., 1960, 61, 62
Joiner, David, 1984, 85
Jones, Bob, 1949
Jones, Grinnell, 1901, 02, 03, 04
Jones, Herbert, 1911
Jones, Rick, 2000
Jones, Willie, "Hutch", 1980, 81, 82
Jordan, Victor, 1979

K

Kardokus, Dave, 1950, 51, 52
Keene, Jess, 1926
Keene, Pete, 1934, 35
Keeton, James, 1937
Keffer, Dicky, 1975, 76, 77
Keller, William F., 1954, 55, 56, 57
Kelley, George, 1949, 50, 51
Kilzer, Walter, 1943
King, Red, 1931, 32
Kirkes, Patrick, 1930, 31, 32
Klein, Louis, 1962
Klyce, W. Henry, 1912
Knox, Ron, 1966, 67
Kornet, Frank, 1986, 87, 88, 89
Kraft, Joe, 1943, 46
Kramb, Tom, 1975
Kuhn, Oliver "Doc", 1922, 23
Kuiper, Paul, 1982
Kyle, Frank, 1903

L

LaFevor, Bill, 1968
Lakey, Russell, 2001, 02, 03, 04
Laks, Henry, 1941, 42, 43
Lampley, Jim, 1979, 80
Lane, Bill, 1949

Langhi, Dan, 1997, 98, 99, 00
Lanier, Sartain, 1931
LaPointe, Greg, 1998, 99, 00, 01
Lassiter, R. L., 1918
Laughinghouse, Scott, 1988
Laurent, John W., 1959, 60
Lawrence, Bobby, 1944, 49
Lawson, Chris, 1993, 94
Lawson, Douglas, 1944, 45
LeBlanc, Michael, 1999
Lee, Clyde W., 1964, 65, 66
Lekwauwa, Sam, 2000
Lenz, Jimmy, 1981, 82, 83, 84
Ligon, Bill, 1972, 73, 74
Linder, Kevin, 1981, 82
Lipscomb, Brant, "Pinky", 1939, 40, 41
Little, Joe, 1938, 39, 40
Lockhart, Eugene, 1907
Lockyear, Gene, 1965, 66, 67, 68
Lowenstein, Louis, 1928, 29
Lowenthal, Jay, 1976, 77, 78, 79
Lucas, J.J., 1995
Luck, J. M., 1913

M

MacKenzie, Tom, 1952, 53, 54
Maddux, Drew, 1995, 96, 97, 98
Maddux, Ed, 1943
Maddux, Ray, 1971, 72, 73
Malone, Charles, 1946
Malone, William, 1933
Maloney, Matt, 1991
Manning, Ray, 1937, 38
Marsh, Earl, 1930, 31, 32
Martin, Carl, "Zeke", 1909, 10, 11, 12
Martin, Willie, 1926, 27
Mason, James, 1946
Mayes, Charles, 1988, 89, 90, 91
Mayes, Ralph, 1969, 70, 71
Mayfield, George, 1945
Mayson, Dave, 1937
McBee, Dalton, 1935
McCabe, Scott, 1984, 85
McCaffrey, Billy, 1993, 94
McCall, John, 1925, 26, 27
McChesney, George, 1950, 51
McClellan, Darshawn, 2008, 2009
McGehee, R. B., 1909, 10
McGuire, Bobby, 1948
McKibbon, Fred, 1925

McKinney, Al, 1981, 82, 83, 84
McMahan, Ronnie, 1992, 93, 94, 95
McSwain, Warren, 1973, 74
Meiers, Freddie, 1923
Meriwether, Chris, 2009
Metcalf, Alan, 2005, 06, 07, 08
Metz, Charles, 1941
Mifford, J. A., 1915
Milburn, Bryan, 1992, 93, 94, 95
Milholland, Todd, 1989, 90, 91, 92
Miller, Al, 1981, 82
Miller, John Ed, 1963, 64, 65
Miller, Marvin, 1933
Milliken, John, 1938, 39, 40
Mills, Chuck, 1943
Moore, Chuck, 2001, 02
Moore, Deandre, 1999
Moore, Mario, 2003, 04, 05, 06
Moore, Mike, 1973, 74, 75, 76
Morgan, Walter, 1912, 13, 14
Morrow, Garland, 1918, 19, 20, 21, 23
Moss, Malcolm, 1925, 26, 27
Motlow, Thomas, 1901
Munday, Irvin, 1948


N

Neely, W. D., 1908, 09, 10
Neff, Randy, 1986, 87
Nelson, Oscar G., 1910, 11, 12, 13, 14
Netner, Ross, 2007, 08
Newland, Bruce, 1943
Noll, Aaron, 2009
Nordhaus, George, 1952, 53, 54, 55
North, John, 1943
Norton, John, 1973, 74, 75, 76
Norton, Roland, "Rolly", 1919, 20
Nunnery, Rob, 1992
Nwankwo, Davis, 2006

O

O'Callaghan, Harry N., 1926
Ogilby, Kevin, 1989
Ogilvy, A.J., 2008, 2009
Oliver, Bobby, 1934, 35
Oliver, Van, 1969, 70, 71
Olsen, Julian, 1941, 42, 43
Overly, Ken, 1934, 35, 36, 37
Owen, Tommy, 1942, 43

VU LETTERMEN



ATIBA PRATER
1997-2000

P

Page, Keith, 1976, 77
 Pardue, Howard, 1934
 Pardue, Tom, 1943
 Parker, L., 1915, 16
 Parks, Haworth, 1948, 49
 Parks, Jr., Haworth, 1972, 74
 Paschall, A. B., 1909
 Patterson, R. M., 1908, 09
 Patton, W., 1903
 Payton, Adam, 2003, 04
 Peebles, Mac, 1940
 Pentecost, Clement, 1909, 10
 Perdue, Will, 1984, 86, 87, 88
 Perry, Alexander, 1901
 Petrie, Garner, 1965
 Pflieger, Jeff, 1983
 Pickens, D. R., 1903, 04
 Pirrie, Jack Allen, 1958, 60
 Pinson, T. W., 1912
 Pinson, William, 1908, 09
 Plasman, Dick, 1935, 36
 Plavich, Brendan, 2001, 02
 Porter, Slim, 1924, 26
 Prater, Atiba 1997, 98, 99, 00
 Pride, Howard, 1994, 95, 96, 97
 Procter, J. B., 1908
 Przybyszewski, Dawid,
 2002, 03, 04, 05

Q

Quarles, David, 1985

R

Ray, Felix, "Rope", 1943
 Ray, H., 1916
 Reece, Steve, 1984, 85, 86, 87
 Reese, Ernest, 1901
 Reeves, Gilvie, "Gibby", 1924, 25
 Reeves, Bobby, 1948, 49
 Reeves, E. E., 1923
 Reid, Eric, 1987, 88, 89, 90
 Reyer, George W., 1913, 15, 16
 Rhodes, Mike, 1978, 79, 80, 81
 Rice, Lee, 1944
 Rich, Herb, 1947
 Richardson, Dave, 1969, 70, 71
 Richmond, Billy, 2001
 Richter, Harry, 1941
 Riley, William Joe, 1953, 54, 55, 56
 Ringstaff, Don E., 1961




JERRY SOUTHWOOD
1965-1967

Roberts, H. H., 1916
 Robinson, Ben, 1945
 Robinson, Pete, 1948, 49, 50
 Rochelle, Alvin R., Jr., 1955, 56, 57
 Rodriguez, David, 2007
 Rogers, J. W., 1911
 Ross, R., 1931
 Rowan, Ben H., 1958, 59, 60
 Rucker, Chris, 1992
 Rue, Harrison, 1940, 41, 42
 Rupp, Adolph Frederick III "Chip",
 1986, 87
 Russell, John E., 1961, 62, 63
 Rutherford, Jimmy, 1928, 29, 30
 Ryan, Tommy, 1921, 22, 24, 25
 Rymer, Bob, 1937, 38, 39

S

Salter, Hiram P., 1928
 Scales, E. P., 1907
 Schnedlitz, Martin, 2002, 03, 04
 Schulman, Ralph, 1953
 Schurig, Roger P., 1963, 64, 65
 Schweer, Chris, 1970, 71, 73
 Scobey, David, "Lil Dave", 1943, 45
 Scott, Robert E., 1962, 63
 Scoggins, Jim, 1933, 34, 35
 Seckar, Frank, 1993, 94, 95, 96
 Shackelford, John, 1931, 32
 Shanklin, Robert, 1937
 Sharp, Allen, 1927, 28, 29
 Sharp, Henry, 1913
 Sharp, Joe, 1945
 Sharp, Vernon, 1927, 28
 Sherman, N. W., "Doochie",
 1918, 19
 Sheron, Chad, 1993, 94, 95, 96
 Shultz, Tom, 1975, 77, 78, 79
 Sikes, Ammie, 1914, 15
 Simmons, Walter H., 1901
 Simpson, Paul C., 1931
 Simpson, Wallace, 1924
 Skuchas, Ted, 2004, 05, 06, 07
 Smith, Bob Dudley, 1950, 51, 52
 Smith, Clarence, 1977, 78, 79, 80
 Smith, Corey, 2002, 03, 04, 05
 Sneed, John, 1975, 76, 77, 78
 Sorrells, Samuel A., 1909, 10
 Southwood, Gene, 1950, 51, 52
 Southwood, Jerry, 1965, 66, 67
 Springer, Tommy, 1977, 78, 79, 80
 Srygley, Ted, 1921, 22, 23, 24



JEFF TURNER
1981-1984

Stevens, Scott, 1987
 Stone, J. N., 1907
 Stringer, William K., 1930
 Strong, James 1997, 98, 99, 00
 Stuart, Jim, 1925, 26, 27
 Surman, Robert C., 1955
 Swartz, William G., 1931, 32

T

Tate, Ed., 1948
 Taylor, Clarence, 1953, 54, 55, 56
Taylor, Jeffery, 2009
 Taylor, Wayne F., 1963, 64, 65
Tchiengang, Steve, 2009
 Templeton, J. W., 1926
 Tenngren, Iiro, 1999
 Terrell, Julian, 2003, 04, 05, 06
 Thacker, Rudy, 1969, 70, 71
 Thoele, Robert, 1988
 Thomas, E. Dewey, 1953
 Thomas, John, 1927
 Thomas, Julian, 1919, 20, 21, 22
 Thomas, Roger Keith, 1964, 65, 66
 Thompson, Alex, 1972
 Thompson, Tim, 1976, 77, 78, 79
 Thornton, Brian, 2002, 03
 Throop, Willard, 1907, 08
 Thweatt, Poyner, 1940, 41, 42
 Thym, Robert, 1954, 55, 56, 57
 Tigert, J. J., 1903, 04
Tinsley, Brad, 2009
 Tipton, Winston, 1939
 Todd, Andy, 1948
 Travis, Dave, 1945
 Travis, William, 1937
 Throgmorton, Rannie, 1936, 37
 Turner, Jeff, 1981, 82, 83, 84
 Turner, John, 1932
 Turner, L. T., 1915, 16
 Turner, Steve, 1970, 71, 73

V

Van Breda Kolff, Jan, 1972, 73, 74
 Verhoeff, Roger, 1959

W

Wade, Bruce, 1913
 Wadlington, Bill, 1945, 46
 Waits, Ed, 1950
Walker, Andre, 2008



PERRY WALLACE
1968-1970

Walker, Dick, 1923, 24
 Wallace, Perry, 1968, 69, 70
 Wampler, Jack, 1950
 Warren, Bob, 1966, 67, 68
 Watkins, Markese, 1996
 Watkins, Shirley, 1935, 36
 Weakley, Samuel A., 1908, 09, 10
 Weatherford, W. D., 1901, 02
 Weaver, Charles, 1947
 Webb, Jimmy, 1942
 Weber, Thorpe, 1969, 70, 71
 Webster, J. B., 1907
 Weikert, Doug, 1980, 81, 82, 83
 Weiner, (NFNA)*, 1931
 Weiss, Al, 1951, 52
 Welhoelter, Art, 1968, 69, 70
 Westbrooks, Bobby,
 1983, 84, 85, 86, 87
 Wheat, Morgan, 1989, 90, 91
 White, Bob, 1952, 53
 Whitehead, Pax, 1995, 96, 97
 Whitnell, W. M., 1913
 Wilcox, Derrick, 1987, 88, 89, 90
 Williams, Anthony, 1998, 99, 00, 01
 Williams, Brian, 1997, 98
 Williams, Dick, 1948
 Williams, James, 1980, 81, 82, 83
 Williams, Kelley, 1985
 Windes, Ken, 1926
 Woodard, F. C., 1915, 16
 Woods, Chris, 1992, 93, 94, 95
 Woolf, E. L., 1901
 Wyenandt, Robert "Bo", 1966, 67, 68

Y

Yates, Douglas J., 1957, 58, 59
 Yates, Les, 1969, 70, 71
 Young, B., 1931
 Young, Spence, 1974, 75, 76, 77
 Young, Ted, 1980, 81, 82, 83

Z

Zerfoss, Tommie, 1916, 19, 20

COMMODORES®



VU JERSEY NUMBERS



VANDERBILT

00

Phil Cox, 1981-85

0

Jermaine Beal, 2007-Present

1

Mario Moore, 2003-2006

Brad Tinsley, 2009-Present

2

Festus Ezeli, 2008

Alex Gordon, 2005

Charles Hinkle, 2008-Present

David Rodriguez, 2007

Brian Thornton, 2001-03

3

Billy DiSpaltro, 1994-98

Festus Ezeli, 2009-Present

Hank Duvier, 1948-49

Alex Gordon, 2006-08

Jason Holwerda, 2001-2004

Michael LeBlanc, 1998-99

Howard Pride, 1993-94

Derrick Wilcox, 1986-90

4

Barry Booker, 1985-89

Derrick Byars, 2006-07

Darius Coulibaly, 1997-02

Malik Evans, 1993-94

Anddrikk Frazier, 1994-95

A.J. Ogilvy, 2008-Present

Haworth Parks, 1948-49

5

Bruce Elder, 1990-93

Malik Evans, 1994-96

Lance Goulbourne, 2009-Present

George Kelley, 1948-49

Geoff Peck, 2002-03

Brendan Plavich, 2000-02

Atiba Prater, 1997-00

6

Mike Craig, 1948-49

Bill Lane, 1948-49

8

Bobby Lawrence, 1948-49

9

Billy Joe Adcock, 1948-49

10

Aaron Beth, 1990-94

Sydney Grider, 1985-87

Sam Howard, 1997-02

Chris Meriwether, 2009-Present

Adam Payton, 2002-03

Doug Weikert, 1979-83

Kelley Williams, 1984-85

11

John Ameachi, 1990-91

Bob Davies, 1984-85

Bob Jones, 1948-49

Russell Lakey, 2000-03

Jimmy Lenz, 1980-84

J.J. Lucas, 1994-96

Alan Metcalfe, 2005-08

Tommy Springer, 1977-80

12

Austin Bates, 1993-98

Barry Goheen, 1985-89

Matt Maloney, 1990-91

Al McKinney, 1980-84

Billy Richmond, 2000-01

Pete Robinson, 1948-49

Jordan Smart, 2009-Present

13

Bud Adams, 1985-87

Tom Arnholt, 1969-72

Keegan Bell, 2008

Scott Draud, 1987-91

Joe Ford, 1972-73

John Norton, 1973-75

Howard Pride, 1994-97

Dawid Przybyszewski, 2001-2005

Jim Sloan, 1948-49

James Strong, 1997-00

14

Bucky Curtis, 1948-49

Aubrey Hammond, 2005-07

David Joiner, 1983-85

Rick Jones, 1999-00

Billy McCaffrey, 1992-94

Aaron Noll, 2009-Present

15

Elliott Cole, 2008-Present

Vince Ford, 1995-99

Mike Gambill, 1963-64 (road)

Jimmy Gray, 1979-81

Chris Messinger, 2000-01

16

Ron Griffiths, 1962-63

Noble Patton, 1951-52

17

Don Griffiths, 1960-61

Jerry Hall, 1962-63

Jack Pirrie, 1959-60

Bobby Westbrooks, 1982-87

20

Kevin Anglin, 1989-93

Dan Cage, 2004-07

Matt Carter, 1999-03

Mark Elliott, 1976-77

Jimmy French, 1955-56

Jeff Gray, 1981-86

Jim Henry, 1956-59

Scott Laughinghouse, 1987-88

Deandre Moore, 1998-99

Irving Munday, 1947-48

Mike Rhodes, 1977-81

Paul Winokur, 1946-47

21

Andrew Adair, 1982-83

Willy Daunic, 1989-92

Bob Davies, 1983-84

Hank Duvier, 1949-50

Bill Johnson, 1962-63 (road)

Dicky Keffer, 1974-77

Ralph Mayes, 1968-71

Darshawn McClellan, 2008-Present

Al Miller, 1980-82

Kevin Ogilby, 1988-89

Haworth Parks, 1971-74

David Quarles, 1984-85

Al

Rochelle, 1954-57

Chip Rupp, 1985-88

Wayne Taylor, 1963-65

Bob Warren, 1965-68

Bob White, 1950-52

Brian Williams, 1997-98

22

Bud Adams, 1986-87

Charles Buechlein, 1952-53

Demarre Carroll, 2005-2006

George Davis, 1952-54

Darrell Dulaney, 1982-86

Mike Gambill, 1963-64

Jamie Graham, 2008-09

Robbie Graham, 1988-90

Jerry Hall, 1959-61

Don Hinton, 1956-59

Willie Jones, 1979-82

Lou Klein, 1962-63

Ron Knox, 1965-67

Bill LeFevor, 1967-68

Bill Ligon, 1971-74

Haworth Parks, 1946-48

Garner Petrie, 1964-65

Don Ringstaff, 1960-61

Frank Seckar, 1992-96

Tom Shultz, 1974-79

Gene Southwood, 1949-52

Iiro Tenngren, 1998-99

Robert Thym, 1954-55

Bob White, 1952-53

Les Yates, 1968-71

23

Hal Bartch, 1967-69

Glenn Butler, 1969-71

Charles Davis, 1976-81

Jeff Fosnes, 1972-76

Ron Green, 1963-64

Tom Hagan, 1966-67

John Jenkins, 2009-Present

Lou Klein, 1960-61

Lou Klein, 1962-63 (road)

Michael LeBlanc, 1997-98

Ronnie McMahan, 1991-95

Herb Rich, 1946-47

Bob Dudley Smith, 1949-52

Wayne Taylor, 1963-64 (road)

Dewey Thomas, 1952-53

Alex Thompson, 1971-72

Bobby Thym, 1952-57

Markese Watkins, 1995-96

Jack Todd, 1947-48

24

James Amsler, 1987-89

Doug Bates, 1971-72

Ralph Childs, 1955-56

Glen Clem, 1983-87

Mark Elliott, 1977-80

Warren Fisher, 1960-61

Joe Ford, 1973-76

Bill Gee, 1952-55

Scott Hundley, 2000-03

Dave Kardokus, 1949-52

Bobby Lawrence, 1946-47

Jerry Southwood, 1964-67

Tommy Springer, 1976-77

Rudy Thacker, 1968-71

Andre Walker, 2008-Present

Art Welhoelter, 1967-68

Pax Whitehead, 1994-96

Doug Yates, 1956-59

25

Larry Banks, 1958-61

Rod Freeman, 1970-73

Kenny Gibbs, 1964-67

Jack Heldman, 1949-52

Jim Lampley, 1978-79

Warren McSwain, 1973-74

Chuck Moore, 1999-02

Pete Robinson, 1946-48

Roger Schurig, 1963-64 (road)

Clarence Taylor, 1951-56

Jeff Turner, 1980-84

Perry Wallace, 1967-70

26

Mike Craig, 1946-48

27

Billy Joe Adcock, 1946-48

28

John Anderson, 1946-47

Bobby McGuire, 1947-48

29

John North, 1947-48

Felix Ray, 1946-47

30

Joe Kraft, 1946-47

Atiba Prater, 1996-97

Ed Tate, 1947-48

31

Bobby Bland, 1959-62

JeJuan Brown, 2007

John Catteline, 1971-72

Gianni Cugini, 1995-98

Butch Feher, 1972-76

Jimmy French, 1956-58

Greg Fuller, 1976-77; 78-79

Steve Grant, 1987-91

Johnny Hale, 1958-89

Gene Lockyear, 1965-68

George McChesney, 1949-51

John Ed Miller, 1963-65

Joe Riley, 1952-56

Paul Rubach, 1951-52

Thorpe Weber, 1968-71

Ted Young, 1979-83

32

Doug Bates, 1970-71

Rick Cammarata, 1968-69

Kenny Campbell, 1965-68

Tony Corcoran, 1946-47

John Doninger, 1959-61

Shan Foster, 2005-08

Willie Jones, 1978-79

Todd Milholland, 1988-92

Will Perdue, 1983-88

VU IN THE AP POLL



COMMODORES®

2007-08 (Top 25)

Date	Record	Rank
Mar. 17, 2008#	26-7	19
Mar. 10, 2008	25-6	18
Mar. 3, 2008	24-5	16
Feb. 25, 2008	23-4	18
Feb. 18, 2008	22-4	20
Feb. 11, 2008	20-4	24
Feb. 4, 2008	18-4	23
Jan. 28, 2008	17-3	19
Jan. 21, 2008	17-2	17
Jan. 14, 2008	16-1	16
Jan. 7, 2008	15-0	13
Dec. 31, 2007	12-0	15
Dec. 24, 2007	11-0	17
Dec. 17, 2007	10-0	17
Dec. 10, 2007	9-0	20
Dec. 3, 2007	7-0	23

2006-07 (Top 25)

Date	Record	Rank
Feb. 26, 2007	19-9	19
Feb. 19, 2007	18-8	17
Feb. 5, 2007	16-7	23
Jan. 29, 2007	15-6	24

2003-04 (Top 25)

Date	Record	Rank
Jan. 19, 2004	13-2	22
Jan. 12, 2004	12-1	23
Jan. 5, 2004	11-0	20
Dec. 29, 2003	9-0	22
Dec. 22, 2003	8-0	25

1999-00 (Top 25)

Date	Record	Rank
Feb. 21, 2000	17-6	24
Feb. 7, 2000	15-4	22
Jan. 31, 2000	13-4	24
Jan. 24, 2000	12-3	20
Jan. 17, 2000	12-2	20

1993-94 (Top 25)

Date	Record	Rank
Jan. 10, 1994	8-3	24
Jan. 3, 1994	7-2	22
Dec. 13, 1993	4-1	24
Dec. 6, 1993	3-1	23
Nov. 29, 1993	1-0	20
Nov. 22, 1993	0-0	24
Preseason	0-0	23

1992-93 (Top 25)

Date	Record	Rank
Mar. 15, 1993 #	26-5	8
Mar. 8, 1993	25-4	5
Mar. 1, 1993	23-4	7
Feb. 22, 1993	21-4	8
Feb. 15, 1993	19-4	11
Feb. 8, 1993	17-4	11
Feb. 1, 1993	16-3	11
Jan. 25, 1993	14-3	11
Jan. 18, 1993	13-3	19
Jan. 4, 1993	11-1	18
Dec. 28, 1992	8-1	24
Dec. 21, 1992	8-1	25

1987-88 (Top 20)

Date	Record	Rank
March 1, 1988	18-7	19
Feb. 23, 1988	17-6	17
Feb. 16, 1988	16-5	16
Feb. 9, 1988	14-5	17
Feb. 2, 1988	13-4	15

1978-79 (Top 20)

Date	Record	Rank
Feb. 20, 1979	18-7	19
Feb. 13, 1979	18-5	19
Feb. 6, 1979	15-5	17
Jan. 30, 1979	14-4	16
Jan. 23, 1979	12-3	19

1973-74 (Top 20)

Date	Record	Rank
Mar. 27, 1974 #	23-5	13
Mar. 19, 1974	23-5	11
Mar. 12, 1974	23-3	6
Mar. 5, 1974	23-2	5
Feb. 26, 1974	22-2	6
Feb. 19, 1974	21-1	4
Feb. 12, 1974	19-1	5
Feb. 5, 1974	17-1	5
Jan. 29, 1974	15-1	7
Jan. 22, 1974	12-1	7
Jan. 15, 1974	11-1	8
Jan. 8, 1974	10-0	6
Jan. 2, 1974	8-0	10
Dec. 25, 1973	7-0	11
Dec. 18, 1973	6-0	17

1972-73 (Top 20)

Date	Record	Rank
Jan. 16, 1973	10-3	18
Jan. 9, 1973	10-2	9
Jan. 2, 1973	8-1	11
Dec. 26, 1972	8-0	10
Dec. 19, 1972	7-0	12
Dec. 12, 1972	6-0	13

1968-69 (Top 20)

Date	Record	Rank
Dec. 3, 1968	1-0	12
Preseason	0-0	13

1967-68 (Top 10)

Date	Record	Rank
Feb. 20, 1968	18-4	9
Feb. 13, 1968	16-4	9
Feb. 6, 1968	15-4	9
Jan. 30, 1968	14-4	7
Jan. 23, 1968	12-3	7
Jan. 16, 1968	12-3	9
Jan. 9, 1968	10-3	8
Jan. 2, 1968	9-1	4
Dec. 26, 1967	7-1	9
Dec. 19, 1967	5-1	3
Dec. 12, 1967	3-0	3
Dec. 5, 1967	2-0	8
Preseason	0-0	9

1966-67 (Top 10)

Date	Record	Rank
Feb. 14, 1967	17-3	9
Jan. 31, 1967	15-2	9
Jan. 24, 1967	13-2	9
Dec. 27, 1966	8-1	9
Dec. 20, 1966	7-1	10

1965-66 (Top 10)

Date	Record	Rank
Mar. 8, 1966 #	22-4	8
Mar. 1, 1966	22-3	5
Feb. 22, 1966	20-3	5
Feb. 15, 1966	18-3	5
Feb. 8, 1966	16-3	5
Feb. 1, 1966	16-2	3
Jan. 25, 1966	14-2	4
Jan. 18, 1966	14-2	5
Jan. 11, 1966	13-1	3
Jan. 4, 1966	11-1	3
Dec. 28, 1965	8-0	2
Dec. 21, 1965	7-0	4
Dec. 14, 1965	4-0	5
Dec. 7, 1965	1-0	4
Preseason	0-0	5

1964-65 (Top 10)

Date	Record	Rank
Mar. 9, 1965 #	23-3	5
Mar. 2, 1965	21-3	5
Feb. 23, 1965	19-3	9
Feb. 9, 1965	16-2	7
Feb. 2, 1965	14-2	9
Dec. 15, 1964	3-2	9
Dec. 8, 1964	2-0	3
Preseason	0-0	6

1963-64 (Top 10)

Date	Record	Rank
Feb. 11, 1964	17-2	7
Feb. 4, 1964	15-2	8
Jan. 28, 1964	13-1	5
Jan. 21, 1964	13-1	6
Jan. 14, 1964	13-1	6
Jan. 7, 1964	11-1	7
Dec. 31, 1963	9-0	6
Dec. 24, 1963	7-0	6
Dec. 17, 1963	5-0	8

1960-61 (Top 20)

Date	Record	Rank
Dec. 27, 1960	7-0	16
Dec. 20, 1960	6-0	17

1956-57 (Top 20)

Date	Record	Rank
Mar. 12, 1957 #	17-5	8
Mar. 5, 1957	17-5	9
Feb. 26, 1957	17-5	9
Feb. 19, 1957	15-5	10
Feb. 12, 1957	14-4	18
Feb. 5, 1957	12-4	18
Jan. 22, 1957	10-3	13
Jan. 15, 1957	9-3	10
Jan. 8, 1957	9-1	6
Jan. 2, 1957	6-1	9
Dec. 26, 1956	5-1	12

1955-56 (Top 20)

Date	Record	Rank
Mar. 6, 1956 #	19-4	11
Feb. 28, 1956	19-4	7
Feb. 21, 1956	18-3	5
Feb. 14, 1956	17-2	6
Feb. 7, 1956	15-2	3
Jan. 31, 1956	14-1	3
Jan. 24, 1956	13-1	7
Jan. 17, 1956	12-1	5
Jan. 10, 1956	10-1	4
Jan. 3, 1956	7-1	4
Dec. 27, 1955	6-1	5
Dec. 20, 1955	5-0	8
Dec. 13, 1955	4-0	9

1954-55 (Top 20)

Date	Record	Rank
Mar. 8, 1955 #	16-6	17
Mar. 1, 1955	16-6	16
Feb. 22, 1955	13-4	14
Feb. 15, 1955	14-6	20
Feb. 8, 1955	13-3	20
Feb. 1, 1955	11-3	20
Jan. 25, 1955	11-2	18
Jan. 18, 1955	9-2	17

1953-54 (Top 20)

Date	Record	Rank
Jan. 5, 1954	7-1	19
Dec. 29, 1953	5-1	20
Dec. 22, 1953	5-1	20

1951-52 (Top 20)

Date	Record	Rank
Dec. 11, 1951	4-0	18

1949-50 (Top 20)

Date	Record	Rank
Feb. 28, 1950	17-7	20
Feb. 14, 1950	15-6	20
Jan. 31, 1950	11-6	18

Final Poll of Season

Notes:

- Highest ranking was No. 2 on Dec. 28, 1965
- The 1965-66 team was the only team ranked every week throughout the season.
- The most consecutive weeks ranked in a season was 16 (2007-08 season)
- The most consecutive weeks ranked was 18 (last three weeks of 1964-65 and all of 1965-66)
- Vanderbilt has finished a season nationally ranked on eight occasions.



VU Vs. RANKED OPPONENTS

GAME-BY-GAME VS. RANKED OPPONENTS

2000-Present

Date	Rank-Opponent	Score
March 4, 2009	#12 LSU	W, 75-67
Jan. 25, 2009	#24 Florida*	L, 69-94
Feb. 26, 2008	#1 Tennessee*	W, 72-69
Jan. 30, 2008	#24 Ole Miss	L, 58-74
Jan. 17, 2008	#6 Tennessee	L, 60-80
March 23, 2007	#9 Georgetown#	L, 65-66
March 17, 2007	#13 Wash. St.#	W, 78-74 (2ot)
Feb. 17, 2007	#1 Florida*	W, 83-70
Jan. 31, 2007	#1 Florida	L, 64-74
Jan. 24, 2007	#24 LSU	W, 64-53
Jan. 20, 2007	#25 Kentucky	W, 72-67
Jan. 17, 2007	#10 Alabama*	W, 94-73
Jan. 10, 2007	#16 Tennessee*	W, 82-81
Dec. 9, 2006	#25 Ga. Tech*	W, 73-64
Nov. 15, 2006	#8 Georgetown*	L, 70-86
March 10, 2006	#18 LSU#	L, 73-92
March 4, 2006	#11 Tennessee*	L, 59-68
Feb. 22, 2006	#24 LSU*	L, 66-77
Feb. 15, 2006	#10 Florida*	L, 68-73
Feb. 1, 2006	#13 Tennessee	L, 62-69
Jan. 28, 2006	#5 Florida	L, 58-81
Feb. 5, 2005	#6 Kentucky	L, 70-84
Jan. 12, 2005	#9 Kentucky	L, 54-69
Jan. 5, 2005	#19 Alabama*	W, 70-56
Mar. 25, 2004	#7 Connecticut#	L, 53-73
Mar. 21, 2004	#15 N.C. State#	W, 75-73
Mar. 12, 2004	#4 Miss. State#	W, 74-70 (ot)
Feb. 28, 2004	#7 Miss. State*	L, 69-72
Feb. 21, 2004	#24 LSU*	W, 74-54
Feb. 14, 2004	#25 South Carolina	L, 75-82
Feb. 7, 2004	#21 Florida	L, 71-81
Jan. 31, 2004	#5 Kentucky*	W, 66-60
Jan. 28, 2004	#23 South Carolina	L, 55-57
Jan. 10, 2004	#10 Kentucky	L, 63-75
Mar. 14, 2003	#2 Kentucky#	L, 63-81
Mar. 5, 2003	#2 Kentucky	L, 44-106
Feb. 22, 2003	#7 Florida*	L, 74-77 (ot)
Feb. 15, 2003	#20 Georgia	L, 70-83
Feb. 5, 2003	#23 Miss. State	L, 60-82
Jan. 29, 2003	#15 Georgia*	W, 94-91
Jan. 22, 2003	#5 Florida	L, 75-87
Jan. 14, 2003	#16 Kentucky*	L, 52-74
Jan. 11, 2003	#4 Alabama*	W, 70-69
Dec. 30, 2002	#6 Notre Dame	L, 63-76
Dec. 9, 2002	#6 Indiana	L, 56-73
Dec. 1, 2002	#12 Connecticut*	L, 70-76
Feb. 27, 2002	#11 Kentucky*	W, 86-73
Feb. 13, 2002	#9 Kentucky	L, 59-67
Feb. 9, 2002	#7 Florida	L, 54-80
Jan. 26, 2002	#15 Georgia*	W, 86-84
Jan. 12, 2002	#2 Florida*	L, 85-95
Jan. 9, 2002	#14 Alabama	L, 79-92
Dec. 2, 2001	#17 Western Ky.*	W, 80-75
Feb. 28, 2001	#6 Florida*	L, 62-72
Feb. 24, 2001	#22 Tennessee*	L, 70-78
Feb. 17, 2001	#22 Kentucky	L, 74-79
Feb. 3, 2001	#8 Tennessee	L, 50-72
Jan. 31, 2001	#17 Alabama*	W, 68-62



Shan Foster scored 32 points to lead the Commodores to a 72-69 win over number one ranked Tennessee on Feb. 26, 2008. It marked the second consecutive season Vanderbilt knocked off the number one team in the nation.

Jan. 20, 2001	#7 Florida	W, 63-61
Jan. 6, 2001	#22 Mississippi*	L, 68-81
Dec. 2, 2000	#11 Notre Dame*	L, 74-77
Mar. 10, 2000	#10 LSU#	L, 60-71
Feb. 19, 2000	#5 Tennessee*	W, 85-72
Feb. 16, 2000	#12 Auburn*	L, 80-86
Jan. 29, 2000	#10 Florida	L, 63-89
Jan. 22, 2000	#18 Kentucky*	L, 73-81 (ot)
Jan. 15, 2000	#24 LSU*	W, 65-62
Jan. 12, 2000	#12 Tennessee	W, 76-73
Jan. 8, 2000	#25 Kentucky	L, 52-72
Jan. 5, 2000	#6 Florida*	W, 87-77

1990s

Date	Rank - Opponent	Score
Feb. 27, 1999	#19 Florida*	W, 71-70 (ot)
Feb. 24, 1999	#13 Kentucky	L, 63-88

ALL-TIME

Overall Record	79-199
Home Record	55-66
Road Record	17-121
Neutral Record	6-13

LAST TIME...

Last Home Win	Feb. 26, 2008 vs. #1 Tennessee
Last Road Win	Mar. 4, 2009 at #12 LSU
Last Neutral Win	March 17, 2007 vs. #13 Washington State
Last Win over Top 10	Feb. 26, 2008 vs. #1 Tennessee
Last Win over Top 5	Feb. 26, 2008 vs. #1 Tennessee
Last Win over #1	Feb. 26, 2008 vs. #1 Tennessee

STREAKS

Longest Winning Streak	4 games (12/9/06-2/17/07)
Longest Losing Streak	14 games (1/22/97-1/9/99)

Feb. 17, 1999	#3 Auburn	L, 63-81
Feb. 6, 1999	#22 Arkansas*	W, 73-69
Jan. 9, 1999	#3 Kentucky	L, 57-73
Nov. 10, 1998	#23 Rhode Island	L, 69-82
Feb. 11, 1998	#18 Mississippi	L, 76-87
Feb. 7, 1998	#14 Arkansas	L, 83-93
Feb. 3, 1998	#13 South Carolina*	L, 61-65
Jan. 27, 1998	#7 Kentucky*	L, 61-63
Jan. 7, 1998	#16 South Carolina	L, 70-71
Jan. 3, 1998	#6 Kentucky	L, 62-71
Dec. 29, 1997	#2 Kansas#	L, 82-89
Mar. 13, 1997	#13 Xavier#	L, 68-80
Feb. 26, 1997	#6 South Carolina	L, 53-74
Feb. 22, 1997	#3 Kentucky*	L, 79-82
Jan. 29, 1997	#25 South Carolina*	L, 64-65
Jan. 22, 1997	#3 Kentucky	L, 46-58
Jan. 18, 1997	#20 Mississippi*	W, 67-64
Jan. 8, 1997	#24 Georgia*	L, 53-61
Dec. 9, 1996	#20 Boston College	L, 52-59
Nov. 22, 1996	#10 Duke	L, 57-86
Mar. 2, 1996	#1 Kentucky	L, 63-101
Feb. 7, 1996	#2 Kentucky*	L, 81-120
Jan. 31, 1996	#22 Auburn*	W, 76-62
Dec. 5, 1995	#15 Virginia	W, 61-48
Nov. 22, 1995	#4 UCLA#	W, 75-71
Nov. 20, 1995	#20 North Carolina#	L, 63-71
Mar. 10, 1995	#5 Arkansas#	L, 72-73
Feb. 25, 1995	#6 Kentucky*	L, 60-71
Feb. 22, 1995	#16 Mississippi St.	L, 48-76
Feb. 11, 1995	#12 Arkansas*	L, 94-97
Jan. 29, 1995	#16 Wake Forest	L, 51-63
Jan. 21, 1995	#5 Kentucky	L, 68-81
Jan. 7, 1995	#13 Florida	L, 62-72
Dec. 29, 1994	#16 Arizona State#	L, 61-67
Dec. 6, 1994	#20 Virginia*	W, 70-65
Feb. 26, 1994	#16 Florida*	W, 82-78
Feb. 19, 1994	#11 Kentucky*	L, 69-77
Feb. 6, 1994	#9 Louisville	L, 62-78
Feb. 1, 1994	#6 Arkansas	L, 76-89
Jan. 4, 1994	#4 Kentucky	L, 82-107
Dec. 18, 1993	#14 Georgia Tech#	L, 77-86
Dec. 4, 1993	#18 Syracuse#	L, 62-78
Feb. 6, 1993	#2 Kentucky	L, 67-82
Jan. 20, 1993	#8 Arkansas*	W, 102-89
Jan. 13, 1993	#1 Kentucky*	W, 101-86
Dec. 9, 1992	#9 Louisville*	W, 90-88
Mar. 13, 1992	#9 Kentucky#	L, 57-76
Mar. 1, 1992	#11 Kentucky	L, 56-80
Feb. 19, 1992	#14 Alabama	L, 64-85
Feb. 12, 1992	#11 Arkansas	L, 71-91
Jan. 15, 1992	#10 Kentucky	L, 71-84
Dec. 10, 1991	#13 Indiana	L, 51-88
Feb. 20, 1991	#12 Kentucky*	W, 98-87
Feb. 2, 1991	#14 LSU*	W, 63-59
Jan. 19, 1991	#9 Kentucky	L, 50-58
Jan. 2, 1991	#14 LSU	L, 70-87
Dec. 11, 1990	#11 Georgia*	W, 75-74
Dec. 8, 1990	#21 Virginia	L, 56-70
Dec. 4, 1990	#7 Indiana*	L, 73-84
Nov. 14, 1990	#2 Arkansas	L, 70-107
Mar. 9, 1990	#25 Georgia#	W, 78-74
Feb. 18, 1990	#9 LSU*	L, 108-121
Jan. 16, 1990	#13 LSU	L, 72-101
Jan. 3, 1990	#22 Alabama	W, 68-67

1980s

Date	Rank - Opponent	Score
Dec. 6, 1989	#11 Louisville	L, 75-101

VU Vs. RANKED OPPONENTS



Dec. 7, 1988	#8 North Carolina	L, 77-89
Nov. 30, 1988	#13 Louisville*	W, 65-62
Nov. 27, 1988	#16 Ohio St.	L, 82-97
Nov. 22, 1988	#2 Michigan	L, 66-91
Mar. 20, 1988	#8 Pittsburgh	W, 80-74
Jan. 30, 1988	#14 Florida	W, 92-65
Jan. 27, 1988	#9 Kentucky*	W, 83-66
Dec. 31, 1987	#2 Kentucky	L, 74-81
Dec. 8, 1987	#8 Indiana	L, 61-63
Dec. 5, 1987	#1 North Carolina*	W, 78-76
Feb. 26, 1987	#18 Florida*	W, 84-76
Feb. 11, 1987	#11 Alabama*	L, 67-71
Jan. 17, 1987	#10 Auburn	W, 91-75
Dec. 9, 1986	#2 Indiana*	W, 79-75
Feb. 5, 1986	#12 Kentucky	L, 65-73
Jan. 18, 1986	#14 LSU	L, 67-84
Jan. 4, 1986	#12 Kentucky*	L, 71-80
Dec. 4, 1985	#6 Duke*	L, 74-84
Feb. 19, 1984	#6 Kentucky*	L, 54-58
Feb. 13, 1984	#16 Auburn*	L, 67-73
Jan. 20, 1984	#3 Kentucky	L, 46-67
Jan. 1, 1984	#9 LSU	L, 66-73
Feb. 19, 1983	#13 Kentucky	L, 63-82
Jan. 22, 1983	#11 Kentucky*	L, 77-82
Jan. 11, 1983	#10 Alabama	W, 81-79
Nov. 28, 1982	#8 Louisville	L, 70-80
Feb. 27, 1982	#17 Alabama*	W, 80-63
Feb. 20, 1982	#10 Kentucky*	L, 69-73
Jan. 23, 1982	#9 Kentucky	L, 58-67
Dec. 12, 1981	#16 Alabama	L, 68-79
Mar. 5, 1981	#7 Kentucky	W, 60-55
Feb. 21, 1981	#10 Kentucky	L, 48-80
Feb. 14, 1981	#9 Tennessee	L, 72-79
Feb. 4, 1981	#4 LSU*	L, 81-86
Jan. 34, 1981	#6 Kentucky*	L, 64-78
Jan. 7, 1981	#9 LSU	L, 61-77
Feb. 15, 1980	#10 Kentucky*	L, 73-91
Jan. 30, 1980	#10 LSU	L, 81-83
Jan. 19, 1980	#6 Kentucky	L, 90-106
Jan. 16, 1980	#20 Tennessee	L, 63-71
Jan. 2, 1980	#4 LSU*	W, 77-66

1970s

Date	Rank - Opponent	Score
Feb. 12, 1979	#16 Alabama*	W, 65-57
Feb. 5, 1979	#9 LSU	L, 71-92
Jan. 8, 1979	#7 LSU*	W, 88-87
Mar. 6, 1978	#1 Kentucky*	L, 68-78
Jan. 2, 1978	#1 Kentucky	L, 59-72
Dec. 3, 1977	#9 Louisville	L, 66-96
Nov. 29, 1977	#16 St. John's*	L, 54-59
Mar. 7, 1977	#11 Tennessee	L, 55-65
Feb. 28, 1977	#8 Alabama*	L, 77-78
Feb. 5, 1977	#3 Kentucky	L, 73-113
Jan. 31, 1977	#3 Alabama	L, 82-96
Jan. 8, 1977	#3 Kentucky*	L, 62-64
Dec. 6, 1976	#1 Michigan*	L, 76-97
Nov. 27, 1976	#9 Louisville*	L, 76-81
Mar. 8, 1976	#16 Alabama*	L, 77-84
Feb. 9, 1976	#8 Tennessee	L, 59-73
Jan. 12, 1976	#9 Tennessee*	W, 77-66
Jan. 3, 1976	#8 Alabama	L, 66-83
Dec. 2, 1975	#2 Michigan	L, 63-90
Mar. 1, 1975	#4 Kentucky	L, 84-109
Feb. 3, 1975	#9 Alabama*	L, 72-86
Jan. 27, 1975	#11 Kentucky*	L, 90-91
Jan. 4, 1975	#6 Alabama	L, 71-104
Feb. 16, 1974	#3 Notre Dame	L, 88-118



Corey Smith's backdoor lay-in and conventional 3-point play set the stage for Vanderbilt's 75-73 rallying victory against No. 15 N.C. State in the second round of the 2004 NCAA Tournament.

Mar. 14, 1974	#7 Marquette	L, 61-69
Feb. 4, 1974	#8 Alabama	W, 67-65
Jan. 5, 1974	#14 Alabama*	W, 72-73
Feb. 19, 1973	#17 Alabama	L, 78-87
Jan. 13, 1973	#14 Alabama*	L, 77-83
Nov. 30, 1972	#20 Louisville	W, 66-57
Dec. 4, 1971	#17 St. John's	L, 81-98
Mar. 1, 1971	#17 Tennessee*	L, 69-79
Feb. 27, 1971	#14 Kentucky*	L, 90-119
Feb. 1, 1971	#8 Tennessee	W, 65-60
Jan. 31, 1971	#11 Kentucky	L, 92-102
Feb. 28, 1970	#1 Kentucky	L, 89-90
Jan. 31, 1970	#2 Kentucky*	W, 89-81

1960s

Date	Rank - Opponent	Score
Mar. 3, 1969	#17 Tennessee*	L, 60-70
Mar. 1, 1969	#6 Kentucky*	W, 101-99
Feb. 1, 1969	#5 Kentucky	L, 89-103
Dec. 9, 1968	#2 North Carolina	L, 78-100
Dec. 7, 1968	#6 Davidson	L, 84-101
Mar. 2, 1968	#5 Kentucky	L, 80-85
Feb. 17, 1968	#7 Tennessee*	W, 75-63
Jan. 8, 1968	#6 Tennessee	L, 62-64
Jan. 6, 1968	#5 Kentucky*	L, 78-94
Dec. 30, 1967	#8 Davidson	W, 80-67
Dec. 12, 1967	#8 Davidson*	W, 81-79
Dec. 9, 1967	#5 North Carolina*	W, 89-76
Feb. 2, 1966	#2 Kentucky*	L, 90-105
Jan. 15, 1966	#2 Kentucky	L, 83-96
Mar. 13, 1965	#1 Michigan*	L, 85-87
Feb. 17, 1964	#3 Kentucky	L, 73-104
Jan. 6, 1964	#1 Kentucky*	W, 85-83
Dec. 11, 1963	#3 Duke*	W, 97-92
Feb. 13, 1963	#10 Georgia Tech	L, 62-67
Jan. 7, 1963	#6 Kentucky*	L, 82-106
Dec. 11, 1962	#2 Duke	L, 70-90

Feb. 19, 1962	#2 Kentucky	L, 80-87
Jan. 13, 1962	#7 Miss. St.*	W, 100-86
Jan. 8, 1962	#3 Kentucky*	L, 68-77
Feb. 27, 1960	#6 Georgia Tech*	W, 62-57
Jan. 16, 1960	#6 Georgia Tech	L, 66-74

1950s

Date	Rank - Opponent	Score
Feb. 18, 1959	#3 Kentucky	L, 71-83
Jan. 31, 1959	#9 Auburn*	L, 61-64
Jan. 12, 1959	#12 Miss. St.	L, 65-83
Jan. 6, 1959	#1 Kentucky*	W, 75-66
Jan. 3, 1959	#14 Tennessee	L, 60-65
Dec. 13, 1958	#18 SMU	L, 72-80
Feb. 17, 1958	#12 Kentucky	L, 61-65
Feb. 15, 1958	#15 Tennessee*	W, 83-70
Jan. 13, 1958	#14 Miss. St.*	W, 74-62
Jan. 6, 1958	#10 Kentucky*	L, 81-86
Dec. 28, 1957	#6 Maryland	L, 56-71
Feb. 18, 1957	#3 Kentucky	L, 78-80
Jan. 26, 1957	#5 Kentucky*	L, 83-91
Jan. 14, 1957	#19 Mississippi St.	L, 62-63
Jan. 5, 1957	#12 Tennessee	W, 71-68
Feb. 20, 1956	#7 Kentucky	L, 55-76
Feb. 6, 1956	#12 Alabama	L, 61-88
Jan. 21, 1956	#4 Kentucky*	W, 81-73
Feb. 21, 1955	#2 Kentucky	L, 59-71
Feb. 19, 1955	#18 Tennessee*	W, 76-71
Feb. 7, 1955	#13 Alabama*	W, 78-57
Jan. 29, 1955	#1 Kentucky*	L, 71-75
Feb. 22, 1954	#2 Kentucky	L, 64-100
Feb. 15, 1954	#17 LSU*	L, 69-82
Jan. 30, 1954	#1 Kentucky*	L, 63-85
Jan. 5, 1953	#17 LSU	L, 61-74
Feb. 21, 1952	#1 Kentucky	L, 45-75
Jan. 28, 1952	#3 Kentucky*	L, 51-88
Dec. 22, 1951	#1 St. John's	L, 54-69
Mar. 3, 1951	#1 Kentucky#	W, 61-57
Feb. 19, 1951	#1 Kentucky	L, 57-89
Jan. 27, 1951	#1 Kentucky*	L, 49-74
Feb. 25, 1950	#5 Kentucky	L, 66-70
Jan. 30, 1950	#4 Kentucky*	L, 54-58

1940s

Date	Rank - Opponent	Score
Feb. 26, 1949	#1 Kentucky	L, 37-70
Feb. 21, 1949	#5 Tulane*	W, 56-54

*Home Game; #Neutral Site

COMMODORES®



WHERE ARE THEY NOW?

Class of 1950

Hank Duvier

Degree: B.E. Chemical Engineering
Occupation: Retired, raises quarterhorses and Tennessee Walking Horses in Fernvale, Tenn.

George Mayfield

Degree: M.D. Pathology
Occupation: Retired, Pathologist, Columbia, Tenn.

Pete Robinson

Degree: B.A. Business Administration
Occupation: Consultant, AmSouth Bank, Nashville, Tenn.

Andy Todd

Degree: N/A
Occupation: Vice President, State Farm Companies, Greeley, Colo.

Class of 1951

Bucky Curtis

Degree: N/A
Occupation: Retired, Louisville, Ky.

George Kelley

Degree: B.A. Business Administration
Occupation: Owner, George Kelley-Flowers, Nashville, Tenn.; Homebuilder, Equity Model Houses, LaVergne, Tenn.

Class of 1952

Jack Heldman

Degree: B.A. Business Administration
Occupation: President and Owner, Heldman Brokerage Co., Inc., Nashville, Tenn.

Dave Kardokus

Degree: B.A. History
Occupation: Retired, Vice President, Third National Bank, Nashville, Tenn.

George McChesney

Degree: Business Administration
Occupation: Retired, St. Simons Island, Ga.

Bob Dudley Smith

Degree: B.A. Business Administration
Occupation: Retired, President, Tennessee League of Savings Institutions, Nashville, Tenn.

Gene Southwood

Degree: B.A. Business Administration
Occupation: Retired, former Vice-Chairman, Third National Corporation, Nashville, Tenn.

Jack Wampler

Degree: M.D. Orthopaedic Surgery
Occupation: Retired, Medical Director/Chief Physician, Tennessee Occupational Medicine, Nashville, Tenn.

Al Weiss

Degree: B.A. Business Administration
Occupation: Retired, Punta Gorda, Fla.

Class of 1953

James Clarke, Jr.

Degree: B.A. Business Administration
Occupation: Retired, President, Food Broker, Nashville, Tenn.

Bob White

Degree: B.A. Business Administration
Occupation: Independent Financial Planner and President, Financial Planning and Property Tax Reduction Service Co., Tampa, Fla.

Class of 1954

Tom MacKenzie

Degree: B.A. Business Administration/History
Occupation: Retired, Bond Manager

Class of 1955

Paul H. Barnett

Degree: N/A
Occupation: Doctor, Hillsboro Medical Group at

Vanderbilt, Nashville, Tenn.

Jerry D. Fridrich

Degree: B.A. Business Administration
Occupation: Insurance/Real Estate/Owner Fridrich Group., Nashville, Tenn.

George Nordhaus

Degree: B.A. Political Science
Occupation: Chairman, Insurance Marketing and Management Services, Los Angeles, Calif.

Ralph Schulman

Degree: B.A. Business Administration
Occupation: N/A, Memphis, Tenn.

Class of 1956

Charles Buechlein

Degree: B.A. Business Administration
Occupation: President and owner, Buechlein & Associates, P.C., CPAs, Jasper, Ind.

Bill Gee

Degree: B.A. Business Administration
Occupation: Sales Representative, McGraw-Hill Publishing Co., Plymouth, Ind.

Charles Harrison

Degree: B.S. Chemistry
Graduate Work: M.D. (Medicine) 1960
Occupation: Physician, Harrison & Waters, P.C., Atlanta, Ga.

Joe Riley

Degree: B.A. Chemistry
Occupation: Retired, former President, Terumo Medical Corp., Naples, Fla.

Robert Surman

Degree: B.E. Chemical Engineering
Occupation: Retired, E.I. Dupont De Nemours & Co., Seabrook, Texas

Clarence "Babe" Taylor

Degree: B.A. Economics
Occupation: Sales Vice President, Paine Webber, Atlanta, Ga.

E. Dewey Thomas

Degree: M.D. Medicine & Surgery
Occupation: Retired, Orthopedic Surgeon, Nashville, Tenn.

Class of 1957

W.H.G. Caldwell, Jr.

Degree: B.A. Mathematics
Occupation: Retired, Vice President Field Operations, NetSchools Corp., Madison, Ga.

Richard Cate (manager)

Degree: B.A. Business Administration
Occupation: Retired, Sun Trust Bank

George Davis

Degree: B.A. Business Administration
Occupation: Investment Banker, Stephens Incorporated, Little Rock, Ark.

Jo "Hobby" Gibbs

Degree: B.A. History
Graduate Work: M.A., 1968
Occupation: Sales, Hobsher Enterprises, Inc., Indianapolis, Ind.

Bill Keller

Degree: B.S. Geology
Occupation: Retired, President, American Fire Technologies, Wilmington, N.C.

Al Rochelle

Degree: B.A. Business Administration
Graduate Work: M.Ed. (Education) 1967, Ed.D. (Education) 1971
Occupation: Special Programs Director/Administrator, Todd County Board of Education, Guthrie, Ky.

Bobby Thym

Degree: B.S. Business Administration
Occupation: President, Northumberland Development Co., Nashville, Tenn.

Class of 1958

Ralph Childs

Degree: N/A
Occupation: Chairman, The Network, Inc., Dunwoody, Ga.

Jimmy French

Degree: B.A. History
Graduate Work: M.A. (School Admin.) 1963
Occupation: Director of Development/Capital Funds, Battle Ground Academy, Franklin, Tenn.

Ralph Greenbaum

Degree: N/A
Occupation: Terrace Place Clinic, Nashville, Tenn.

Bob Gregor

Degree: B.A. Business Administration
Graduate Work: M.S. Guidance and Counseling
Occupation: Retired Teacher, Edwardsville, Ill.

William Jennings, Sr.

Degree: B.A. Business Administration
Occupation: President/CEO, South Hills Health System, Coraopolis, Pa.

Class of 1959

Jim Henry

Degree: B.E. Mechanical Engineering
Graduate Work: M.S. (Chemical Engineering), 1965
Occupation: Retired, Vice-President/Area Manufacturing Manager, Owens Brockway Plastics and Closures, Inc., Aiken, S.C.

Hubbard Houglan

Degree: B.A. Chemistry, Pre-Med
Occupation: Pediatric and Orthodontic Dentistry, Muncie, Ind.

Doug Yates

Degree: Electrical Engineering
Occupation: Retired, IBM, Nashville, Tenn.

Class of 1960

Jack Pirrie

Degree: N/A
St. Louis, Mo.

Ben Rowan

Degree: B.A. Philosophy
Graduate Work: L.L.D., J.D. (Law) 1964
Occupation: Retired, Attorney, Brentwood, Tenn.

Class of 1961

Bill Depp

Degree: B.A. History
Graduate Work: M.S. Park & Recreation Administration, 1963
Occupation: Retired, Manager/Senior Sales Representative, Industrial Products Co., Brentwood, Tenn.

John Doninger

Degree: B.A. Chemistry
Occupation: Senior Vice-President, Gates Rubber Company, Denver, Colo.

Warren Smith Fiser

Degree: B.A. Chemistry
Occupation: Retired, Process Analytical Specialist, OxyChem Convent, Louisiana

Class of 1962

Robert Burton

Degree: B.A. History
Occupation: Financial Planning, Burton & Associates, Theodore, Ala.

Bill Johnson

Degree: B.S. Business Administration
Graduate Work: M.B.A. (Business Administration)
Occupation: Thoroughbred Financial, Inc., Louisville, Ky.

Class of 1963

Ray Clark

Degree: B.E. Electrical Engineering
Occupation: Manager of Overhead Distribution, Nashville Electric Service, Franklin, Tenn.

Lance Gish

Degree: B.A. Political Science
Occupation: Vice President, FISI-Madison Financial, Brentwood, Tenn.

Ronald Griffiths

Degree: N/A
Occupation: Freehold, N.J.

Jerry Hall

Degree: B.E. Chemical Engineering
Occupation: Retired, Gilbertsville, Ky.

Sam Hosbach

Degree: B.A. Psychology
Graduate Work: M.A. School Administration, 1968
Occupation: Retired, Teacher, Coach, Principal, Louisville, Ky.

John Russell

Degree: B.A. History
Graduate Work: J.D. (Law) 1966, L.L.M. (Tax) 1971
Occupation: Attorney, Russell & Tompkins Law Firm, St. Louis, Mo.

Bob Scott

Degree: B.S. Chemistry
Graduate Work: M.D. (Medicine) 1967
Occupation: Professor and Chairman of the Department of Pathology, University of Tennessee Medical Center, Memphis, Tenn.

Class of 1964

Bob Hines

Degree: B.E. Chemical Engineering (1965)
Occupation: Professional Recruiter (Engineers), Benton, Ky.

Steve Oggel

Degree: B.A., Law
Occupation: Attorney, Neimans Restaurant, San Diego, Calif.

Class of 1965

Bob "Snake" Grace

Degree: B.E. Civil Engineering
Occupation: President, Snake Steel, Inc., Nashville, Tenn.

John Ed Miller

Degree: B.E. Civil Engineering
Occupation: Retired, Vice-President, Corporate and External Affairs, Bell South, Brentwood, Tenn.

Roger Schurig

Degree: B.A. History
Occupation: Corporate Vice-President, Maritz Travel Co., Town and Country, Mo.

Wayne Taylor

Degree: B.A. Business Administration
Graduate Work: J.D. (Law) 1968
Occupation: Vice-President, General Counsel, Cincinnati Milacron Inc., Cincinnati, Ohio

Class of 1966

Wayne Calvert

Degree: B.A. Business Administration
Occupation: Investment Counselor, SunTrust, Nashville, Tenn.

John M. Gambill

Degree: B.E. Mechanical Engineering
Occupation: Senior Engineer, McDonnell Douglas Corp., Chesterfield, Mo.

Ron Green

WHERE ARE THEY NOW?



Class of 1966

Wayne Calvert

Degree: B.A. Business Administration
Occupation: Investment Counselor, SunTrust, Nashville, Tenn.

John M. Gambill

Degree: B.E. Mechanical Engineering
Occupation: Senior Engineer, McDonnell Douglas Corp., Chesterfield, Mo.

Ron Green

Degree: B.A. Business Administration
Graduate Work: M.B.A. (Business Administration) 1969
Occupation: Account Executive, Ice Cream Partners, Miami, Fla.

Clyde Lee

Degree: B.A. Geology
Occupation: Commercial real estate partner, C&C Partners, L.L.C., Nashville, Tenn.

Garner Petrie

Degree: N/A
Yellow Springs, Ohio

John Tarpley (manager)

Occupation: Surgeon, Vanderbilt University, Nashville, Tenn.

Keith Thomas

Degree: B.A. History
Graduate Work: J.D. (Law) 1969
Occupation: Attorney, U.S. Department of Justice, Alexandria, Va.

Class of 1967

Dave Boswell

Degree: B.A. Business Administration
Graduate Work: J.D. (Law)
Occupation: Attorney, Boswell and Sims, Smithland, Ky.

Kenny Gibbs

Degree: B.A. Biology
Graduate Work: D.M.D. (Dentistry) 1971
Occupation: Dentist, New Bern, N.C.

Lynch Hopper

Degree: N/A
Occupation: Investment Consultant, Bank of America Investments, Nashville, Tenn.

Ron Knox

Degree: B.A. Economics
Graduate Work: MBA 1969
Occupation: Financial Consultant, Northwestern Mutual Financial Network, Brentwood, Tenn.

Roy Neel (manager)

Degree: B.A. Fine Arts
Occupation: President and CEO, U.S. Telephone Association, Washington, D.C.

Frank Pinkerton

Degree: B.A.
Occupation: Director of Health Professionals, Carson-Newman College, Jefferson City, Tenn.

John Slater Jr.

Occupation: Orthopedic Surgeon
Little Rock, Ark.

Jerry Southwood

Degree: B.A. History
Occupation: Chief Financial Officer, Dye, Van Mol, and Lawrence, Inc., Nashville, Tenn.

Class of 1968

Ken Campbell

Degree: B.A. Psychology
Graduate Work: J.D. (Law) 1972, M.B.A. (Business Administration) 1990
Occupation: Attorney, Baker, Campbell and Parsons, Brentwood, Tenn.

Dean Chase

Degree: B.E. Civil Engineering
Occupation: President, D.F. Chase, Inc., Kingston Springs, Tenn.

Gene Lockyear

Degree: B.A. Geology
Graduate Work: M.S. (Geology) 1971
Occupation: President, East Tennessee Consultants Oil/Gas, Nashville, Tenn.

Bob Warren

Degree: B.E. Electrical Engineering
Occupation: Farmer; President, B.A.S.I.C. Training Christian Ministry, Harding, Ky.

Bo Wyenandt

Degree: B.A. Economics and Business Administration
Occupation: President, Advance Transportation Systems, Inc., Hamilton, Ohio

Class of 1969

Hal Barch

Degree: B.E. Civil Engineering
Occupation: President, Pickett, Ray & Silver, Inc., St. Charles, Mo.

Bob Bundy

Degree: B.A. History
Occupation: Managing Director, William M. Mercer, Inc., Olathe, Kan.

Tom Hagan

Degree: B.A. History
Occupation: N/A

Bill LaFevor

Degree: B.A.
Occupation: Architectural Photographer, Nashville, Tenn.

Paul Wilson

Degree: B.A. Political Science
Occupation: President, Map Frame Corp., Dallas, Texas

Class of 1970

Richard Cammarata

Degree: B.E. Civil Engineering
Occupation: Vice President, Booker Associates, Inc., Chesterfield, Mo.

Dan Due

Degree: B.A. History
Occupation: Attorney, Due Doyle Ewing & Metzger, LLP, Greenwood, Ind.

Perry Wallace

Degree: B.E. Electrical Engineering and Engineering Mathematics
Graduate Work: J.D. (Law) 1975
Occupation: Professor of Law, American University, Washington, D.C.

Art Welhoelter

Degree: B.A. Economics
Graduate Work: J.D. (Law) 1973
Occupation: Corporate Executive, SRG Holdings, Inc., Hendersonville, Tenn.

Class of 1971

Richard Johnson

Degree: B.E. Chemical Engineering
Occupation: Vice President and General Manager, Eastman Chemical Company, Kingsport, Tenn.

Ralph Mayes

Degree: B.A. Math
Graduate Work: M.B.A. (Business Administration) 1990
Occupation: Vice President, Curio, Inc., Calif.

Van Oliver

Degree: B.A. Economics and Philosophy
Graduate Work: J.D. (Law)
Occupation: Attorney, The Wiser Oil Company, Dallas, Texas

Dave Richardson

Degree: B.A. Business Administration
Occupation: Vice President, First Volunteer, Signal Mountain, Tenn.

Rudy Thacker

Degree: B.A. Sociology
Occupation: President, Rudy Thacker and Associates,

Nashville, Tenn.

Thorpe Weber

Degree: B.A. Psychology
Occupation: President, Farmers Merchants Bank, Brentwood, Tenn.

Les Yates

Degree: B.A. Biology
Graduate Work: M.D. (Medicine) 1977
Occupation: Anesthesiologist, Columbia, Mo.

Class of 1972

Tom Arnholt

Degree: B.A. Fine Arts
Occupation: Vice President, Arnholt-Fox Advertising, Brentwood, Tenn.

Glenn Butler

Degree: B.A. History
Graduate Work: M.Div. (Divinity) 1979
Occupation: Minister, St. Luke United Methodist Church, Enterprise, Ala.

Jimmy Conn

Degree: B.A. English

Class of 1973

John Cattellino

Degree: B.E. Civil Engineering
Occupation: Computer Consultant, General Electric Foundation, Elmwood Park, Ill.

Rod Freeman

Degree: B.A. Business Administration
Occupation: Owner, Fitness Systems, Inc., Brentwood, Tenn.

Ray Maddux

Degree: B.E. Civil Engineering
Occupation: President, Systems Management, Inc., Hendersonville, Tenn.

Chris Schweer

Degree: B.E. Materials Science Engineering
Graduate Work: M.B.A. (Business Administration) 1979
Occupation: President, R&C Enterprises, Inc., Nashville, Tenn.

Alex Thompson

Degree: Estate Planning, Memphis, Tenn.
Occupation: Financial Planner, Summitt Asset Management, LLC, Memphis, Tenn.

Steve Turner

Degree: B.A. History and Sociology
Occupation: Manager Fleet Operations, TPI Restaurant, Inc., Memphis, Tenn.

Class of 1974

Doug Bates

Degree: B.A. Business Administration
Bethpage, Tenn.

Howard Cline

Degree: B.S. Mathematics
Occupation: Food Broker, Pickrell & Craig/Greeseon Co., Louisville, Ky.

Terry Compton

Degree: B.E. Civil Engineering
Occupation: Consulting Engineer, SSR, Inc., Nashville, Tenn.

Lee Fowler

Degree: B.A. History
Graduate Work: M.S. Athletic Administration
Occupation: Athletic Director, North Carolina State, Raleigh, N.C.

Bill Ligon

Degree: B.A. Interdisciplinary Studies
Graduate Work: J.D. (Law) 1979
Occupation: Attorney, W.N. Ligon P.C. Gallatin, Tenn.

Haworth Parks, Jr.

Degree: B.A. History
Occupation: Vice Chairman/Sales Manager, Parks, Inc., Nashville, Tenn.

Jan van Breda Koff

Degree: B.A. History
Occupation: Former NCAA and NBA basketball coach

Class of 1975

Bob Chess

Degree: B.A. Physics
Graduate Work: M.D. (Medicine)
Occupation: Pathologist, General Consultants Medical Laboratory, Cambridge, Ohio

Bob Funke

Degree: B.S. Chemistry
Occupation: Physician, Kingsport, Tenn.

John Norton

Degree: B.A. Political Science and Philosophy
Graduate Work: J.D. (Law) 1979
Occupation: Attorney, Alcon Lab, Moscow, Idaho

Dale Smith (manager)

Degree: B.S. Systems and Information Science
Occupation: Applications Engineer, Telco Research Corporation, Franklin, Tenn.

Class of 1976

Butch Feher

Degree: B.A. History
Occupation: President, Ray Feher and Associates, Signal Mountain, Tenn.

Joe Ford

Degree: B.A. Economics
Occupation: Special Agent, Northwestern Mutual Life Insurance, Paducah, Ky.

Jeff Fosnes

Degree: B.A. Sociology
Graduate Work: M.D. (Medicine)
Occupation: Physician, Northcrest Physicians Services, Springfield, Tenn.

Jim Fuqua

Degree: B.S. Biology
Occupation: Senior Director, Merck & Co., Birmingham, Ala.

Mike Moore

Degree: B.A. Economics
Graduate Work: J.D. (Law) 1979
Occupation: Partner, Fulbright and Jaworski, Bellaire, Texas

Class of 1977

Spence Young

Degree: B.S. Business Administration
Occupation: National Sales Manager, Inverness Medical Technology, Lewisburg, Tenn.

Class of 1978

Neil Bemenderfer

Degree: N/A
Occupation: Lawyer, Indianapolis, Ind.

Ted Govedarica

Degree: B.A. Business Administration
Occupation: First Vice President, Dean Witter, Inc., Itasca, Ill.

John Sneed

Occupation: Technician, Support Systems International Medical Services, Tampa, Fla.

Kevin Smith (manager)

Degree: B.S. History
Occupation: President, Smith Construction, Inc., Franklin, Tenn.



WHERE ARE THEY NOW?

Class of 1979

Carl Crain, Jr.

Occupation: Supervisor, Sheriff's Department, Nashville, Tenn.

Richard Drumright (Manager)

Degree: B.E. Civil Engineering
Occupation: Aerospace Engineer, The Aerostructures Corp., Nashville, Tenn.

Jay Lowenthal

Degree: B.A. Economics
Graduate Work: M.S.S. (Sports Management)
Occupation: Realtor, Shirley Zeitlin & Co., Nashville, Tenn.

Keith Page

Degree: B.A. Economics
Graduate Work: MBA 1980
Occupation: Manager of Aircraft Financing, Bombardier Capital, Inc., Houston, Texas

Thomas M. Shultz

Degree: B.A. Biology
Graduate Work: M.D. (Medicine)
Occupation: Physician, Specialist in Obstetrics and Gynecology, Springfield, Mo.

Tim Thompson

Degree: B.A. Economics
Occupation: Sports Marketing Coordinator, Nike, Inc.; Color commentator for Vanderbilt Radio Network, Franklin, Tenn.

Class of 1980

Earl Carter (manager)

Degree: B.E., Civil Engineering and Math
Graduate Work: M.S. (Public Admin.)
Occupation: Naval Officer-Commanding Officer, USS Scranton, Norfolk, Va.

Mark Elliott

Degree: B.A. History, Sociology
Occupation: General Sales Manager, Fitness Systems, Inc., Nashville, Tenn.

Clarence Smith

Degree: B.A. Economics
Occupation: Vice President, SunTrust Bank, Nashville, Tenn.

Tommy Springer

Degree: B.S. Health and Physical Ed. Occupation: Assessor, Metro Division of Tax Assessments, Nashville, Tenn.

Class of 1981

Brian Allsmiller

Degree: B.A. Economics
Occupation: Horizon Truck Sales;
Award-winning country music songwriter, Brentwood, Tenn.

Patrick Berwanger

Degree: B.E. Chemical Engineering
Occupation: F.H. Berwanger, Carbondale, Colo.

Charles Davis

Degree: B.S. Adapted Physical Education
Occupation: Executive Director of Charles Davis Foundation, Nashville, Tenn.

Mike Rhodes

Degree: B.S. Engineering Science and Geology
Occupation: Engineer Manager, Bates Fabricating, Lobelville, Tenn.

Billy Wheeler (manager)

Occupation: Team Sales, Nashville Sporting Goods, Smyrna, Tenn.

Class of 1982

John Derenbecker

Degree: B.A. English and Business Administration
Graduate Work: J.D. (Law)
Occupation: Attorney-General Counsel, North Oaks Health System, Hammond, La.

David Gray (manager)

Occupation: Attorney, Hix & Gray, Nashville, Tenn.

Willie Jones

Degree: B.S. Health and Physical Education
Occupation: Athletic Director, Coach, Teacher, McKinley HS, Buffalo, N.Y.

Class of 1983

Jim Parker (manager)

Degree: B.E. Civil Engineering
Graduate Work: M.S. (Civil Engineering)
Occupation: Vice President, Structural Design Group, Franklin, Tenn.

Doug Weikert

Degree: B.S. Biology
Graduate Work: M.D. (Medicine)
Occupation: Orthopedic Surgeon, Vanderbilt Medical Center, Brentwood, Tenn.

James Williams

Degree: B.S. Sociology and Political Science
Occupation: Branch Officer, Pioneer Bank, Chattanooga, Tenn.

Ted Young

Degree: B.A. Economics
Occupation: Co-owner of WTWL and WJZM Radio Stations; Teacher/Coach Clarksville High School, Clarksville, Tenn.

Class of 1984

Jimmy Gray, Jr.

Degree: J.D. Law
Occupation: Associate General Counsel, Federal Housing Finance Board, Washington, D.C.

Jimmy Lenz

Degree: B.A. Sociology
Occupation: Vice President, Precision Tool and Die, Louisville, Ky.

Al McKinney

Degree: B.E. Civil Engineering
Occupation: President, Concord Healthcare Development, Inc., Brentwood, Tenn.

Jeff Turner

Degree: B.A. Economics
Occupation: Executive Assistant to President for Leadership Development, Varsity Basketball Coach, Lake Highland Preparatory School, Orlando, Fla.

Class of 1985

Phil Cox

Degree: B.S. Health and Physical Education
Occupation: Teacher/Coach, Norris Middle School, Clinton, Tenn.

Scott McCabe

Degree: B.A. Economics
Occupation: Senior Vice President, National Bank of Commerce, Old Hickory, Tenn.

Class of 1986

Todd Berry (manager)

Degree: B.A. Economics
Occupation: Regional Marketing Manager, Federal Home Loan Bank of Cincinnati, Nashville, Tenn.

Brett Burrow

Degree: B.A. Communications
Graduate Work: J.D. (Law) 1990
Occupation: Attorney, Brewer, Krause and Brooks, Nashville, Tenn.

Darrell Dulaney

Degree: B.S. Education
Occupation: Teacher, Columbus Public Schools, Columbus, Ohio.

Jeff Gary

Degree: B.A. Economics
Occupation: Insurance, Humana Inc., Dallas, Texas

Rich Plotkin (manager)

Degree: B.A. Economics
Occupation: Marketing Manager, Chronicle of Higher Learning, Washington, D.C.

Class of 1987

Byron Ball

Degree: B.A. History
Occupation: Attorney, Hill, Farrer, & Burrill, South Pasadena, Calif.

Glen Clem, Jr.

Degree: B.A. Economics
Occupation: National Sales Manager, Burton Golf, Destin, Fla.

Bobby Davies

Degree: B.E. Civil & Environmental Engineering
Occupation: Attorney, Stokes, Rutherford, Williams, Sharp & Davies, Knoxville, Tenn.

David Joiner

Degree: B.S. Physical Education
Occupation: Teacher, Christian County Board of Education, Hopkinsville, Ky.

John McMahan (manager)

Occupation: Alabama Labels & Graphics

Randy Neff

Degree: B.S. Education
Occupation: President, Legacy Pest Control, Inc., Ga.

Steve Reece

Degree: B.S. Education
Graduate Work: M.S. (Recreational Administration) 1992
Occupation: Pharmaceutical Sales Rep., Glaxo Wellcome, Inc., Hendersonville, Tenn.

Bobby Westbrook

Degree: B.S. Engineering Science
Occupation: Merchandise Support Manager, Sears Department Store, Memphis, Tenn.

Class of 1988

Charlie Dahlem

Degree: B.A. Economics
Occupation: Commercial Real Estate, Dahlem Company, Inc., Louisville, Ky.

Will Perdue

Degree: B.A. Communication
Occupation: Television and radio commentator; Retired NBA player, Louisville, Ky.

Kelley Williams, Jr.

Degree: B.A. English
Occupation: Managing Member, Greenover Managers, Jackson, Miss.

Class of 1989

Barry Booker

Degree: B.A. Economics
Occupation: Relationship Manager, Wells Fargo; Television commentator, Nashville, Tenn.

Mike Carmody (manager)

Degree: B.S. Psychology
Occupation: Attorney, Magruder & Associates, P.C., Oakton, Va.

Barry Goheen

Degree: B.A. Communication, J.D. Law
Occupation: Attorney, King & Spalding, Atlanta, Ga.

Frank Komet

Degree: B.A. Sociology
Occupation: Retired, Pro Basketball, Chandler, Ariz.

Scott Stevens

Degree: B.A. Modern European Studies
Occupation: N/A, New York, N.Y.

Class of 1990

Alberto Ballestra

Degree: B.E. Electrical Engineering
Occupation: Product Manager, Datalogic, S.P.A., Bologna, Italy

Eric Reid

Degree: B.A. History
Occupation: Teacher, Coach, Christ Presbyterian Academy, Nashville, Tenn.

Ralph Mayes

Degree: B.A. Mathematics
Graduate Work: M.B.A. Executive Managerial
Occupation: President & CEO, UNIFI Technology Group, Inc., Charlotte, N.C.

Sean Smith (manager)

Degree: B.E. Mechanical Engineering
Occupation: President & CEO, Efficient Lighting Systems, Indianapolis, Ind.

Derrick Wilcox

Degree: B.S. Human and Organizational Development
Occupation: Pharmaceutical Sales, Astra Zeneca, Brentwood, Tenn.

Class of 1991

James Amsler

Degree: B.S. Mathematics, Human Development Counseling
Occupation: Software Developer, SAP Labs, Roselle, Ill.

Mike Collett

Degree: B.A. English
Occupation: Vice President, Merrill Lynch & Co., Chicago, Ill.

John Deahl (manager)

Degree: B.A. Psychology
Occupation: Retail Associate, Ramsey Shilling Real Estate, Los Angeles, Calif.

Scott Draud

Degree: B.S. Human and Organizational Development, Communication
Graduate Work: M.A. (Psychology) 1992
Occupation: English Teacher, Basketball Coach, Dixie Heights H.S., Crestview Hills, Ky.

Steve Grant

Degree: B.E. Mechanical Engineering
Occupation: Sales Engineer, The Trane Co., Nashville, Tenn.

Charles Mayes

Degree: B.A. Chemistry
Graduate School: Vanderbilt Medical School
Occupation: Physician, Duke University Medical Center, Durham, N.C.

Class of 1992

Jeff Fowler (manager)

Degree: B.A. Economics
Occupation: Analyst, Merrill Lynch, Chicago, Ill.

Todd Milholland

Degree: B.A. Communication
Occupation: E.S.L. Teacher, Pro Basketball Player (Tokyo, Japan), Gallatin, Tenn.

Kevin Ogilby

Degree: B.A. Political Science
Occupation: Vice President, Friedman Billings Ramsey, Washington, D.C.

Class of 1993

Kevin Anglin

Degree: B.A. Mathematics
Occupation: Teacher, Varsity Basketball Coach, Montgomery Bell Academy, Nashville, Tenn.

Willy Daunic

Degree: B.A. History
Occupation: Radio Personality, WGFY-104.5 FM, Nashville, Tenn.

WHERE ARE THEY NOW?



Bruce Elder

Degree: B.A. Political Science
Graduate Work: M.B.A. (Business Administration) 1993
Occupation: Vice President for Development, Med Quest Associates, Inc., Atlanta, Ga.

Paul Nixon (manager)

Degree: B.A. Communication Studies
Occupation: Head Women's Basketball Coach, Columbia University, New York, N.Y.

Class of 1994

Aaron Beth

Degree: B.A. Mathematics
Occupation: Math Teacher, Basketball Coach, Bowling Green H.S., Bowling Green, Ky.

Dan Hall

Degree: B.A. Communication
Occupation: Chemical Engineer, ATOFINA Chemicals, Inc., Wichita, Kan.

Chris Lawson

Degree: B.S. Human and Organizational Development
Occupation: Sales Representative, Pharmacia & Upjohn, Salina, Kan.

Billy McCaffrey

Degree: B.S. Human and Organizational Development
Occupation: N/A, Nashville, Tenn.

Kirk Sanders (manager)

Degree: Economics
Occupation: Sales Representative, Norvartis Pharmaceuticals, Decatur, Ala.

Class of 1995

Paul Hopkins

Occupation: Assistant Principal, York County School System, Yorktown, Va.
Degree: B.S. History and Secondary Education

Ronnie McMahan

Degree: B.S. Human and Organizational Development
Occupation: Counselor, Asst. boys' basketball coach, Montgomery Bell Academy, Nashville, Tenn.

Bryan Milburn

Degree: B.S. Human and Organizational Development
Occupation: Assistant Basketball Coach, Campbellsville University, Campbellsville, Ky.

Chris Woods

Degree: B.A. Economics
Occupation: Wholesaler, Wells Real Estate Funds, Atlanta, Ga.

Class of 1996

Malik Evans

Degree: B.S. Human and Organizational Development
Occupation: Professional Basketball Player, Houston, Texas

Frank Seckar

Degree: B.E. Mechanical Engineering
Occupation: Mechanical Project Engineer, Bemis Company, Oshkosh, Wis.

Chad Sheron

Degree: B.S. Chemistry
Occupation: Dentist, Wash.

Chris Slade

Degree: B.E. Mechanical Engineering
Occupation: Sales Engineer, Tom Barrow Co., Nashville, Tenn.

Class of 1997

Howard Pride

Degree: B.S. Human and Organizational Development
Occupation: Fitness center manager, Huntsville, Ala.

Pax Whitehead

Degree: B.S. Human and Organizational Development
Occupation: N/A

Class of 1998

Austin Bates

Degree: B.E. Mechanical Engineering
Occupation: Sales, Everest Technologies, Nashville, Tenn.

Billy DiSpaltro

Degree: B.S. Human and Organizational Development
Occupation: Professional Basketball Player in Italy, New Vernon, N.J.

Drew Maddux

Degree: B.S. Human and Organizational Development
Occupation: Teacher, Varsity Basketball Coach, Christ Presbyterian Academy, Nashville, Tenn.

Class of 1999

Vince Ford

Degree: B.S. Human and Organizational Development
Occupation: Pharmaceutical Sales, St. Louis, Mo.

Patrick Whitlock (manager)

Degree: B.S. Education Studies and History
Occupation: Head Boys Basketball Coach, Ravenwood High School, Nashville, Tenn.

Class of 2000

Dan Langhi

Degree: B.S. Human and Organizational Development
Occupation: Pursuing professional basketball career

Atiba Prater

Degree: B.S. Human and Organizational Development
Occupation: Pursuing professional basketball career, Nashville, Tenn.

James Strong

Degree: B.S. Human and Organizational Development
Occupation: Assistant Men's Basketball Coach, Furman University, Greenville, S.C.

Jimmy Armistead (manager)

Degree: B.A. Communications
Occupation: Director of Membership, The Golf Club of Tennessee, Nashville, Tenn.

Donato Ramos

Degree: B.A. Communications
Occupation: University of Texas Law School, Austin, Texas

Class of 2001

Greg LaPointe

Degree: B.S. Human and Organizational Development
Occupation: Auditor, Nashville, Tenn.

Anthony Williams

Degree: B.S. Special Education
Occupation: Entrepreneur, Primerica Investment Services, Auburn, Ala.

Class of 2002

Darius Coulbaly

Degree: B.S. Human and Organizational Development
Occupation: Special Education Teacher, Chandler High School; Founder of Empowering the Poor, Inc., Fredericksburg, Va.

Sam Howard

Degree: B.S. Human and Organizational Development & Special Education
Occupation: Athletic Director, Currey Ingram Academy, Nashville, Tenn.

Chuck Moore

Degree: B.S. Business
Occupation: Teacher, YMCA Director, Philadelphia, Pa.

Class of 2003

Ian Andreasen (manager)

Degree: N/A
Occupation: Graduate Assistant Coach, East Tennessee State, Johnson City, Tenn.

Matt Carter

Degree: B.S. Engineering
Occupation: Field Engineer, Littlejohn Engineering; Nashville, Tenn.

Class of 2004

Matt Freije

Degree: B.A. Economics
Occupation: Pursuing professional basketball career; Nashville, Tenn.

Scott Hundley

Degree: B.A. Communications Studies
Occupation: Teacher, Basketball Coach, Scott County High School, Lexington, Ky.

Russell Lahey

Degree: B.A. Economics
Occupation: Attending Vanderbilt Law School, Nashville, Tenn.

Martin Schnedlitz

Degree: B.A. Economics and Political Science
Occupation: Recently received his Master's of Finance from the Owen School of Management

Class of 2005

Jason Holwerda

Degree: B.S. Human and Organizational Development
Occupation: Leasing Representative, Crescent Resources, Franklin, Tenn.

Dawid Przybyszewski

Degree: German
Occupation: Pursuing professional basketball career

Corey Smith

Degree: B.A. Communications Studies
Occupation: Playing professional basketball with the Harlem Globetrotters.

Class of 2006

Mario Moore

Degree: B.S. Human and Organizational Development
Occupation: Pursuing professional basketball career, Nashville, Tenn.

Julian Terrell

Degree: B.S. Human and Organizational Development
Occupation: Pursuing professional basketball career, Nashville, Tenn.

Class of 2007

Derrick Byars

Degree: B.A. Interdisciplinary Studies
Occupation: Pursuing professional basketball career, Memphis, Tenn.

Dan Cage

Degree: B.A. Economics
Occupation: Pursuing professional basketball career, Nashville, Tenn.

Ted Shuchas

Degrees: B.S. Engineering
Pursuing M.A. in Economic Development from Vanderbilt
Occupation: Pursuing professional basketball career, Nashville, Tenn.

Class of 2008

Shan Foster

Degree: B.S. Human and Organizational Development
Occupation: Pursuing professional basketball career, Kenner, La.

Alex Gordon

Degree: B.S. Human and Organizational Development
Occupation: Pursuing professional basketball career, Pensacola, Fla.

Ross Neltner

Degrees: B.S. Economics
Occupation: Pursuing professional basketball career, Nashville, Tenn.

Class of 2009

George Drake

Degree: B.S. Sociology
Occupation: Pursuing master's degree at UAB, Calera, Ala.

Vanderbilt basketball alumni wishing to update their information are encouraged to contact the Men's Basketball Office at 615-322-

COMMODORES



SCORING MARKS

POINTS SCORED

CAREER

Player, Years	Points
1. Shan Foster, 2005-08	2,011
2. Matt Freije, 2001-04	1,891
3. Phil Cox, 1982-85	1,724
4. Ronnie McMahan, 1992-95	1,719
5. Mike Rhodes, 1978-81	1,699
6. Clyde Lee, 1964-66	1,691
7. Drew Maddux, 1995-98	1,689
8. Charles Davis, 1977-81	1,675
9. Jeff Fosnes, 1973-76	1,579
10. Tom Hagan, 1967-69	1,514
11. Barry Goheen, 1986-89	1,509
12. Dan Langhi, 1997-2000	1,502
13. Scott Draud, 1987-91	1,466
14. Bobby Thym, 1954-57	1,403
15. Kevin Anglin, 1990-93	1,389
16. Billy McCaffrey, 1993-94	1,359
17. Butch Feher, 1973-76	1,345
18. Terry Compton, 1972-74	1,326
19. Frank Seckar, 1993-96	1,317
20. Barry Booker, 1986-89	1,310
21. Will Perdue, 1984-88	1,281
22. Jeff Turner, 1981-84	1,271
23. Thorpe Weber, 1969-71	1,209
24. Al Rochelle, 1954-57	1,206
25. Jim Henry, 1, 198	1,198
26. Joe Ford, 1973-76	1,193
27. Billy Joe Adcock, 1947-50	1,190
28. Brett Burrow, 1983-86	1,149
29. Babe Taylor, 1953-56	1,144
30. Mario Moore, 2003-2006	1,137
31. Bruce Elder, 1991-93	1,086
32. Bo Wyenandt, 1966-68	1,078
33. Todd Milholland, 1989-92	1,053
34. Dan Finch, 1952-54	1,045
35. Sam Howard, 1999-2002	1,042
36. A.J. Ogilvy, 2007-	1,026
37. Austin Bates, 1994-98	1,020
38. Perry Wallace, 1968-70	1,010
39. Alex Gordon, 2005-08	1,007

CAREER - PER GAME

(Minimum 50 games)

Player, Years	G	FGM	FTM	TP	PPG
1. Clyde Lee, 1964-66	79	633	425	1691	21.4
2. Billy McCaffrey, 1993-94	66	458	912	1359	20.6
3. Tom Hagan, 1967-69	76	577	360	1514	19.9
4. Jim Henry, 1957-59	68	425	348	1198	17.6
5. Terry Compton, 1972-74	80	527	277	1331	16.6
6. Mike Rhodes, 1978-81	103	683	333	1699	16.5
7. A.J. Ogilvy, 2007-	63	353	622	1026	16.3
9. Al Rochelle, 1954-57	75	416	374	1206	16.1
9. Dan Finch, 1952-54	65	356	333	1045	16.1
10. Charles Davis, 1977-81	105	683	309	1675	16.0
11. Bobby Thym, 1954-57	89	475	453	1403	15.8

SEASON

Player, Years	Points
1. Billy McCaffrey, 1992-93	699
2. Shan Foster, 2007-08	691
2. Dan Langhi, 1999-00	664
3. Billy McCaffrey, 1993-94	660
4. Clyde Lee, 1964-65	631
5. Tom Hagan, 1968-69	608
6. Matt Freije, 2003-04	607
7. Will Perdue, 1986-87	592
8. Clyde Lee, 1964-65	589
9. Derrick Byars, 2006-07	577
10. Jeff Fosnes, 1974-75	575
11. Will Perdue, 1987-88	567

YEARLY SCORING LEADERS

Year	Player	Pts	Avg.	Year	Player	Pts	Avg.
2009	A.J. Ogilvy, C	448	15.4	1978	Mike Rhodes, G	507	18.8
2008	Shan Foster, G/F	691	20.3	1977	Charles Davis, F	399	15.3
2007	Derrick Byars, G/F	577	17.0	1976	Jeff Fosnes, F	482	17.9
2006	Shan Foster, G/F	477	15.9	1975	Jeff Fosnes, F	575	22.1
2005	Mario Moore, G	459	13.5	1974	Terry Compton, F	415	14.8
2004	Matt Freije, F	607	18.4	1973	Terry Compton, F	461	17.7
2003	Matt Freije, F	520	17.9	1972	Terry Compton, F	450	17.3
2002	Matt Freije, F	484	15.1	1971	Thorpe Weber, F	439	16.9
2001	Chuck Moore, G	348	12.0	1970	Perry Wallace, F	461	17.7
2000	Dan Langhi, F	664	22.1	1969	Tom Hagan, G	608	23.4
1999	Dan Langhi, F	512	17.7	1968	Tom Hagan, G	463	19.2
1998	Drew Maddux, G	553	16.8	1967	Tom Hagan, G	443	17.0
1997	Pax Whitehead, F	481	15.5	1966	Clyde Lee, C	589	22.6
1996	Frank Seckar, G	523	16.3	1965	Clyde Lee, C	631	22.5
1995	Ronnie McMahan, G/F	511	18.3	1964	Clyde Lee, C	471	18.8
1994	Billy McCaffrey, G	660	20.6	1963	Roger Schurig, G	387	16.8
1993	Billy McCaffrey, G	699	20.6	1962	John Russell, G	369	15.4
1992	Kevin Anglin, G/F	506	16.9	1961	Bill Depp, C	412	17.2
1991	Scott Draud, G	456	15.2	1960	Bill Johnson, G	356	15.5
1990	Scott Draud, G	546	15.6	1959	Jim Henry, G	414	18.8
1989	Frank Kornet, C/F	554	16.8	1958	Jim Henry, G	493	20.5
1988	Will Perdue, C	567	18.3	1957	Al Rochelle, G	381	17.3
1987	Will Perdue, C	592	17.4	1956	Al Rochelle, G	421	18.3
1986	Brett Burrow, C	370	13.2	1955	Al Rochelle, G	355	16.1
1985	Phil Cox, G	445	16.5	1954	Dan Finch, F	481	21.9
1984	Jeff Turner, F/C	486	16.8	1953	Dan Finch, F	372	20.7
1983	Phil Cox, G	477	14.5	1952	Dave Kardokus, F	314	11.6
1982	Willie Jones, C/F	442	15.8	1951	Al Weiss, C	353	13.6
1981	Al Miller, G/F	423	14.6	1950	Billy Joe Adcock, G/F	315	12.6
1980	Mike Rhodes, G	479	18.4	1949	Billy Joe Adcock, F	339	15.4
1979	Charles Davis, F	502	18.6	1948	Billy Joe Adcock, F	376	17.1

SEASON - PER GAME

Player, Years	G	FGM	FTM	TP	PPG
1. Tom Hagan, 1968-69	26	246	116	608	23.4
2. Clyde Lee, 1965-66	26	218	153	589	22.6
3. Clyde Lee, 1964-65	28	239	153	631	22.5
14. Dan Langhi, 1999-00	30	222	162	664	22.1
14. Jeff Fosnes, 1974-75	26	238	99	575	22.1
6. Dan Finch, 1953-54	22	165	151	481	21.9
7. Dan Finch, 1952-53	18	124	124	372	20.7
8. Billy McCaffrey, 1993-94	32	217	476	660	20.6
9. Billy McCaffrey, 1992-93	34	241	134	699	20.5
10. Jim Henry, 1957-58	24	182	129	493	20.5


SINGLE GAME

Player, Game	Points
1. Tom Hagan vs. Mississippi State, Mar. 8, 1969	44
2. Shan Foster vs. Mississippi State, Mar. 5, 2008	42
2. Bo Wyenandt vs. Alabama, Feb. 11, 1967	42
3. Clyde Lee at Kentucky, Jan. 2, 1965	41
4. Jim Henry vs. Sewanee, Dec. 2, 1957	40
t5. Jeff Fosnes vs. Jacksonville, Dec. 21, 1974	39
t5. Clyde Lee vs. Syracuse, Dec. 28, 1965	39
t5. John Ed Miller vs. Duke, Dec. 11, 1963	39
t8. Kevin Anglin vs. New Hampshire, Dec. 21, 1991	38
t8. Kenny Campbell vs. Northwestern, Dec. 21, 1966	38
t10. Phil Cox vs. MTSU, Dec. 3, 1984	37
t10. Willie Jones vs. Alabama, Feb. 27, 1982	37
t10. Al Rochelle at Florida, Feb. 25, 1956	37


SCORING MARKS



Freshman A.J. Ogilvy scored in double figures in 32 out of 34 games as a freshman, and set a new single-season scoring record for freshmen with 578 points in 2007-08.



Billy McCaffrey netted a school-record 699 points in a single season in 1993 — his first in a Vanderbilt uniform after transferring from Duke.



Tom Hagan led Vanderbilt in scoring for three consecutive seasons (1967-69), averaging 23.4 points in his final campaign — the most ever by a Commodore senior.

COMMODORES®

SCORING LEADERS BY CLASS

FRESHMEN

By Points

Player,Year	Points
1. A.J. Ogilvy	578
2. Mike Rhodes, 1978	507
3. Al Miller, 1981	423
4. Charles Davis, 1977	399
5. Phil Cox, 1982	378
6. Jeffery Taylor, 2009	377
7. Brad Tinsley, 2009	341
8. Ronnie McMahan, 1992	335
9. Shan Foster, 2005	312
10. Bobby Thym, 1954	296

By Average

Player,Year	Avg.
1. Mike Rhodes, 1978	18.8
2. A.J. Ogilvy, 2008	17.0
3. Charles Davis, 1977	15.3
4. Al Miller, 1981	14.6
t5. Phil Cox, 1982	13.5
t5. Bobby Thym, 1954	13.5
7. Jimmy Cummings, 1953	12.4
8. Jeffery Taylor, 2009	12.2
9. Ronnie McMahan, 1992	11.2
10. Brad Tinsley, 2009	11.0

SOPHOMORES

By Points

Player,Year	Points
1. Matt Freije, 2002	484
2. Shan Foster, 2006	477
3. Clyde Lee, 1965	471
4. Terry Compton, 1972	450
5. A.J. Ogilvy, 2009	448
6. Drew Maddux, 1996	447
7. Tom Hagan, 1967	443
8. Bill Ligon, 1972	434
9. Charles Davis, 1978	419
10. Barry Goheen, 1978	419

By Average

Player,Year	Avg.
1. Clyde Lee, 1965	18.8
2. Terry Compton, 1972	17.3
3. Billy Joe Adcock, 1948	17.1
4. Tom Hagan, 1967	17.0
t5. Charles Davis, 1978	16.8
t5. Roger Schurig, 1963	16.8
7. Bill Ligon, 1972	16.7
8. Al Rochelle, 1955	16.1
9. Bobby Thym, 1955	16.0
10. Shan Foster, 2006	15.9

JUNIORS

By Points

Player,Year	Points
1. Billy McCaffrey, 1993	699
2. Clyde Lee, 1966	631
3. Will Perdue, 1987	592
4. Jeff Fosnes, 1975	575
5. Scott Draud, 1990	546
6. Butch Feher, 1975	533
7. Shan Foster, 2007	531
8. Matt Freije, 2003	520
9. Dan Langhi, 1999	512

By Average

Player,Year	Avg.
1. Clyde Lee, 1966	22.5
2. Jeff Fosnes, 1975	22.1
3. Dan Finch, 1953	20.7
4. Billy McCaffrey, 1993	20.6
t5. Butch Feher, 1975	20.5
t5. Jim Henry, 1958	20.5
7. Tom Hagan, 1968	19.2
8. Charles Davis, 1979	18.6
9. Mike Rhodes, 1980	18.4
10. Al Rochelle, 1956	18.3

SENIORS

By Points

Player,Year	Points
1. Shan Foster, 2008	691
2. Dan Langhi, 2000	664
3. Billy McCaffrey, 1994	660
4. Tom Hagan, 1969	608
5. Matt Freije, 2004	607
6. Clyde Lee, 1967	589
7. Derrick Byars, 2007	577
8. Will Perdue, 1988	567
9. Drew Maddux, 1998	553
10. Frank Seckar, 1996	523

By Average


Player,Year	Avg.
1. Tom Hagan, 1969	23.4
2. Clyde Lee, 1967	22.6
3. Dan Langhi, 2000	22.1
4. Dan Finch, 1954	21.9
5. Billy McCaffrey, 1994	20.6
6. Shan Foster, 2008	20.3
7. Jim Henry, 1959	18.8
8. Matt Freije, 2004	18.4
t9. Ronnie McMahan, 1995	18.3
t9. Will Perdue, 1988	18.3



SCORING MARKS

30-PLUS POINT SCORERS

Date	Player	Points
3/4/09	A.J. Ogilvy vs. LSU	33
3/5/08	Shan Foster vs. Mississippi State	42
2/26/08	Shan Foster vs. Tennessee	32
1/5/08	Shan Foster vs. UMass	32
2/28/07	Shan Foster vs. South Carolina	33
2/14/07	Derrick Byars vs. South Carolina	32
2/8/06	Shan Foster vs. Alabama	30
3/21/05	Mario Moore vs. Wichita State	31
3/5/05	Mario Moore vs. LSU	30
2/2/05	Alex Gordon vs. Tennessee	30
3/21/04	Matt Freije vs. North Carolina State	31
2/18/04	Matt Freije vs. Alabama	32
12/13/03	Matt Freije vs. Tennessee Tech	31
11/24/03	Matt Freije vs. Indiana	32
1/29/03	Matt Freije vs. Georgia	31
3/1/00	Dan Langhi vs. Georgia	32
2/26/00	Dan Langhi vs. Mississippi	33
1/15/00	Dan Langhi vs. Florida	31
1/12/00	Dan Langhi vs. Tennessee	31
12/18/99	Dan Langhi vs. Western Kentucky	30
2/21/99	Dan Langhi vs. Alabama	30
11/21/98	Dan Langhi vs. Notre Dame	33
1/14/98	Drew Maddux vs. Alabama	33
12/17/95	Frank Seckar vs. North Carolina A&T	30
11/21/95	Frank Seckar vs. Chaminade	30
2/11/95	Ronnie McMahan vs. Arkansas	34
1/25/95	Ronnie McMahan vs. Mississippi	33
3/30/94	Frank Seckar vs. Villanova	30
2/26/94	Billy McCaffrey vs. Florida	31
2/24/93	Billy McCaffrey vs. Georgia	35
2/26/92	Kevin Anglin vs. Georgia	32
12/29/91	Kevin Anglin vs. New Hampshire	38
2/18/90	Scott Draud vs. LSU	31
1/10/90	Scott Draud vs. Mississippi	30
12/29/87	Will Perdue vs. Cornell	31
3/21/87	Will Perdue vs. So. Mississippi (NIT)	34
12/3/84	Phil Cox vs. MTSU	37
3/3/84	Jeff Turner vs. Mississippi	30
2/6/84	Phil Cox vs. Alabama	30
2/27/82	Willie Jones vs. Alabama	37
2/24/82	Willie Jones vs. Florida	32
11/28/81	Phil Cox vs. Duke	30
2/20/80	Mike Rhodes vs. Florida	30
1/19/80	Mike Rhodes vs. Kentucky	34
12/6/79	Mike Rhodes vs. Mississippi State	31
2/12/79	Mike Rhodes vs. Alabama	32
2/7/79	Charles Davis vs. Kentucky	31
12/28/77	Charles Davis vs. Richmond	31
12/22/77	Mike Rhodes vs. Virginia Tech	34
1/10/76	Butch Feher vs. Georgia	36
12/6/76	Charles Davis vs. Michigan	31
12/6/76	Butch Feher vs. Holy Cross	35
12/21/74	Jeff Fosnes vs. Jacksonville	39
12/21/74	Butch Feher vs. Jacksonville	34
2/10/75	Butch Feher vs. LSU	31
1/18/75	Jeff Fosnes vs. Auburn	32
2/17/73	Terry Compton vs. LSU	33
3/9/72	Tom Arnholt vs. Mississippi State	33
2/19/72	Bill Ligon vs. LSU	31
2/12/72	Terry Compton vs. Georgia	35
12/8/70	Rod Freeman vs. Illinois	31
3/8/69	Tom Hagan vs. Mississippi State	44



Clyde Lee (1964-66) holds the Vanderbilt record most 30-plus point scoring games with eight, including a career-high 41-point showing against Kentucky in January 1965.

MOST 30-PLUS POINTS SCORING GAMES

Player	Games	
1. Clyde Lee (1964-66)	8	
2. Dan Langhi (1997-2000)	7	
3. Shan Foster (2005-08)	5	
3. Matt Freije (2001-04)	5	
3. Mike Rhodes (1978-81)	5	
5. Butch Feher (1973-76)	4	
5. Roger Schurig (1963-65)	4	
2/17/69	Tom Hagan vs. LSU	31
12/21/68	Tom Hagan vs. Kansas State	34
12/14/68	Tom Hagan vs. Mississippi State	33
3/4/68	Kenny Campbell vs. LSU	31
12/2/67	Tom Hagan vs. SMU	34
2/20/67	Bo Wyenandt vs. Alabama	42
12/21/66	Kenny Campbell vs. Northwestern	38
2/19/66	Keith Thomas vs. Florida	30
1/15/66	Clyde Lee vs. Kentucky	30
1/4/66	Clyde Lee vs. Tulane	31
12/28/65	Clyde Lee vs. Syracuse	39
12/13/65	Clyde Lee vs. Wake Forest	32
12/30/65	Keith Thomas vs. Purdue	30
1/5/65	Clyde Lee vs. Kentucky	41
2/8/65	Clyde Lee vs. LSU	33
2/16/65	Clyde Lee vs. Kentucky	33
1/2/65	Clyde Lee vs. Tennessee	30
2/16/65	John Ed Miller vs. Kentucky	30
12/14/63	Roger Schurig vs. Arkansas	32
12/11/63	John Ed Miller vs. Duke	39
2/23/63	Roger Schurig vs. Florida	30
1/5/63	Roger Schurig vs. Tennessee	30
12/11/62	Roger Schurig vs. Duke	32
2/18/61	Bill Depp vs. Tennessee	31
12/2/57	Jim Henry vs. Sewanee	40
2/25/56	Al Rochelle vs. Florida	37
12/1/52	Dan Finch vs. Duke	30
2/14/49	Billy Joe Adcock vs. Mississippi State	36

FG SHOOTING MARKS



COMMODORES®

FIELD GOALS MADE

In a Career

Player, Years	FGM	FGA	Pct.
1. Shan Foster, 2005-08	699	1483	.471
t-2. Charles Davis, 1977-81	683	1328	.514
t-2. Mike Rhodes, 1978-81	683	1414	.483
4. Jeff Fosnes, 1973-76	651	1271	.512
5. Phil Cox, 1982-85	641	1320	.486
6. Clyde Lee, 1964-66	633	1383	.457
7. Matt Freije, 2003-04	632	1412	.448
8. Ronnie McMahan, 1992-95	566	1352	.418
9. Tom Hagan, 1967-69	577	1144	.504
10. Drew Maddux, 1994-98	571	1348	.424

In a Season

Player, Season	FGM	FGA	Pct.
1. Tom Hagan, 1968-69	246	480	.513
2. Shan Foster, 2007-08	242	463	.523
3. Billy McCaffrey, 1992-93	241	436	.553
4. Clyde Lee, 1964-65	239	516	.463
5. Jeff Fosnes, 1974-75	238	432	.551
6. Will Perdue, 1987-88	234	369	.634
7. Will Perdue, 1986-87	233	389	.599
8. Dan Langhi, 1999-00	222	465	.477
9. Frank Kornet, 1988-89	220	388	.567
10. Clyde Lee, 1965-66	218	457	.455

FIELD GOALS ATTEMPTED

In a Career

Player, Years	FGM	FGA	Pct.
1. Shan Foster, 2005-08	699	1483	.471
2. Mike Rhodes, 1978-81	683	1414	.483
3. Matt Freije, 2003-04	632	1412	.448
4. Clyde Lee, 1964-66	633	1383	.457
5. Ronnie McMahan, 1992-95	566	1352	.418
6. Babe Taylor, 1953-56	478	1371	.349
7. Drew Maddux, 1994-98	571	1348	.424
8. Charles Davis, 1977-81	683	1328	.514
9. Phil Cox, 1982-85	641	1320	.486
10. Jeff Fosnes, 1973-76	651	1271	.512

In a Season

Player, Season	FGM	FGA	Pct.
1. Clyde Lee, 1964-65	239	516	.463
2. Tom Hagan, 1968-69	246	480	.513
3. Billy McCaffrey, 1993-94	217	476	.456
4. Dan Langhi, 1999-00	222	465	.477
5. Shan Foster, 2007-08	242	463	.523
6. Clyde Lee, 1965-66	218	457	.455
7. Derrick Byars, 2006-07	206	451	.457
8. Matt Freije, 2003-04	186	446	.415
9. Ronnie McMahan, 1994-95	165	439	.376
10. Billy McCaffrey, 1992-93	241	436	.553

ANNUAL FIELD GOAL PERCENTAGE LEADERS

Year	Player	FG	Pct.	Year	Player	FG	Pct.
2009	A.J. Ogilvy, C	152-280	.543	1978	Charles Davis, F	178-353	.504
2008	A.J. Ogilvy, C	201-342	.588	1977	Greg Fuller, F	109-213	.512
2007	Ross Neltner, F	117-221	.529	1976	Dicky Keffer, G	82-156	.526
2006	Julian Terrell, F	124-240	.517	1975	Jeff Fosnes, F	238-432	.551
2005	Jason Holwerda, G	91-147	.619	1974	Lee Fowler, F	83-157	.529
2004	Scott Hundley, G	81-162	.500	1973	Jeff Fosnes, F	69-129	.535
2003	Brian Thornton, F	129-245	.527	1972	Terry Compton, F	173-319	.542
2002	Brian Thornton, F	76-148	.514	1971	Ralph Mayes, G	69-125	.552
2001	Greg LaPointe, C	125-225	.556	1970	Perry Wallace, F	197-400	.493
2000	Atiba Prater, G	82-167	.491	1969	Tom Hagan, G	246-480	.513
1999	Greg LaPointe, C	84-166	.506	1968	Bob Bundy, C	108-171	.631
1998	Billy Di Spaltro, F	108-205	.527	1967	Ken Gibbs, C	105-200	.525
1997	Billy Di Spaltro, F	111-212	.524	1966	Keith Thomas, G	196-382	.513
1996	Billy Di Spaltro, F	75-127	.591	1965	Wayne Calvert, G	56-104	.538
1995	Chris Woods, C	61-122	.500	1964	Keith Thomas, G	62-122	.508
1994	Chris Lawson, C	140-270	.519	1963	Roger Schurig, G	150-345	.435
1993	Bruce Elder, F	142-239	.594	1962	Bob Scott, F/C	122-291	.419
1992	Todd Milholland, C	140-260	.539	1961	Don Ringstaff, F	90-196	.459
1991	Steve Grant, F	86-138	.623	1960	Bill Depp, C	116-277	.419
1990	Steve Grant, F	80-118	.678	1959	Jim Henry, G	148-309	.479
1989	Frank Kornet, F/C	220-388	.567	1958	Hub Houglund, F	113-237	.477
1988	Will Perdue, C	234-369	.634	1957	Jim Henry, G	95-212	.448
1987	Will Perdue, C	233-389	.599	1956	Al Rochelle, G	134-345	.388
1986	Barry Goheen, G	91-168	.542	1955	Al Rochelle, G	119-309	.385
1985	Brett Burrow, C	137-265	.517	1954	Bobby Thym, F	110-276	.399
1984	Jeff Turner, F/C	200-375	.533	1953	George Nordhaus, C	63-161	.391
1983	James Williams, F	122-243	.502	1952	Dan Finch, F	67-193	.351
1982	Willie Jones, F/C	169-288	.587	1951	Al Weiss, C	132-365	.362
1981	Willie Jones, F/C	110-165	.667	1950	George Kelley, F/C	82-234	.350
1980	Willie Jones, F/C	88-153	.575	1949	Haworth Parks, F	43-124	.339
1979	Charles Davis, F	203-352	.577				

FIELD GOAL PERCENTAGE

In a Career (Minimum 400 FGA)

Player, Years	FGM	FGA	Pct.
1. Will Perdue, 1984, 1986-88	519	856	.606
2. Willie Jones, 1980-82	367	606	.605
3. A.J. Ogilvy, 2007-	353	622	.568
4. Bob Bundy, 1967-69	220	402	.547
5. Frank Kornet, 1986-89	377	706	.534
6. Billy Di Spaltro, 1994-98	304	572	.531
7. Todd Milholland, 1989-1992	412	789	.522
8. Keith Thomas, 1964-66	401	777	.516
9. Charles Davis, 1977-81	683	1328	.514
10. Bruce Elder, 1991-93	383	747	.513

In a Season (Minimum 100 FGA)

Player, Season	FGM	FGA	Pct.
1. Steve Grant, 1989-90	80	118	.678
2. Willie Jones, 1980-81	110	165	.667
3. Will Perdue, 1987-88	234	369	.634
4. Bob Bundy, 1967-68	108	171	.632
5. Steve Grant, 1990-91	86	138	.623
6. Jason Holwerda, 2004-05	91	147	.619
7. Will Perdue, 1986-87	233	389	.599
8. Bruce Elder, 1992-93	142	239	.594
9. Billy Di Spaltro, 1995-96	75	127	.591
10. A.J. Ogilvy, 2007-08	201	342	.588



3-PT FG SHOOTING MARKS

3-POINT FIELD GOALS MADE

In a Career

Player, Years	3FGM	3FGA	Pct.
1. Shan Foster, 2005-08	367	872	.421
2. Ronnie McMahan, 1992-95	296	774	.382
3. Scott Draud, 1987-88, 90-91	288	657	.438
4. Frank Seckar, 1993-96	278	675	.419
5. Sam Howard, 1998-2002	238	653	.364
6. Barry Booker, 1986-89	246	535	.460
7. Drew Maddux, 1994-98	226	641	.353
8. Mario Moore, 2003-2006	197	559	.352
9. Matt Freije, 2000-04	183	515	.355
10. Billy McCaffrey, 1993-94	141	316	.446

In a Season

Player, Years	3FGM	3FGA	Pct.
1. Shan Foster, 2007-08	134	286	.469
2. Frank Seckar, 1995-96	103	272	.379
3. Scott Draud, 1990-91	101	225	.449
t4. Scott Draud, 1989-90	90	208	.433
t4. Shan Foster, 2005-2006	90	217	.415
t6. Barry Booker, 1988-89	87	194	.449
t6. Ronnie McMahan, 1993-94	87	228	.382
8. Brendan Plavich, 2001-2002	86	195	.441
9. Barry Booker, 1986-87	85	170	.500
t10. Billy McCaffrey, 1992-93	83	162	.512
t10. Frank Seckar, 1994-95	83	195	.426

3-POINT FIELD GOALS ATTEMPTED

In a Career

Player, Years	3FGM	3FGA	Pct.
1. Shan Foster, 2005-08	367	872	.421
2. Ronnie McMahan, 1992-95	296	774	.382
3. Frank Seckar, 1993-96	278	675	.419
4. Scott Draud, 1987-88, 90-91	288	657	.438
5. Sam Howard, 1998-2002	238	653	.364
6. Drew Maddux, 1994-98	226	641	.353
7. Mario Moore, 2003-2006	197	559	.352
8. Matt Freije, 2000-04	183	515	.355
9. Barry Booker, 1986-89	246	535	.460
10. Dan Cage, 2004-07	164	385	.426

In a Season

Player, Season	3FGM	3FGA	Pct.
1. Shan Foster, 2007-08	134	286	.469
2. Frank Seckar, 1995-96	103	272	.379
3. Ronnie McMahan, 1993-94	87	228	.382
4. Scott Draud, 1990-91	101	225	.449
5. Ronnie McMahan, 1994-95	78	222	.351
t6. Drew Maddux, 1997-98	79	217	.364
t6. Shan Foster, 2005-06	90	217	.415
8. Shan Foster, 2006-07	74	214	.386
9. Derrick Byars, 2006-07	79	212	.373
10. Sam Howard, 1999-00	78	216	.361

ANNUAL 3-POINT FIELD GOAL LEADERS

Leaders Determined by 3-Point Field Goals Made

Year	Name	3FG	Att	Pct.
2009	Brad Tinsley, G	69	168	.411
2008	Shan Foster, G/F	134	286	.469
2007	Dan Cage, G	80	181	.442
2006	Shan Foster, G/F	90	217	.415
2005	Mario Moore, G	77	193	.399
2004	Mario Moore, G	66	182	.363
2003	Matt Freije, F	65	185	.351
2002	Brendan Plavich, G	86	195	.443
2001	Chuck Moore, G	55	157	.350
2000	Sam Howard, G	78	216	.361
1999	Sam Howard, G	58	158	.367
1998	Drew Maddux, G	79	217	.364
1997	Pax Whitehead, F	67	186	.360
1996	Frank Seckar, G	103	272	.379
1995	Frank Seckar, G	83	195	.426
1994	Ronnie McMahan, G	87	228	.382
1993	Billy McCaffrey, G	83	162	.512
1992	Ronnie McMahan, G	58	157	.369
1991	Scott Draud, G	101	225	.449
1990	Scott Draud, G	90	208	.433
1989	Barry Booker, G	87	194	.448
1988	Barry Booker, G	74	171	.433
1987	Barry Booker, G	85	170	.500

3-POINT FIELD GOAL PERCENTAGE

In a Career (Min. 30 3FGA)

Player, Years	3FGM	3FGA	Pct.
1. Barry Booker, 1986-89	246	535	.460
2. Billy McCaffrey, 1993-94	141	316	.446
3. Scott Draud, 1987-88, 90-91	288	657	.438
4. Dan Cage, 2004-07	164	385	.426
5. Aaron Beth, 1991-94	38	90	.422
6. Shan Foster, 2005-08	367	872	.421
7. Derrick Wilcox, 1987-90	114	271	.421
8. Frank Seckar, 1993-96	278	675	.419
9. Barry Goheen, 1986-89	118	282	.418
10. Vince Ford, 1995-99	62	158	.408

In a Season (Min. 30 3FGA)

Player, Season	3FGM	3FGA	Pct.
1. Billy McCaffrey, 1992-93	83	162	.512
2. Barry Booker, 1986-87	85	170	.500
3. Rick Jones, 1999-00	41	85	.482
4. Aaron Beth, 1991-92	26	55	.473
5. Shan Foster, 2007-08	134	286	.469
6. Derrick Wilcox, 1989-90	56	120	.467
7. Derrick Wilcox, 1987-88	18	39	.462
8. Dawid Przybyszewski, 2003-04	51	112	.455
9. Vince Ford, 1997-98	24	53	.453
10. Frank Seckar, 1993-94	62	138	.449

FT SHOOTING MARKS



FREE THROWS MADE

In a Career

Player, Years	FTM	FTA	Pct.
1. Bobby Thym, 1954-57	453	675	.671
2. Matt Freije, 2000-04	444	565	.786
2. Phil Cox, 1982-85	442	513	.862
3. Clyde Lee, 1964-66	425	610	.697
4. Kevin Anglin, 1990-93	415	549	.756
5. Al Rochelle, 1954-57	374	498	.751
6. Tom Hagan, 1967-69	360	432	.833
t7. Butch Feher, 1973-76	349	457	.763
t7. Barry Goheen, 1986-89	349	439	.795
9. Jim Henry, 1957-59	348	488	.713
10. Billy Di Spaltro, 1994-98	339	441	.769

In a Season

Player, Season	FTM	FTA	Pct.
1. A.J. Ogilvy, 2007-08	176	229	.769
2. Matt Freije, 2003-04	175	222	.788
3. Billy McCaffrey, 1993-94	168	189	.889
4. Dan Langhi, 1999-00	162	186	.871
5. Billy Di Spaltro, 1996-97	160	208	.769
6. Kevin Anglin, 1991-92	155	207	.749
t7. Al Rochelle, 1955-56	153	204	.750
t7. Clyde Lee, 1964-65	153	228	.671
t7. Clyde Lee, 1965-66	153	206	.742
10. Dan Finch, 1953-54	151	211	.716

FREE THROWS ATTEMPTED

In a Career

Player, Years	FTM	FTA	Pct.
1. Bobby Thym, 1954-57	453	675	.671
2. Clyde Lee, 1964-66	425	610	.697
3. Matt Freije, 2000-04	444	565	.786
4. Kevin Anglin, 1989-93	415	549	.756
5. Phil Cox, 1982-85	442	513	.862
6. Al Rochelle, 1954-57	374	498	.751
7. Dan Finch, 1952-54	333	490	.680
8. Jim Henry, 1957-59	348	488	.713
9. Dan Langhi, 1996-00	394	474	.831
10. Butch Feher, 1973-76	349	457	.763

In a Season

Player, Season	FTM	FTA	Pct.
1. A.J. Ogilvy, 2007-08	176	229	.769
2. Clyde Lee, 1964-65	153	228	.671
3. Matt Freije, 2003-04	175	222	.788
4. Dan Finch, 1953-54	151	211	.716
5. Billy Di Spaltro, 1996-97	160	208	.769
6. Kevin Anglin, 1991-92	155	207	.749
7. Clyde Lee, 1965-66	153	206	.742
t8. Al Rochelle, 1955-56	153	204	.750
t8. Bobby Thym, 1955-56	143	204	.701
t8. Will Perdue, 1986-87	126	204	.618

ANNUAL FREE THROW PERCENTAGE LEADERS

(min. 50 att.)

Year	Player	FT-A	Pct.	Year	Player	FT-A	Pct.
2009	Brad Tinsley	56-68	.824	1979	Mike Rhodes, G/F	72-87	.827
2008	Ross Neltner, F	61-77	.792	1978	Tommy Springer, G	51-61	.836
2007	Dan Cage, G	70-80	.875	1977	Dicky Keffer, G	66-81	.815
2006	Shan Foster, G/F	63-83	.759	1976	Joe Ford, G	102-126	.817
2005	Mario Moore, G	72-89	.809	1975	Joe Ford, G	94-112	.839
2004	Scott Hundley, G	46-58	.793	1974	Terry Compton, F	89-102	.873
2003	Matt Freije, F	99-124	.798	1973	Lee Fowler, F	51-67	.761
2002	Chuck Moore, G	78-96	.813	1972	Tom Arnholt, G	81-91	.890
2001	Chuck Moore, G	63-79	.797	1971	Rudy Thacker, G	56-61	.918
2000	Dan Langhi, F	162-186	.871	1970	Ralph Mayes, G	48-59	.814
1999	Dan Langhi, F	141-167	.844	1969	Rudy Thacker, G	64-72	.889
1998	Billy Di Spaltro, F	87-107	.813	1968	Tom Hagan, G	141-167	.844
1997	Billy Di Spaltro, F	160-208	.769	1967	Jerry Southwood, G	61-77	.792
1996	Drew Maddux, G	81-106	.764	1966	Keith Thomas, G	78-98	.796
1995	Drew Maddux, G	51-59	.864	1965	Keith Thomas, G	56-65	.862
1994	Billy McCaffrey, G	168-189	.889	1964	John Ed Miller, G	119-148	.804
1993	Billy McCaffrey, G	134-154	.870	1963	Roger Schurig, G	87-109	.799
1992	Todd Miholland, C	61-75	.813	1962	Bobby Bland, G	52-64	.813
1991	Scott Draud, G	63-72	.875	1961	Don Ringstaff, F	96-127	.756
1990	Scott Draud, G	100-115	.870	1960	Bill Johnson, G	80-101	.792
1989	Eric Reid, F	103-133	.774	1959	Jim Henry, G	118-150	.787
1988	Barry Goheen, G	86-112	.768	1958	Jimmy French, G	51-61	.836
1987	Barry Goheen, G	114-136	.838	1957	Al Rochelle, G	75-96	.781
1986	Barry Goheen, G	44-52	.846	1956	Al Rochelle, G	153-204	.750
1985	Phil Cox, G	111-127	.874	1955	Al Rochelle, G	117-157	.745
1984	Jeff Turner, F/C	86-102	.843	1954	Babe Taylor, G	62-74	.838
1983	Phil Cox, G	113-126	.897	1953	George Nordhaus, C	84-123	.683
1982	Phil Cox, G	126-145	.869	1952	Bob Dudley Smith, F	54-76	.711
1981	Mike Rhodes, G/F	69-84	.821	1951	Bob Dudley Smith, F	87-121	.719
1980	Mike Rhodes, G/F	89-110	.809	1950	Bob Dudley Smith, F	42-53	.792

FREE THROW PERCENTAGE

In a Career (Minimum 150 FTA)

Player, Years	FTM	FTA	Pct.
1. Billy McCaffrey, 1993-94	302	343	.880
2. Rudy Thacker, 1969-71	152	173	.879
3. Phil Cox, 1982-85	442	513	.862
4. Scott Draud, 1987-88, 90-91	232	276	.841
5. Tom Hagan, 1967-69	360	432	.833
6. Dan Langhi, 1996-00	394	474	.831
7. Tom Arnholt, 1970-72	253	305	.830
8. Mike Rhodes, 1978-81	333	408	.816
9. Keith Thomas, 1964-66	155	191	.812
10. Shan Foster, 2005-08	173	215	.805

In a Season (Minimum 50 FTA)

Player, Season	FTM	FTA	Pct.
1. Rudy Thacker, 1970-71	56	61	.918
2. Phil Cox, 1982-83	113	126	.897
3. Tom Arnholt, 1971-72	81	91	.890
4. Billy McCaffrey, 1993-94	168	189	.889
4. Rudy Thacker, 1968-69	64	72	.889
t6. Scott Draud, 1990-91	63	72	.875
t6. Dan Cage, 2006-07	70	80	.875
8. Phil Cox, 1984-85	111	127	.874
9. Terry Compton, 1973-74	89	102	.873
10. Tom Hagan, 1968-69	116	133	.872

COMMODORES®



REBOUND MARKS

REBOUNDS

In a Career

Player, Years	G	Reb	RPG
1. Clyde Lee, 1964-66	79	1223	15.5
2. Perry Wallace, 1968-70	78	894	11.5
3. Bobby Thym, 1954-57	89	872	9.8
4. Bob "Snake" Grace, 1963-65	76	837	11.0
5. Charley Harrison, 1953-56	79	802	10.2
6. Bill Depp, 1959-61	71	747	10.5
7. Will Perdue, 1983-88	104	708	6.8
8. Thorpe Weber, 1969-71	78	673	8.6
9. Anthony Williams, 1997-01	110	669	6.1
10. Ben Rowan, 1958-60	69	666	9.7

Per Game In a Career (Minimum 50 games)

Player, Years	G	Reb	RPG
1. Clyde Lee, 1964-66	79	1223	15.5
2. Perry Wallace, 1968-70	78	894	11.5
3. Bob "Snake" Grace, 1963-65	76	837	11.0
4. Bill Depp, 1959-61	71	747	10.5
5. Charley Harrison, 1953-56	79	802	10.2
6. Bobby Thym, 1954-57	89	872	9.8
7. Ben Rowan, 1958-60	69	666	9.7
8. Dan Finch, 1952-54	65	618	9.5
t9. Thorpe Weber, 1969-71	78	673	8.6
t9. Jo Gibbs, 1954-57	69	593	8.6

In a Season

Player, Season	G	Reb	RPG
1. Clyde Lee, 1964-65	28	420	15.0
2. Clyde Lee, 1965-66	26	412	15.8
3. Clyde Lee, 1963-64	25	391	15.6
4. Perry Wallace, 1969-70	26	350	13.5
5. Charley Harrison, 1955-56	22	315	14.3
6. Will Perdue, 1987-88	31	314	10.1
7. Bill Depp, 1960-61	24	309	12.9
8. Bob "Snake" Grace, 1962-63	23	308	13.4
9. Charley Harrison, 1954-55	22	284	12.9
10. Jo Gibbs, 1956-57	22	274	12.5

ANNUAL REBOUNDING LEADERS

Year	Player	Reb.	Year	Player	Reb.
2009	A.J. Ogilvy, C	7.1	1980	Ted Young, F	5.9
2008	A.J. Ogilvy, C	6.7	1979	Charles Davis, F	8.6
2007	Ross Neltner, F	5.7	1978	Charles Davis, F	7.1
2006	Julian Terrell, F	7.2	1977	Charles Davis, F	7.0
2005	Julian Terrell, F	5.1	1976	Butch Feher, G	7.7
2004	Matt Freije, F	5.4	1975	Jeff Fosnes, F	9.0
2003	Brian Thornton, F	5.7	1974	Jan van Breda Kolff, G	9.7
2002	Matt Freije, F	5.1	1973	Steve Turner, C	7.8
2001	Anthony Williams, F	7.9	1972	Ray Maddux, C	10.7
2000	Anthony Williams, F	6.4	1971	Thorpe Weber, F	9.7
1999	Dan Langhi, F	7.3	1970	Perry Wallace, F	13.5
1998	Billy Di Spaltro, F	5.7	1969	Perry Wallace, F	10.5
1997	Billy Di Spaltro, F	6.3	1968	Perry Wallace, F	10.4
1996	Malik Evans, F	6.5	1967	Bob Warren, F	8.4
1995	Bryan Milburn, F	6.3	1966	Clyde Lee, C	15.8
1994	Chris Lawson, C	6.8	1965	Clyde Lee, C	15.0
1993	Bruce Elder, F	6.1	1964	Clyde Lee, C	15.6
1992	Dan Hall, F	5.9	1963	Bob Grace, C	13.4
1991	Bruce Elder, F	5.9	1962	Ron Griffiths, C	10.3
1990	Eric Reid, F	5.8	1961	Bill Depp, C	12.9
1989	Frank Kornet, C-F	7.1	1960	Ben Rowan, F	11.3
1988	Will Perdue, C	10.1	1959	Ben Rowan, F	10.7
1987	Will Perdue, C	8.7	1958	Don Hinton, F-C	8.9
1986	Brett Burrow, C	5.8	1957	Hobby Gibbs, F	12.5
1985	Brett Burrow, C	8.0	1956	Charley Harrison, C	14.3
1984	Jeff Turner, F-C	7.3	1955	Charley Harrison, C	12.9
1983	Ted Young, C-F	6.7	1954	Dan Finch, F	11.3
1982	Willie Jones, C-F	6.4	1953	Dan Finch	13.7
1981	Charles Davis, F	5.8	1952	Dave Kardokus	8.4

Per Game In a Season

Player, Season	G	Reb	RPG
1. Clyde Lee, 1965-66	26	412	15.8
2. Clyde Lee, 1963-64	25	391	15.6
3. Clyde Lee, 1964-65	28	420	15.0
4. Charley Harrison, 1955-56	22	315	14.3
5. Dan Finch, 1952-53	18	247	13.7
6. Perry Wallace, 1969-70	26	350	13.5
7. Bob "Snake" Grace, 1962-63	23	308	13.4
t8. Charley Harrison, 1954-55	22	284	12.9
t8. Bill Depp, 1960-61	24	309	12.9
10. Jo Gibbs, 1956-57	22	274	12.5

REBOUNDING AVERAGE LEADERS BY CLASS

FRESHMEN				SOPHOMORES				JUNIORS				SENIORS			
RPG	Player	Year		RPG	Player	Year		RPG	Player	Year		RPG	Player	Year	
1. 9.6	Jimmy Cummings	1953		1. 15.6	Clyde Lee	1964		1. 15.0	Clyde Lee	1965		1. 15.8	Clyde Lee	1966	
2. 9.1	Bobby Thym	1954		2. 13.4	Bob Grace	1963		2. 13.7	Dan Finch	1953		2. 14.3	Charley Harrison	1956	
3. 7.0	Charles Davis	1977		3. 10.4	Perry Wallace	1968		3. 12.9	Charley Harrison	1955		3. 13.5	Perry Wallace	1970	
4. 6.7	A.J. Ogilvy	2008		4. 10.3	Bobby Thym	1955		4. 12.0	Jo Gibbs	1956		4. 12.9	Bill Depp	1961	
5. 6.2	Jeffery Taylor	2009		5. 9.9	George Nordhaus	1953		5. 10.8	Bob Grace	1964		5. 12.5	Hobby Gibbs	1957	
6. 5.9	Ted Young	1980		6. 9.0	Bill Depp	1959		t6. 10.7	Ray Maddux	1972		6. 11.4	Dave Kardokus	1952	
7. 5.3	Greg Fuller	1977		7. 8.9	Bill Feix	1952		t6. 10.7	Ben Rowan	1959		t7. 11.3	Ben Rowan	1960	
8. 4.6	Brian Thornton	2002		8. 8.8	Jack Pirrie	1958		t8. 10.5	Perry Wallace	1969		t7. 11.3	Dan Finch	1954	
t9. 4.4	Matt Freije	2001		9. 8.5	Don Hinton	1957		t8. 10.5	Bobby Thym	1956		9. 10.6	Larry Banks	1961	
t9. 4.4	John Sneed	1975		10. 8.2	Thorpe Weber	1969		10. 10.3	Ron Griffiths	1962		10. 10.1	Will Perdue	1988	

ASSIST MARKS



ASSISTS

In a Career (Kept since 1968-69)

Player, Years	G	A	APG
1. Atiba Prater, 1996-00	115	517	4.50
2. Frank Seckar, 1993-96	126	455	3.61
3. Kevin Anglin, 1990-93	129	435	3.37
4. Jan van Breda Kolff, 1972-74	80	430	5.38
5. Derrick Wilcox, 1987-90	128	423	3.30
6. Drew Maddux, 1994-98	123	394	3.20
7. Russell Lakey, 2000-04	111	369	3.32
8. Al McKinney, 1981-84	116	351	3.03
9. Alex Gordon, 2005-08	132	335	2.54
10. Mario Moore, 2003-06	120	331	2.76

Per Game In a Career (Kept since 1968-69, min. 50 games)

Player, Years	G	A	APG
1. Jan van Breda Kolff, 1972-74	80	430	5.38
2. Atiba Prater, 1996-00	115	517	4.50
3. Billy McCaffrey, 1993-94	66	257	3.89
4. Frank Seckar, 1993-96	126	455	3.61
5. Dicky Keffer, 1975-77	79	276	3.53
6. Kevin Anglin, 1990-93	129	435	3.37
7. Russell Lakey, 2000-04	111	369	3.32
8. Derrick Byars, 2006-07	64	212	3.31
9. Derrick Wilcox, 1987-90	128	423	3.30
10. Jermaine Beal, 2006-	99	318	3.21

In a Season (Since 1968-69, min. 15 games)

Player, Season	G	A	APG
1. Atiba Prater, 1999-00	30	180	6.0
2. Frank Seckar, 1995-96	32	176	5.5
3. Derrick Wilcox, 1988-89	33	173	5.2
4. Jermaine Beal, 2007-08	34	158	4.5
5. Derrick Wilcox, 1989-90	35	158	4.5
6. Atiba Prater, 1997-98	30	152	5.1
7. Jan van Breda Kolff, 1972-73	26	147	5.7
8. Jan van Breda Kolff, 1971-72	26	142	5.5
9. Jan van Breda Kolff, 1973-74	28	141	5.0
10. Drew Maddux, 1997-98	33	134	4.1

ANNUAL ASSISTS LEADERS

Year	Player	Ast.	Year	Player	Ast.
2009	Jermaine Beal, G	3.2	1989	Derrick Wilcox, G	5.2
2008	Jermaine Beal, G	4.6	1988	Barry Goheen, G	2.9
2007	Derrick Byars, G/F	3.4	1987	Barry Booker, G	2.7
2006	Derrick Byars, G/F	3.2	1986	Darrell Dulaney, G	3.4
2005	Mario Moore, G	3.7	1985	Darrell Dulaney, G	3.6
2004	Russell Lakey, G	3.9	1984	Al McKinney, G	3.2
2003	Russell Lakey, G	3.4	1983	Al McKinney, G	3.4
2002	Brendan Plavich, G	3.2	1982	Al McKinney, G	3.2
2001	Russell Lakey, G	3.1	1981	Jimmy Gray, G	3.9
2000	Atiba Prater, G	6.0	1980	Tommy Springer, G	3.3
1999	Atiba Prater, G	3.4	1979	Tommy Springer, G	4.3
1998	Atiba Prater, G	4.1	1978	Mark Elliott, G	3.2
1997	Drew Maddux, G	3.7	1977	Mark Elliott, G	3.4
1996	Frank Seckar, G	5.5	1976	Dicky Keffer, G	4.0
1995	Frank Seckar, G	4.1	1975	Dicky Keffer, G	3.8
1994	Billy McCaffrey, G	4.2	1974	Jan van Breda Kolff, G/F	5.0
1993	Billy McCaffrey, G	3.6	1973	Jan van Breda Kolff, G/F	5.7
1992	Kevin Anglin, G	3.8	1972	Jan van Breda Kolff, G/F	5.5
1991	Kevin Anglin, G	4.1	1971	Rudy Thacker, G	3.1
1990	Derrick Wilcox, G	4.5	1970	Tom Arnholt, G	3.0

Per Game In a Season (Since 1968-69, min. 20 games)

Player, Season	G	A	APG
1. Atiba Prater, 1999-00	30	180	6.0
2. Jan van Breda Kolff, 1972-73	26	147	5.7
3. Frank Seckar, 1995-96	32	175	5.5
4. Jan van Breda Kolff, 1971-72	26	142	5.5
5. Derrick Wilcox, 1988-89	33	173	5.2
6. Atiba Prater, 1997-98	30	152	5.1
7. Jan van Breda Kolff, 1973-74	28	141	5.0
8. Jermaine Beal, 2007-08	34	158	4.6
9. Derrick Wilcox, 1989-90	35	158	4.5
10. Tommy Springer, 1978-79	27	117	4.3

ASSISTS LEADERS BY CLASS

FRESHMEN

APL	Player	Year
1. 103	Atiba Prater	1997
2. 99	Dicky Keffer	1975
3. 95	Keegan Bell	2008
4. 94	Russell Lakey	2001
5. 89	Mark Elliott	1977
6. 88	Kevin Anglin	1990
7. 86	Brad Tinsley	2009
8. 78	Deandre Moore	1999
9. 70	Al McKinney	1981
10. 67	Al Miller	1981

SOPHOMORES

A	Player	Year
1. 158	Jermaine Beal	2008
2. 155	Atiba Prater	1998
3. 142	J. van Breda Kolff	1972
4. 124	Kevin Anglin	1991
5. 110	Frank Seckar	1994
6. 109	Dicky Keffer	1976
7. 102	Brendan Plavich	2002
8. 95	Bruce Elder	1991
8. 95	Mario Moore	2004
10. 91	Barry Booker	1987
10. 91	Joe Ford	1974

JUNIORS

A	Player	Year
1. 173	Derrick Wilcox	1989
2. 147	J. van Breda Kolff	1973
3. 126	Mario Moore	2005
4. 124	Billy McCaffrey	1993
5. 117	Tommy Springer	1979
6. 116	Drew Maddux	1996
7. 114	Frank Seckar	1995
7. 114	Kevin Anglin	1992
9. 113	Alex Gordon	2007
10. 111	Al McKinney	1983

SENIORS

A	Player	Year
1. 180	Atiba Prater	2000
2. 176	Frank Seckar	1996
3. 158	Derrick Wilcox	1990
4. 141	J. van Breda Kolff	1974
5. 134	Drew Maddux	1998
6. 133	Billy McCaffrey	1994
7. 130	Barry Goheen	1989
8. 128	Russell Lakey	2004
9. 118	Barry Booker	1989
10. 116	Derrick Byars	2007



STEALS AND BLOCK MARKS

STEALS

In a Career (Since 1979-80, min. 50 games)

Player, Years	G	S	SPG
t1. Drew Maddux, 1994-98	123	214	1.74
t1. Frank Seckar, 1993-96	126	214	1.70
3. Atiba Prater, 1996-00	115	211	1.83
4. James Strong, 1996-00	120	209	1.74
5. Kevin Anglin, 1990-93	129	192	1.49
6. Russell Lakey, 2000-04	111	169	1.52
7. Ronnie McMahan, 1992-95	124	157	1.27
8. Jason Holwerda, 2002-05	128	138	1.08
9. Russell Lakey, 2000-04	78	123	1.58
10. Mario Moore, 2003-06	120	121	1.01

Per Game In a Career (Since 1979-80, min. 50 games)

Player, Years	G	S	SPG
1. Atiba Prater, 1996-00	115	211	1.83
t2. Drew Maddux, 1995-98	123	214	1.74
t2. James Strong, 1996-00	120	209	1.74
4. Frank Seckar, 1993-96	126	214	1.70
5. Russell Lakey, 2000-04	111	169	1.52
6. Kevin Anglin, 1990-93	129	192	1.49
7. Pax Whitehead, 1995-97	83	113	1.36
8. Ronnie McMahan, 1992-95	124	157	1.27

In a Season (Since 1979-80)

Player, Season	G	S	SPG
1. James Strong, 1998-99	29	77	2.65
2. Frank Seckar, 1994-95	28	73	2.61
t3. Drew Maddux, 1996-97	31	68	2.19
t3. Drew Maddux, 1997-98	33	68	2.06
5. Kevin Anglin, 1992-93	34	67	1.97
6. Pax Whitehead, 1996-97	31	66	2.12
7. Atiba Prater, 1997-98	30	64	2.13
8. Frank Seckar, 1995-96	32	63	1.96
9. Atiba Prater, 1999-00	30	56	1.87
10. Russell Lakey, 2000-01	30	54	1.80

Per Game In a Season (Since 1979-80, min. 20 games)

Player, Season	G	S	SPG
1. James Strong, 1998-99	29	77	2.65
2. Frank Seckar, 1994-95	28	73	2.61
3. Drew Maddux, 1996-97	31	68	2.19
4. Atiba Prater, 1997-98	30	64	2.13
5. Pax Whitehead, 1996-97	31	66	2.12
6. Drew Maddux, 1997-98	33	68	2.06
7. Kevin Anglin, 1992-93	34	67	1.97
8. Frank Seckar, 1995-96	32	63	1.96
9. Atiba Prater, 1999-00	30	56	1.87
10. James Strong, 1999-00	28	52	1.86

ANNUAL STEALS LEADERS

Year	Player	Steals	Year	Player	Steals
2009	Jermaine Beal, G	35	1994	Ronnie McMahan, G	51
2008	Shan Foster, G/F	36	1993	Kevin Anglin, F	67
2007	Derrick Byars, G/F	48	1992	Kevin Anglin, G/F	49
2006	DeMarre Carroll, F	37	1991	Bruce Elder, F	46
2005	Jason Holwerda	47	1990	Derrick Wilcox, G	37
2004	Russell Lakey, G	46	1989	Barry Booker, G	50
	Mario Moore, G	46	1988	Barry Goheen, G	34
2003	Russell Lakey, G	52	1987	Barry Booker, G	36
2002	Brendan Plavich, G	47	1986	Darrell Dulaney, G	44
2001	Russell Lakey, G	54	1985	Phil Cox, G	41
2000	Atiba Prater, G	56	1984	Al McKinney, G	35
1999	James Strong, G	77	1983	Al McKinney, G	48
1998	Drew Maddux, G	68	1982	Al McKinney, G	31
1997	Drew Maddux, G	68	1981	Al McKinney, G	28
1996	Frank Seckar, G	63	1980	Tommy Springer, G	42
1995	Frank Seckar, G	73			

BLOCKED SHOTS

In a Career (Since 1979-80, min. 50 games)

Player, Years	G	BS	BPG
1. Will Perdue, 1984, 86-88	104	157	1.51
2. Julian Terrell, 2003-06	124	116	0.94
3. Chris Woods, 1992-95	121	108	0.89
4. A.J. Ogilvy, 2007-	63	97	1.54
5. Dawid Przybyszewski, 2002-05	128	75	0.59
t6. Ted Skuchas, 2004-07	127	72	0.57
t6. Dan Hall, 1990, 92-94	123	70	0.57
8. Austin Bates, 1994-98	111	61	0.55
9. Malik Evans, 1992, 1994-96	108	60	0.56
t10. Bruce Elder, 1991-93	93	56	0.60
t10. Billy Di Spaltro, 1995-98	106	56	0.53

Per Game In a Career (Since 1979-80, min. 50 games)

Player, Years	G	BS	BPG
1. A.J. Ogilvy, 2007-	63	97	1.54
2. Will Perdue, 1984, 86-88	104	157	1.51
3. Julian Terrell, 2003-06	124	116	0.94
4. Chris Woods, 1992-95	121	108	0.89
5. Brian Thornton, 2001-03	61	44	0.72
6. Bruce Elder, 1991-93	93	56	0.60
7. Dawid Przybyszewski, 2002-05	128	75	0.59
t8. Dan Hall, 1990, 92-94	123	70	0.57
t8. Matt Freije, 2000-Present	88	50	0.57
t8. Willie Jones, 1980-82	82	47	0.57
t8. Ted Skuchas, 2004-07	127	72	0.57

In a Season (Since 1979-80)

Player, Season	G	BS	BPG
1. Will Perdue, 1987-88	31	74	2.39
2. Will Perdue, 1986-87	34	72	2.12
3. Chris Woods, 1994-95	28	50	1.79
4. A.J. Ogilvy, 2007-08	34	49	1.44
5. A.J. Ogilvy, 2008-09	29	48	1.65
t6. Julian Terrell, 2004-05	33	36	1.09
t6. Julian Terrell, 2005-06	30	36	1.20
8. Austin Bates, 1997-98	33	30	0.91
t9. Darius Coulibaly, 1999-00	30	29	0.97
t9. Dawid Przybyszewski, 2003-04	33	29	0.88

Per Game In a Season (Since 1979-80)

Player, Season	G	BS	BPG
1. Will Perdue, 1987-88	31	74	2.39
2. Will Perdue, 1986-87	34	72	2.12
3. Chris Woods, 1994-95	28	50	1.79
4. A.J. Ogilvy, 2008-09	29	48	1.65
5. A.J. Ogilvy, 2007-08	34	49	1.44
6. Julian Terrell, 2005-06	30	36	1.20
7. Malik Evans, 1995-96	26	28	1.10
8. Julian Terrell, 2004-05	33	36	1.09
9. Matt Freije, 2000-01	27	28	1.04
10. Darius Coulibaly, 1999-00	30	29	0.97

ANNUAL BLOCKS LEADERS

Year	Player	Blocks	Year	Player	Blocks
2009	A.J. Ogilvy, C	48	1994	Dan Hall, F	27
2008	A.J. Ogilvy, C	49	1993	Bruce Elder, F	19
2007	Ted Skuchas, C	28	1992	Bruce Elder, F	26
2006	Julian Terrell, F	36	1991	Steve Grant, F	20
2005	Julian Terrell, F	36	1990	Steve Grant, F	14
2004	D. Przybyszewski, F/C	29	1989	Eric Reid, F	12
2003	Brian Thornton, F	24	1988	Will Perdue, C	74
2002	Brian Thornton, F	20	1987	Will Perdue, C	72
2001	Matt Freije, F	28	1986	Will Perdue, C	13
2000	Darius Coulibaly, C	29	1985	Brett Burrow, C	10
1999	Greg LaPointe, C	16	1984	Bobby Westbrook, F	14
1998	Austin Bates, C	30	1983	James Williams, F	22
1997	Austin Bates, C	18	1982	Willie Jones, F-C	25
1996	Malik Evans, F	28	1981	Willie Jones, F-C	11
1995	Chris Woods, C	50	1980	Willie Jones, F-C	11

MISCELLANEOUS MARKS



INDIVIDUAL SINGLE-GAME HIGHS

Points Scored	44	Tom Hagan at Mississippi State (3/8/69)
FG Attempts	34	Tom Hagan at Mississippi State (3/8/69)
	34	Bo Wyenandt vs. Alabama (2/20/69)
FG Made	21	Tom Hagan at Mississippi State (3/8/69)
FG Pct.	917	Mike Rhodes at Alabama (1/21/78) (11-of-12, min. 10)
3pt FG Attempts	17	Scott Draud vs. LSU (2/2/91)
3pt FG Made	9	Scott Draud vs. LSU (2/18/90) Mario Moore vs. Wichita State (3/21/05) Shan Foster vs. Mississippi State (3/5/08)
3pt FG Pct. (min. 5)	1.000	Barry Booker (6-of-6) vs. Lehigh (11/30/87)
	1.000	Kevin Anglin (6-of-6) vs N. Hampshire (12/29/91)
	1.000	Dawid Przybyszewski (6-of-6) vs. UTPA (2/7/05)
FT Attempts	19	Al Rochelle vs. Georgia Tech (1/9/56)
	19	Clyde Lee vs. Kentucky (1/5/65)
FT Made	18	Matt Freije vs. Indiana (11/24/03)
FT Pct. (min. 11)	1.000	Matt Freije (18-of-18) vs. Indiana (11/24/03)
	1.000	Phil Cox (17-of-17) vs. MTSU (12/3/84)
	1.000	Dan Langhi (16-of-16) vs. Tennessee (2/13/99)
	1.000	Al Rochelle (14-of-14) vs. Wash. & Lee (12/6/54)
	1.000	Barry Goheen (13-of-13) vs. Georgia (2/15/89)
	1.000	Matt Freije (11-of-11) vs. N.C. State (3/21/04)
Rebounds	28	Clyde Lee vs. Mississippi (1/10/66)
Assists	14	Billy McCaffrey vs. Kentucky (1/13/93)
Blocked Shots	7	Will Perdue vs. East Carolina (12/28/87)
Steals	8	James Strong vs. Morehead St. (11/24/98) Atiba Prater vs. UT-Martin (11/26/97) Frank Seckar vs. Tenn. Tech (11/30/94)

TEAM SINGLE-GAME HIGHS

Points Scored	130	vs. Mississippi (12/22/70)
FG Attempts	120	vs. Lipscomb (12/8/52)
FG Made	52	vs. Mississippi (12/22/70)
FG Pct.	696	vs. Wofford (39-of-56) (11/27/95)
FT Attempts	59	vs. Yale (1/1/53)
FT Made	40	vs. Texas (12/20/54)
	40	at Kentucky (1/19/80)
	40	vs. Mississippi State (1/26/80)
	40	vs. Kentucky (2/20/91)
FT Pct.	1.000	vs. Florida (23-of-23) (1/30/88)
	972	vs. Mississippi State (2/26/86) (35-of-36) NCAA min. is 35 made
3pt FG Attempts	38	vs. Mississippi State (3/5/08)
3pt FG Made	18	at Tennessee (1/18/05)
3pt FG Pct.	750	at Georgia (9-of-12) (2/27/91)
Rebounds	90	vs. Sewanee (12/4/54)
Assists	31	at Tennessee (1/18/05)
Blocked Shots	11	at Arizona State (12/29/94)
Steals	20	vs. Tennessee Tech (11/30/94)
VU Fouls	36	at Kentucky (1/19/80)
Both Team Fouls	69	Vanderbilt (36) at Kentucky (33) (1/19/80)

MISCELLANEOUS RECORDS

Consecutive Free Throws Made

Game	18	Matt Freije vs. Indiana (11/24/03)
Season	43	Phil Cox, 1982-83
Consecutive Seasons	47	Phil Cox, 1981-82 and 1982-83

Games Played

Career	132	by Shan Foster & Alex Gordon, 2005-08
Season	35	Kevin Anglin, Scott Draud, Steve Grant Todd Miholland, Derrick Wilcox, 1989-90

100-POINT GAMES

75 Games in Reverse Chronological Order

Date	Score (*Home, #Neutral)
Nov. 19, 2006	Vanderbilt 102, UPR-Mayaguez 59#
Nov. 5, 2006	Vanderbilt 104, East Tennessee State 62*
Nov. 23, 2001	Vanderbilt 100, Hampton 85#
Mar. 1, 2000	Vanderbilt 101, Georgia 89*
Dec. 18, 1999	Vanderbilt 101, Western Kentucky 77*
Dec. 30, 1998	Vanderbilt 113, Alabama A&M 71*
Nov. 18, 1997	Vanderbilt 102, Furman 55*
Feb. 17, 1996	Vanderbilt 107, South Carolina 97*
Dec. 1, 1993	Vanderbilt 102, UT-Martin 66*
Jan. 20, 1993	Vanderbilt 102, Arkansas 89*
Jan. 13, 1993	Vanderbilt 101, Kentucky 86*
Dec. 19, 1992	Vanderbilt 116, Austin Peay 71
Dec. 19, 1991	Vanderbilt 100, N. Hampshire 67*
Jan. 8, 1991	Vanderbilt 108, Tennessee 68*
Nov. 26, 1990	Vanderbilt 103, UNC-Asheville 66*
Feb. 18, 1990	Vanderbilt 108, LSU 121*
Dec. 23, 1989	Vanderbilt 100, Sanford 76*
Feb. 18, 1989	Vanderbilt 108, LSU 74*
Nov. 30, 1987	Vanderbilt 102, Lehigh 91*
Mar. 16, 1987	Vanderbilt 109, Florida State 92*
Dec. 10, 1983	Vanderbilt 105, Eastern Kentucky 63*
Dec. 14, 1981	Vanderbilt 116, North Alabama 88*
Dec. 23, 1980	Vanderbilt 111, Memphis 96*
Dec. 20, 1980	Vanderbilt 111, North Alabama 79*
Jan. 21, 1980	Vanderbilt 105, Florida 85*
Dec. 6, 1979	Vanderbilt 106, Mississippi State 110*
Dec. 4, 1979	Vanderbilt 110, Texas Wesleyan 85*
Dec. 28, 1977	Vanderbilt 101, Richmond 68*
Dec. 23, 1976	Vanderbilt 106, Tennessee Tech 71*
Jan. 31, 1976	Vanderbilt 103, LSU 90*
Dec. 6, 1975	Vanderbilt 106, Holy Cross 91*
Nov. 29, 1975	Vanderbilt 105, Iowa State 80
Mar. 8, 1975	Vanderbilt 102, Florida 83*
Jan. 13, 1975	Vanderbilt 102, Georgia 80*
Dec. 21, 1974	Jacksonville 107, Vanderbilt 104#
Dec. 9, 1972	Vanderbilt 103, Western Kentucky 88*
Mar. 9, 1972	Mississippi State 82, Vanderbilt 104*
Feb. 21, 1972	Vanderbilt 111, Alabama 91*
Feb. 19, 1972	Vanderbilt 104, LSU 83*
Jan. 18, 1972	Vanderbilt 101, Cornell 80
Jan. 10, 1972	Vanderbilt 104, Florida 87
Dec. 30, 1971	Vanderbilt 105, Rice 87*
Jan. 23, 1971	Vanderbilt 107, Auburn 86*
Dec. 22, 1970	Vanderbilt 130, Mississippi 112*
Feb. 16, 1970	Vanderbilt 101, Alabama 79*
Dec. 27, 1969	Vanderbilt 124, Portland 73*
Dec. 8, 1969	Vanderbilt 104, SMU 99
Mar. 8, 1969	Vanderbilt 120, Mississippi State 83
Mar. 1, 1969	Vanderbilt 101, Kentucky 99*
Dec. 14, 1968	Vanderbilt 108, Mississippi State 87*
Mar. 4, 1968	Vanderbilt 115, LSU 86
Mar. 4, 1967	Vanderbilt 110, Kentucky 94*
Feb. 20, 1967	Vanderbilt 117, Alabama 80*
Dec. 21, 1966	Vanderbilt 116, Northwestern 92*
Dec. 17, 1966	Vanderbilt 100, LaSalle 95*
Dec. 5, 1966	Vanderbilt 101, SW Louisiana 68*
Feb. 26, 1966	Vanderbilt 102, LSU 84
Feb. 21, 1966	Vanderbilt 117, Georgia 97*
Jan. 10, 1966	Vanderbilt 106, Mississippi 58*
Dec. 28, 1965	Vanderbilt 113, Syracuse 98#
Dec. 13, 1965	Vanderbilt 102, Wake Forest 82*
Mar. 8, 1965	Vanderbilt 106, LSU 69*
Jan. 30, 1965	Vanderbilt 105, Auburn 77*
Feb. 29, 1964	Vanderbilt 103, Georgia Tech 89*
Feb. 3, 1964	Vanderbilt 111, Alabama 73
Dec. 28, 1963	Vanderbilt 106, South Carolina 78*
Dec. 18, 1963	Vanderbilt 113, TCU 56*
Dec. 14, 1963	Vanderbilt 101, Arkansas 77*
Jan. 13, 1962	Vanderbilt 100, Mississippi State 86*
Dec. 9, 1957	Vanderbilt 105, VMI 74*
Dec. 29, 1956	Vanderbilt 107, Arizona 76*
Feb. 11, 1956	Vanderbilt 107, LSU 68*
Feb. 26, 1955	Vanderbilt 100, Florida 72*
Dec. 6, 1954	Vanderbilt 104, Washington & Lee 88*

COMMODORES®



MISCELLANEOUS MARKS

CHRONOLOGICAL LIST OF OVERTIME GAMES

Date	Opponent	Score/OTs	Date	Opponent	Score/OTs	Date	Opponent	Score/OTs
Mar. 8, 2008	Alabama	L, 73-78	Jan. 22, 1983	Kentucky*	L, 77-82	Jan. 3, 1956	William & Mary*	W, 89-80 (2ot)
Mar. 5, 2008	Mississippi State*	W, 86-85	Dec. 13, 1982	Illinois	L, 77-79 (2ot)	Feb. 29, 1952	Florida	L, 63-66
Jan. 12, 2008	Kentucky	L, 73-79 (2ot)	Mar. 3, 1982	Florida (S)	W, 47-46 (2ot)	Dec. 9, 1950	Lipscomb*	W, 71-69
Dec. 12, 2007	DePaul	W, 91-85	Feb. 17, 1982	Mississippi	L, 48-51 (4ot)	Dec. 1, 1949	New York Univ.	W, 75-59
Nov. 29, 2007	South Alabama*	W, 91-88 (2ot)	Jan. 16, 1982	Tennessee	L, 69-71	1941-42	Alabama*	L, 33-37
Mar. 17, 2007	Wash. St. # (N)	W, 78-74 (2ot)	Nov. 28, 1981	Duke	W, 76-75 (2ot)	1936-37	Chattanooga	L, 29-30
Feb. 28, 2007	South Carolina	W, 99-90	Dec. 9, 1980	Duke*	L, 69-72	1934-35	Tennessee	L, 37-39
Dec. 21, 2006	Appalachian St. #	L, 79-87	Dec. 20, 1979	Texas Tech*	L, 86-89	1934-35	Indiana	L, 30-39
Dec. 2, 2006	Toledo*	W, 98-93	Feb. 10, 1979	Mississippi State*	W, 70-68	1934-35	Georgia Tech	W, 33-32
Feb. 8, 2006	Alabama	L, 74-77	Jan. 29, 1979	Florida*	L, 87-90	1932-33	Tennessee*	W, 37-32
Jan. 18, 2006	South Carolina*	L, 64-66	Jan. 15, 1979	Alabama	W, 75-73	1932-33	South Carolina	W, 31-29 (2ot)
Mar. 12, 2004	Mississippi State # (S)	W, 74-70	Feb. 18, 1978	Alabama*	W, 71-69	1930-31	North Carolina	L, 21-23
Feb. 22, 2003	Florida*	L, 74-77	Feb. 6, 1978	Florida*	W, 59-57 (2ot)	1930-31	Duke	L, 44-48
Jan. 22, 2000	Kentucky*	L, 73-81	Dec. 8, 1977	The Citadel	W, 53-50	1929-30	Tennessee	L, 33-38
Feb. 27, 1999	Florida*	W, 71-70	Feb. 14, 1977	Auburn*	L, 71-76	1929-30	Clemson	L, 42-48 (2ot)
Feb. 21, 1999	Alabama*	W, 81-75	Jan. 22, 1977	Mississippi*	W, 77-72	1928-29	Mississippi*	L, 46-48
Nov. 28, 1998	Ohio State*	W, 92-86	Dec. 1, 1976	Louisville*	L, 76-81	1926-27	Evansville	W, 46-44
Feb. 8, 1997	Arkansas*	W, 87-83	Mar. 8, 1976	Alabama*	L, 77-84	1925-26	Tennessee	L, 32-38
Jan. 17, 1996	South Carolina	L, 83-87	Feb. 7, 1976	Georgia	W, 71-69 (2ot)	1923-24	Alabama*	L, 25-26
Feb. 18, 1995	South Carolina	W, 91-83	Jan. 26, 1976	Florida	W, 85-81	1918-19	Nashville YMCA*	W, 34-27
Feb. 11, 1995	Arkansas*	L, 94-97	Jan. 10, 1976	Georgia*	W, 95-85			
Feb. 1, 1995	MTSU	L, 90-93	Feb. 1, 1975	Florida	L, 90-101			
Jan. 4, 1995	Alabama*	W, 75-74	Dec. 21, 1974	Jacksonville #	L, 104-107 (2ot)			
Dec. 21, 1994	Austin Peay*	W, 81-78	Dec. 13, 1973	Samford*	W, 69-65			
Feb. 23, 1994	Mississippi	L, 72-77	Feb. 5, 1972	Kentucky*	L, 80-85			
Dec. 18, 1993	Georgia Tech #	L, 77-86	Jan. 4, 1971	Florida	L, 82-84 (3ot)			
Dec. 8, 1993	Wake Forest*	W, 91-83 (2ot)	Dec. 12, 1967	Davidson*	W, 81-79			
Mar. 2, 1993	Tennessee*	W, 90-82	Dec. 2, 1967	SMU*	W, 88-84			
Feb. 24, 1993	Georgia	W, 87-83	Feb. 6, 1967	Georgia	W, 51-41 (2ot)			
Jan. 29, 1992	Memphis State*	L, 70-72	Jan. 14, 1967	Mississippi	W, 78-70 (2ot)			
Dec. 11, 1990	Georgia*	W, 75-74	Jan. 5, 1967	Kentucky	W, 91-89			
Mar. 15, 1990	Louisiana Tech*	W, 98-90	Jan. 2, 1967	Alabama	W, 84-81			
Mar. 9, 1990	Georgia	W, 78-74	Feb. 12, 1964	Georgia Tech	L, 71-75			
Feb. 25, 1989	Florida	L, 80-83	Dec. 11, 1963	Duke	W, 97-92			
Jan. 25, 1989	Florida*	L, 78-81	Dec. 11, 1961	Alabama*	W, 65-63			
Jan. 11, 1989	Mississippi	W, 72-65	Feb. 20, 1960	Florida	L, 75-81			
Mar. 20, 1988	Pittsburgh# (N)	W, 80-74	Feb. 8, 1960	Tulane*	W, 68-64			
Feb. 4, 1987	Tennessee	L, 69-79	Jan. 16, 1960	Georgia Tech	L, 66-74			
Dec. 28, 1986	South Carolina	L, 91-96 (2ot)	Feb. 9, 1959	Tulane	W, 64-62			
Jan. 30, 1984	Georgia*	W, 81-74	Jan. 10, 1959	Mississippi	W, 79-74			
Nov. 30, 1983	Iowa State	L, 72-73	Dec. 8, 1958	Missouri	L, 72-78			

* - Home game; # - Neutral site; (N) - NCAA

Tournament

(S) - SEC Tournament

VANDERBILT OVERTIME FACTS

Overall Overtime Record: 57-50

Home Record: 28-17

Memorial Gym Record: 25-13

Neutral: 4-3

Away: 25-30

Single Overtime Record: 46-45

Double Overtime Record: 11-5

Triple Overtime Record: 0-1

Quadruple Overtime Record: 0-1

Most Frequent Opponent: Florida, 12 time (last: 2/22/03)

Most Overtime Games in a Season: 5 (1994-95, 2007-08)

Under Kevin Stallings: 7-7

MARGINS OF VICTORY & DEFEAT

Largest Margin of Victory

Rk	Margin	Score	Date
1.	+ 71	Vanderbilt 95, Union (Tenn.) 24	1911-12
2.	+ 57	Vanderbilt 113, TCU 56	Dec. 18, 1963
t3.	+ 51	Vanderbilt 92, Army 41	Nov. 14, 1998
t3.	+ 51	Vanderbilt 124, Portland 73	Dec. 27, 1969
5.	+ 50	Vanderbilt 98, Southwestern 48	Dec. 16, 1957
t6.	+ 48	Vanderbilt 85, Nicholls State 37	Dec. 15, 1996
t6.	+ 48	Vanderbilt 106, Ole Miss 58	Jan. 10, 1966
t6.	+ 48	Vanderbilt 96, Auburn 48	Dec. 30, 1953
9.	+ 47	Vanderbilt 102, Furman 55	Nov. 18, 1997
t10.	+ 45	Vanderbilt 95, Air Force 50	Dec. 28, 1992
t10.	+ 45	Vanderbilt 116, Austin Peay 71	Dec. 19, 1992
t10.	+ 45	Vanderbilt 96, Auburn 51	Jan. 19, 1974
t10.	+ 45	Vanderbilt 90, Mississippi State 45	Feb. 14, 1949

Largest Margin of Defeat

Rk	Margin	Score	Date
1.	- 69	Kentucky 98, Vanderbilt 29 [SECT]	Feb. 27, 1947
2.	- 62	Kentucky 106, Vanderbilt 44	March 5, 2003
3.	- 50	Kentucky 80, Vanderbilt 30	Jan. 13, 1947
4.	- 49	Central (Ky.) 70, Vanderbilt 21	1909-10
5.	- 43	Kentucky 84, Vanderbilt 41	Feb. 21, 1947
6.	- 40	Kentucky 113, Vanderbilt 73	Feb. 5, 1977
7.	- 39	Kentucky 120, Vanderbilt 81	Feb. 7, 1996
t8.	- 38	Kentucky 101, Vanderbilt 63	March 2, 1996
t8.	- 38	Ole Miss 68, Vanderbilt 30	1937-38
t10.	- 37	Indiana 88, Vanderbilt 51	Dec. 10, 1991
t10.	- 37	Arkansas 107, Vanderbilt 70	Nov. 14, 1990
t10.	- 37	Kentucky 88, Vanderbilt 51	Jan. 28, 1952
t10.	- 37	Xavier 79, Vanderbilt 42	Dec. 20, 1948

POSTSEASON MARKS



NCAA TOURNAMENT RECORDS

Individual Records

Number of Games	6, Dan Cage
Field Goal Attempts	22, Clyde Lee vs. Michigan (3/13/65)
Field Goals Made	11, Clyde Lee vs. Michigan (3/13/65)
3-Point Field Goal Attempts	13, Barry Booker vs. Kansas (3/25/88)
3-Point Field Goals Made	7, Ronnie McMahan vs. Temple (3/26/93)
Free-Throw Attempts	11, Matt Freije vs. N.C. State (3/21/04)
Free-Throws Made	11, Matt Freije vs. N.C. State (3/21/04)
Rebounds	20, Clyde Lee vs. Michigan (3/13/65)
Assists	8, Barry Goheen vs. Utah State (3/18/88)
Steals	5, Drew Maddux vs. Xavier (3/13/97)
Blocked Shots	3, Jan van Breda Kolff vs. Notre Dame (3/16/74)
Turnovers	5, seven times
Points	31, Matt Freije vs. N.C. State (3/21/04)

Team Records

Number of Games	20 (9-11)
Field Goal Attempts	88 vs. Notre Dame (3/16/74)
Field Goals Made	37 vs. Notre Dame, (3/16/74)
3-Point Field Goal Attempts	27 vs. Georgetown (3/23/07)
3-Point Field Goals Made	27 vs. Washington St. [2 ot] (3/17/07)
3-Point Field Goals Made	12 vs. Temple (3/26/93)
Free-Throw Attempts	31 vs. DePaul (3/12/65)
Free-Throws Made	24 vs. Boise State (3/18/93)
Rebounds	49 vs. Michigan (3/13/65)
Assists	24 vs. Utah State (3/18/88)
Steals	9 vs. Western Michigan (3/19/04)
Steals	9 vs. Siena (3/21/08)
Blocked Shots	5 vs. Western Michigan (3/19/04)
Turnovers	21 vs. Xavier (3/13/97)
VU Fouls	25 vs. Georgetown (3/15/91)
Combined Fouls	42 vs. DePaul (3/12/65)
VU Points	88 vs. Notre Dame (3/16/74)
Combined Points	206 vs. Notre Dame (3/16/74)

NIT RECORDS

Individual Records

Number of Games	8, Malik Evans; Eric Reid
Field Goal Attempts	21, Mario Moore vs. Wichita State (3/21/05)
Field Goals Made	13, Will Perdue vs. Southern Miss. (3/21/87)
3-Point Field Goal Attempts	16, Mario Moore vs. Wichita State (3/21/05)
3-Point Field Goals Made	9, Mario Moore vs. Wichita State (3/21/05)
Free-Throw Attempts	14, Frank Seckar vs. Villanova (3/30/94)
Free-Throws Made	12, Scott Draud vs. New Orleans (3/21/90)
Rebounds	14, Will Perdue vs. Southern Miss. (3/21/87)
Assists	11, Barry Booker vs. Florida State (3/16/87)
Steals	4, Russell Lakey vs. Louisiana Tech (3/15/02)
Blocked Shots	3, Darius Coulbaly vs. Houston (3/13/02)
Blocked Shots	3, Dan Hall vs. Clemson (3/23/94)
Turnovers	6, Steve Grant vs. Saint Louis (3/20/90)
Turnovers	6, Kevin Anglin vs. Rhode Island (3/19/92)
Points	34, Will Perdue vs. Southern Miss. (3/21/87)

Team Records

Number of Games	28 (18-10)
Field Goal Attempts	77 vs. Wake Forest (3/21/83)
Field Goals Made	35 vs. Wake Forest (3/14/00)
Field Goals Made	35 vs. Southern Miss. (3/21/87)
3-Point Field Goal Attempts	28 vs. Louisiana Tech (3/15/02)
3-Point Field Goals Made	12 vs. Louisiana Tech (3/15/02)
3-Point Field Goals Made	12 vs. Villanova (3/30/94)
Free-Throw Attempts	47 vs. Florida State (3/16/87)
Free-Throws Made	37 vs. Florida State (3/16/87)
Rebounds	47 vs. Florida State (3/16/87)
Assists	22 vs. Clemson (3/23/94)
Assists	22 vs. New Orleans (3/21/94)
Assists	22 vs. Florida State (3/16/87)
Steals	9 vs. South Carolina (3/18/96)
Steals	9 vs. UALR (3/13/96)
Blocked Shots	7 vs. Houston (3/13/02)
Blocked Shots	7 vs. Wake Forest (3/14/00)
Turnovers	19 vs. Saint Louis (3/28/90)
VU Fouls	29 vs. South Carolina (3/18/96)
Combined Fouls	52 vs. Louisiana Tech (3/17/90)
VU Points	109 vs. Florida State (3/16/87)
Combined Points	201 vs. Florida State (3/16/87)

COMBINED POSTSEASON RECORDS

Individual Records

Field Goal Attempts	22, Clyde Lee vs. Michigan, 3/13/65 (N)
Field Goals Made	13, Will Perdue vs. Southern Miss., 3/21/87 (I)
3-Point Field Goal Attempts	16, Mario Moore vs. Wichita State, 3/21/05 (I)
3-Point Field Goals Made	9, Mario Moore vs. Wichita State, 3/21/05 (I)
Free Throw Attempts	14, Scott Draud vs. New Orleans, 3/21/90 (I)
Free Throws Made	12, Scott Draud vs. New Orleans, 3/21/90 (I)
Rebounds	20, Clyde Lee vs. Michigan, 3/13/65 (N)
Assists	11, Barry Booker vs. Florida State, 3/16/87 (I)
Turnovers	6, Kevin Anglin vs. Rhode Island, 3/19/92 (I)
Turnovers	6, Steve Grant vs. Saint Louis, 3/20/90 (I)
Blocked Shots	3, Darius Coulbaly vs. Houston, 3/13/02 (I)
Blocked Shots	3, Dan Hall vs. Clemson, 3/23/94 (I)
Blocked Shots	3, Jan van Breda Kolff vs. Notre Dame, 3/16/74 (N)
Steals	5, Drew Maddux vs. Xavier, 3/13/97 (N)
Points	34, Will Perdue vs. Southern Miss., 3/21/87 (I)

Team Records

Field Goal Attempts	88 vs. Notre Dame, 3/16/74 (N)
Field Goals Made	37 vs. Notre Dame, 3/16/74 (N)
3-Point Field Goal Attempts	28 vs. Louisiana Tech, 3/15/02 (I)
3-Point Field Goals Made	12 vs. George Washington, 3/15/07 (N)
3-Point Field Goals Made	12 vs. Louisiana Tech, 3/15/02 (I)
3-Point Field Goals Made	12 vs. Villanova, 3/30/94 (I)
3-Point Field Goals Made	12 vs. Temple, 3/26/93 (N)
Free-Throw Attempts	47 vs. Florida State, 3/16/87 (I)
Free-Throws Made	37 vs. Florida State, 3/16/87 (I)
Rebounds	49 vs. Michigan, 3/13/65 (N)
Assists	24 vs. Utah State, 3/18/88 (N)
Steals	12 vs. Washington State, 3/17/07 (N)
Steals	9 vs. Western Michigan (3/19/04)
Steals	9 vs. South Carolina, 3/18/96 (I)
Steals	9 vs. UALR, 3/13/96 (I)
Steals	9 vs. Siena, 3/21/08 (N)
Blocked Shots	7 vs. Houston, 3/13/02 (I)
Blocked Shots	7 vs. Wake Forest, 3/14/00 (I)
Turnovers	21 vs. Xavier, 3/13/97 (N)
VU Fouls	29 vs. South Carolina, 3/18/96 (I)
Combined Fouls	52 vs. Louisiana Tech, 3/17/90 (I)
VU Points	109 vs. Florida State, 3/16/87 (I)
Combined Points	206 vs. Notre Dame, 3/16/74 (N)

(N) NCAA Tournament; (I) National Invitation Tournament

COMMODORES[®]



MEMORIAL GYM MARKS

INDIVIDUAL RECORDS

Most Points

53..... John Neumann (Ole Miss), vs. Vanderbilt, 12/22/70

Most FG Attempts

49..... John Neumann (Ole Miss), vs. Vanderbilt, 12/22/70

Most FG Made

22..... John Neumann (Ole Miss), vs. Vanderbilt, 12/22/70

22..... Chuckie Williams (Kansas State), vs. Holy Cross, 12/5/75

Highest FG Percentage (min. 10 attempts)

.900..... Brett Burrow (Vanderbilt), vs. Tennessee, 2/16/85

Longest FG

68', 9"..... Roger Breslin (Holy Cross), vs. Vanderbilt, 12/30/91

Most 3FG Attempts

17..... Scott Draud (Vanderbilt), vs. LSU, 2/2/91

Most 3FG Made

9..... Scott Draud (Vanderbilt), vs. LSU, 2/18/90

9..... Mario Moore (Vanderbilt), vs. Wichita State, 3/21/05

9..... Shan Foster (Vanderbilt) vs. Mississippi State, 3/5/08

Highest 3FG Percentage

1.000..... Barry Booker 6-of-6 (VU), vs. Lehigh, 11/30/87

1.000..... Kevin Anglin 6-of-6 (VU), vs. N. Hampshire, 12/29/91

1.000..... Dawid Przybyszewski 6-of-6 (VU), vs. UTPA, 2/7/05

Most FT Attempts

21..... Ed Wiener (Tennessee), vs. Vanderbilt, 12/30/52

21..... John Bagley (Boston College), vs. Vanderbilt, 12/30/80

Most FT Made

18..... Matt Freije (Vanderbilt), vs. Indiana, 11/24/03

Highest FT Percentage (min. 10 attempts)

1.000..... Matt Freije (Vanderbilt), 18-of-18 vs. Indiana, 11/24/03

1.000..... Phil Cox (Vanderbilt), 17-of-17, vs. MTSU, 12/3/84

1.000..... Mario Moore (Vanderbilt), 10-of-10, vs. Arkansas, 2/19/05

Most Rebounds

28..... Clyde Lee (Vanderbilt), vs. Ole Miss, 1/10/66

Most Assists

14..... Atiba Prater (Vanderbilt) vs. Wofford, 12/11/99

14..... Billy McCaffrey (Vanderbilt) vs. Kentucky, 1/13/93

TEAM RECORDS

Most Points

130..... Vanderbilt (vs. Ole Miss), 12/22/70

Fewest Points

31..... Vanderbilt (vs. Mississippi State), 1/30/82

Most Points Combined

242..... Vanderbilt (130) Ole Miss (112), 12/22/70

Fewest Points Combined

64..... Mississippi State (33) Vanderbilt (31), 1/30/82

Largest Margin of Victory

57..... Vanderbilt (113) over TCU (56), 12/18/63

Most FG Made

52..... Vanderbilt (vs. Ole Miss), 12/22/70

Most FG Made Combined

100..... Vanderbilt vs. Ole Miss, 12/22/70

Fewest FG Made

11..... Nicholls State (vs. Vanderbilt), 12/15/96

Fewest FG Made Combined

27..... Vanderbilt vs. Mississippi State, 1/30/82

Most FG Attempts

120..... Vanderbilt (vs. Lipscomb), 12/8/55

Most FG Attempts Combined

198..... Vanderbilt vs. Alabama, 2/23/53

Fewest FG Attempts

19..... Mercer (vs. Vanderbilt), 12/11/76

Fewest FG Attempts Combined

51..... Vanderbilt vs. Mississippi State, 1/30/82

Highest FG Percentage

.763..... Ole Miss (vs. Vanderbilt), 1/5/83

Lowest FG Percentage

.178..... New Mexico A&M (vs. Vanderbilt), 12/29/55

Most 3FG Made

16..... Vanderbilt (vs. South Carolina), 1/8/94

16..... Vanderbilt (vs. Arkansas), 2/11/95

Most 3FG Made Combined

30..... Vanderbilt/Arkansas, 2/11/95 (OT)

Fewest 3FG Made

0..... Georgia (vs. Vanderbilt), 1/20/88

0..... Colgate (vs. Vanderbilt), 12/29/88

Fewest 3FG Made Combined

4..... Vanderbilt vs. Notre Dame, 2/6/87

4..... Vanderbilt vs. Hawaii, 11/27/87

4..... Vanderbilt vs. Georgia, 1/20/88

Most 3FG Attempts

38..... Vanderbilt vs. Mississippi State, 3/5/08 (OT)

Most 3FG Attempts Combined

60..... Vanderbilt vs. Arkansas, 2/11/95 (OT)

60..... Vanderbilt vs. Arkansas, 2/8/97 (OT)

60..... Vanderbilt vs. Belmont, 2/7/01

Fewest 3FG Attempts

2..... Georgia (vs. Vanderbilt), 1/20/88

Fewest 3FG Attempts Combined

12..... Vanderbilt vs. Notre Dame, 2/6/87

Highest 3FG Percentage

.833..... Indiana (vs. Vanderbilt), 12/9/86

Lowest 3FG Percentage

.000..... Georgia (vs. Vanderbilt), 1/20/88

.000..... Colgate (vs. Vanderbilt), 12/29/88

Most FT Made

46..... Kentucky (vs. Vanderbilt), 1/7/63

Most FT Made Combined

72..... Vanderbilt vs. Kentucky, 1/7/63

Most FT Attempts

59..... Vanderbilt (vs. Yale), 1/1/53

Most FT Attempts Combined

96..... Vanderbilt/Florida, 2/26/55

Highest FT Percentage (*NCAA record for minimum 35 made)

1.000..... Vanderbilt 23-of-23 (vs. Florida), 1/30/88

1.000..... Vanderbilt 21-of-21 (vs. Virginia), 12/3/89

1.000..... Vanderbilt 14-of-14 (vs. Georgia), 1/28/78

1.000..... Kentucky 11-of-11 (vs. Vanderbilt), 3/2/74

1.000..... Vanderbilt 11-of-11 (vs. Mississippi State), 3/5/08

.972*..... Vanderbilt 35-of-36 (vs. Mississippi State), 2/26/86

Lowest FT Percentage

.267..... Tennessee Tech 4-of-15 (vs. Vanderbilt), 12/29/80

Most Fouls

36..... Yale (vs. Vanderbilt), 1/1/53

Fewest Fouls

8..... Vanderbilt (vs. Mississippi State), 1/18/56

8..... Vanderbilt (vs. Southern Illinois), 12/7/74

8..... Vanderbilt (vs. Mercer), 12/11/76

8..... Vanderbilt (vs. Tennessee), 2/1/89

Most Fouls Combined

63..... Vanderbilt vs. Memphis, 12/23/80

MEMORIAL GYM MARKS



ANNUAL ATTENDANCE FIGURES

Year	All Games	Attendance	Average	NCAA Rank	SEC Games	SEC Attendance	Average
2008-09	17	225,686	13,276	25	8	112,833	14,104
2007-08	19	254,945	13,418	22	8	113,713	14,214
2006-07	17	204,511	12,030	31	8	109,043	13,630
2005-06	16	195,159	12,197	24	8	108,258	13,532
2004-05 [^]	19	191,678	10,088	43	8	105,357	13,170
2003-04	17	192,301	11,312	33	8	106,990	13,374
2002-03	16	153,123	9,570	46	8	96,906	12,113
2001-02	17	150,325	8,843	50	8	93,873	11,734
2000-01	19	186,468	9,814	45	8	102,055	12,757
1999-00*	18	197,770	10,987	30	8	106,741	13,343
1998-99	16	192,538	12,034	26	8	106,128	13,266
1997-98	16	213,974	13,373	21	8	117,819	14,727
1996-97	16	207,771	12,986	25	8	120,214	15,027
1995-96	18	226,354	12,575	28	8	112,996	14,125
1994-95	13	183,042	14,080	17	8	118,932	14,867
1993-94	16	223,997	14,000	15	8	121,345	15,168
1992-93	14	212,156	15,154	11	8	122,536	15,317
1991-92	17	210,585	12,387	29	8	115,104	14,388
1990-91	16	214,638	13,415	19	9	133,482	14,831
1989-90	19	259,992	13,684	18	9	136,136	15,126
1988-89	15	224,657	14,977	13	9	137,212	15,246
1987-88	16	223,747	13,984	14	9	138,393	15,377
1986-87	17	226,343	13,314	14	9	130,854	14,539
1985-86	15	200,806	13,387	14	9	128,059	14,229
1984-85	16	194,390	12,149	17	9	122,514	13,613
1983-84	18	249,292	13,850	10	9	135,546	15,050
1982-83	17	237,584	13,976	9	9	135,418	15,046
1981-82	14	202,225	14,445	9	9	131,699	14,633
1980-81	15	227,478	15,165	9	9	136,436	15,160
1979-80	15	228,029	15,202	5	9	138,754	15,417
1978-79	14	215,330	15,380	5	9	139,930	15,547
1977-78	14	207,375	14,813	5	9	134,232	14,915
1976-77	15	211,966	14,131	4	9	149,108	16,568
1975-76	13	180,901	13,915	-	9	135,375	15,042
1974-75	12	178,527	14,877	-	9	134,304	14,923
1973-74	12	182,728	15,227	-	9	140,252	15,584
1972-73	12	173,567	14,464	-	9	131,193	14,577
1971-72	12	156,778	13,065	-	9	120,172	13,352
1970-71	12	170,634	14,220	-	9	130,260	14,473
1969-70	12	176,763	14,730	-	9	135,745	14,861
1968-69	12	126,896	10,575	-	9	95,300	10,589
1967-68	12	129,722	10,810	-	9	96,274	10,697
1966-67	12	105,492	8,791	-	9	79,173	8,797
1965-66	12	106,022	8,835	-	9	62,368	8,910
1964-65	12	98,821	8,235	-	9	65,712	8,214
1963-64	12	84,827	7,069	-	6	35,684	5,947
1962-63	12	75,261	6,272	-	6	46,183	6,598
1961-62	13	73,640	5,665	-	8	47,357	5,920
1960-61	13	74,187	5,707	-	7	45,549	6,507
1959-60	14	76,199	5,443	-	8	46,064	5,758

[^] First year capacity increased from 14,168 to 14,316; *First year capacity decreased from 15,311 to 14,168

ANNUAL TEAM RECORDS

Year	Won	Lost	Coach
2008-09	14	3	Kevin Stallings
2007-08	19	0	Kevin Stallings
2006-07	14	3	Kevin Stallings
2005-06	10	6	Kevin Stallings
2004-05	17	2	Kevin Stallings
2003-04	15	2	Kevin Stallings
2002-03	10	6	Kevin Stallings
2001-02	13	4	Kevin Stallings
2000-01	12	7	Kevin Stallings
1999-00	14	3	Kevin Stallings
1998-99	13	3	Jan van Breda Kolff
1997-98	13	3	Jan van Breda Kolff
1996-97	13	3	Jan van Breda Kolff
1995-96	14	4	Jan van Breda Kolff
1994-95	8	5	Jan van Breda Kolff
1993-94	14	2	Jan van Breda Kolff
1992-93	14	0	Eddie Fogler
1991-92	13	4	Eddie Fogler
1990-91	13	3	Eddie Fogler
1989-90	14	5	Eddie Fogler
1988-89	13	2	C.M. Newton
1987-88	14	2	C.M. Newton
1986-87	12	5	C.M. Newton
1985-86	9	6	C.M. Newton
1984-85	9	7	C.M. Newton
1983-84	11	7	C.M. Newton
1982-83	14	3	C.M. Newton
1981-82	9	5	C.M. Newton
1980-81	9	6	Richard Schmidt
1979-80	10	5	Richard Schmidt
1978-79	12	2	Wayne Dobbs
1977-78	8	6	Wayne Dobbs
1976-77	9	7	Wayne Dobbs
1975-76	11	4	Roy Skinner
1974-75	11	3	Roy Skinner
1973-74	13	1	Roy Skinner
1972-73	12	2	Roy Skinner
1971-72	12	2	Roy Skinner
1970-71	8	6	Roy Skinner
1969-70	7	7	Roy Skinner
1968-69	10	4	Roy Skinner
1967-68	12	2	Roy Skinner
1966-67	14	0	Roy Skinner
1965-66	12	2	Roy Skinner
1964-65	14	0	Roy Skinner
1963-64	13	1	Roy Skinner
1962-63	10	2	Roy Skinner
1961-62	11	2	Roy Skinner
1960-61	13	0	Bob Polk
1959-60	12	2	Bob Polk
1958-59	11	3	Roy Skinner
1957-58	13	2	Bob Polk
1956-57	13	1	Bob Polk
1955-56	13	0	Bob Polk
1954-55	13	2	Bob Polk
1953-54	9	6	Bob Polk
1952-53	10	2	Bob Polk
Totals	683	187	57 Years (.785)

COMMODORE COACHING MARKS AT MEMORIAL GYMNASIUM

(by Percentage)

Coach	Years	Record	Pct.
Bob Polk	8	96-15	86.5
Eddie Fogler	4	54-12	81.8
Roy Skinner	16	181-41	81.5
Kevin Stallings	9	138-36	79.3
Jan van Breda Kolff	6	75-20	78.9
C.M. Newton	8	91-37	71.1
Wayne Dobbs	3	29-15	65.9
Richard Schmidt	2	19-11	63.3



Kevin Stallings ranks second only to Roy Skinner at Vanderbilt for the most coaching victories at Memorial Gymnasium.

COMMODORES[®]



ANNUAL TEAM STATISTICS

	G	FG-FGA	PCT	3FG-3FGA	PCT	FT-FTA	PCT	REB	AVG	A	TO	ST	BLK	PTS	PPG
2008-09	31	740-1642	.451	190-561	.339	515-719	.716	1144	36.9	389	466	137	174	2185	70.5
Opponents	31	713-1789	.399	213-597	.357	394-566	.696	997	32.2	359	390	114	222	2033	65.6
2007-08	34	928-1995	.465	303-760	.399	562-765	.735	1197	35.2	606	494	207	118	2721	80.0
Opponents	34	914-2085	.438	245-700	.350	464-668	.695	1223	36.0	449	512	235	118	2537	74.6
2006-07	34	904-1984	.456	317-843	.376	469-643	.729	1146	33.7	578	422	257	93	2594	76.3
Opponents	34	853-1950	.437	242-712	.340	439-622	.706	1221	35.9	454	539	219	110	2387	70.2
2005-06	30	756-1642	.460	242-625	.387	350-502	.697	944	31.5	464	386	182	87	2104	70.1
Opponents	30	718-1621	.443	200-566	.353	375-525	.714	981	32.7	369	413	182	87	2011	67.0
2004-05	34	861-1856	.464	322-837	.385	376-555	.677	1126	33.1	541	489	231	103	2420	71.2
Opponents	34	760-1812	.419	205-598	.343	483-751	.643	1130	33.2	357	489	216	107	2208	64.9
2003-04	33	841-1873	.449	263-716	.367	469-660	.711	1150	34.8	541	419	248	112	2414	73.2
Opponents	33	745-1814	.411	236-682	.346	420-587	.716	1133	34.3	403	500	205	108	2146	65.0
2002-03	29	717-1640	.437	181-551	.328	383-551	.695	962	33.2	413	465	226	114	1998	68.9
Opponents	29	756-1684	.449	176-487	.361	403-574	.702	1040	35.9	382	460	257	115	2091	72.1
2001-02	32	791-1779	.445	282-763	.370	426-582	.732	1021	31.9	490	511	211	60	2290	71.6
Opponents	32	809-1793	.451	204-624	.327	496-710	.699	1112	34.8	427	503	270	120	2318	72.4
2000-01	30	748-1779	.420	214-661	.324	408-578	.706	1068	35.6	438	431	211	76	2118	70.6
Opponents	30	765-1697	.451	214-619	.346	378-577	.655	1056	35.2	420	455	138	226	2122	70.7
1999-00	30	782-1710	.457	222-607	.366	457-624	.732	1014	33.8	457	442	214	63	2243	74.8
Opponents	30	773-1750	.442	198-620	.319	346-540	.641	1045	34.8	394	478	214	115	2090	69.7
1998-99	29	717-1724	.416	242-674	.359	415-595	.699	1052	36.3	401	473	258	61	2091	72.1
Opponents	29	748-1673	.447	209-611	.342	370-548	.675	1019	35.1	429	473	233	109	2075	71.6
1997-98	33	888-1900	.467	199-572	.348	495-701	.706	1106	33.5	469	522	327	80	2470	74.8
Opponents	33	848-1924	.441	218-649	.336	402-593	.678	1136	34.4	423	590	235	118	2316	70.2
1996-97	31	708-1593	.444	177-514	.344	563-797	.706	987	31.8	458	485	301	60	2156	69.5
Opponents	31	762-1763	.432	174-556	.313	332-497	.668	1062	34.3	410	545	226	90	2030	65.5
1995-96	32	862-1909	.452	194-552	.351	503-719	.700	1093	34.2	452	413	228	76	2421	75.7
Opponents	32	871-1869	.466	194-545	.356	435-636	.684	1123	35.1	397	458	207	135	2371	74.1
1994-95	28	695-1719	.404	226-644	.351	428-602	.711	1062	37.9	435	400	240	131	2044	73.0
Opponents	28	723-1685	.429	156-446	.350	370-565	.655	1111	39.7	344	466	180	106	1972	70.4
1993-94	32	866-1873	.462	232-595	.390	557-742	.751	1141	35.7	550	456	239	111	2521	78.8
Opponents	32	885-2005	.441	178-556	.320	405-600	.675	1172	36.6	424	470	215	80	2353	73.5
1992-93	34	986-1971	.500	262-636	.412	588-807	.729	1208	35.5	577	485	277	99	2822	83.0
Opponents	34	916-2080	.440	191-579	.330	352-562	.626	1176	34.6	410	565	283	89	2375	69.9
1991-92	30	763-1613	.473	195-494	.395	522-734	.711	994	33.1	444	506	201	86	2243	74.8
Opponents	30	866-1888	.459	202-559	.361	327-472	.693	1078	35.9	418	440	291	96	2261	75.4
1990-91	30	742-1549	.479	231-565	.409	485-641	.757	942	31.4	445	463	218	62	2200	73.3
Opponents	30	831-1749	.475	160-445	.360	294-452	.650	955	31.8	430	447	106	106	2116	70.5
1989-90	35	889-1899	.468	219-548	.400	742-956	.776	1226	35.0	544	578	208	51	2739	78.3
Opponents	35	1034-2184	.473	214-537	.399	441-623	.708	1175	33.6	536	505	297	100	2723	77.8
1988-89	33	923-1937	.477	203-490	.414	499-721	.692	1169	35.4	562	416	205	59	2548	77.2
Opponents	33	944-2026	.466	177-451	.393	321-457	.702	1138	34.5	515	428	211	101	2386	72.3
1987-88	31	907-1826	.497	200-464	.431	427-588	.726	1110	35.8	487	423	166	100	2441	78.7
Opponents	31	854-1879	.455	119-319	.373	430-613	.702	1063	34.3	456	388	212	68	2257	72.8
1986-87	34	904-1856	.487	187-436	.429	504-724	.696	1186	34.9	481	507	149	112	2499	73.5
Opponents	34	924-2053	.450	159-428	.371	464-648	.716	1155	34.0	449	425	241	92	2471	72.7
1985-86	28	775-1604	.483	—	—	398-561	.709	927	33.1	353	406	152	43	1948	69.6
Opponents	28	807-1602	.504	—	—	416-557	.747	906	32.4	400	398	201	66	2030	72.5
1984-85	28	744-1523	.489	—	—	485-646	.751	848	30.3	364	342	144	31	1973	70.5
Opponents	28	815-1566	.520	—	—	397-578	.687	919	32.8	383	389	163	77	2027	72.4
1983-84	29	770-1629	.473	—	—	411-575	.715	931	32.1	388	354	146	51	1951	67.3
Opponents	29	747-1556	.480	—	—	423-609	.695	961	33.1	371	423	153	86	1917	66.1
1982-83	33	876-1872	.468	—	—	498-694	.718	1036	31.4	388	—	182	80	2250	68.2
Opponents	33	897-1797	.499	—	—	480-659	.728	1071	32.5	374	—	194	101	2274	68.9
1981-82	28	690-1419	.486	—	—	497-684	.727	856	30.6	316	—	125	57	1877	67.0
Opponents	28	696-1466	.475	—	—	410-582	.704	846	30.2	302	—	—	—	1802	64.4
1980-81	29	818-1604	.510	—	—	508-699	.727	938	32.3	415	—	139	36	2144	73.9
Opponents	29	791-1616	.489	—	—	509-764	.666	967	33.3	343	—	—	—	2091	72.1
1979-80	26	797-1619	.492	—	—	469-635	.739	904	34.8	370	—	138	32	2063	79.3
Opponents	26	785-1596	.492	—	—	447-674	.663	921	35.4	320	—	—	—	2017	77.6
1978-79	27	787-1618	.496	—	—	388-523	.742	954	35.3	284	—	—	—	1962	72.7
Opponents	27	771-1598	.482	—	—	309-465	.664	885	32.8	186	—	—	—	1849	

ANNUAL TEAM STATISTICS



	G	FG-FGA	PCT	3FG-3FGA	PCT	FT-FTA	PCT	REB	AVG	A	TO	ST	BLK	PTS	PPG
1976-77	26	736-1654	.445	—	—	362-501	.721	942	36.2	259	—	—	—	1834	70.5
Opponents	26	794-1594	.498	—	—	384-523	.736	1036	39.8	285	—	—	—	1972	75.8
1975-76	27	790-1619	.488	—	—	480-628	.764	927	34.3	401	—	—	—	2060	76.3
Opponents	27	882-1845	.478	—	—	297-429	.692	1090	40.4	371	—	—	—	2061	76.3
1974-75	26	826-1645	.502	—	—	530-692	.766	997	38.4	423	—	—	—	2182	83.9
Opponents	26	921-2015	.457	—	—	297-423	.702	1123	43.2	396	—	—	—	2139	82.3
1973-74	28	848-1812	.468	—	—	477-595	.802	1127	40.3	445	—	—	—	2173	77.6
Opponents	28	849-1884	.451	—	—	271-378	.717	1067	38.1	371	—	—	—	1967	70.3
1972-73	26	788-1783	.442	—	—	429-582	.737	1211	46.6	408	—	—	—	2005	77.1
Opponents	26	762-1743	.437	—	—	307-471	.652	1070	41.2	305	—	—	—	1831	70.4
1971-72	26	832-1780	.467	—	—	594-788	.754	1152	44.3	431	—	—	—	2258	86.8
Opponents	26	873-1784	.489	—	—	454-664	.684	1104	42.5	337	—	—	—	2200	84.6
1970-71	26	830-1762	.471	—	—	526-689	.763	1135	43.7	354	—	—	—	2186	84.1
Opponents	26	837-1791	.467	—	—	457-664	.688	877	33.7	314	—	—	—	2131	82.0
1969-70	26	847-1914	.443	—	—	537-729	.737	1351	51.9	408	—	—	—	2231	85.8
Opponents	26	832-1950	.427	—	—	492-705	.698	1334	44.2	351	—	—	—	2156	82.9
1968-69	26	857-1825	.470	—	—	422-571	.739	1064	40.9	278	—	—	—	2136	82.2
Opponents	26	807-1807	.447	—	—	499-677	.737	1139	43.8	244	—	—	—	2113	81.3
1967-68	26	806-1722	.467	—	—	527-684	.770	1183	45.5	—	—	—	—	2139	82.2
Opponents	26	754-1757	.429	—	—	427-612	.692	1097	42.2	—	—	—	—	1935	74.4
1966-67	26	834-1654	.504	—	—	464-637	.728	914	35.2	—	—	—	—	2132	82.0
Opponents	26	776-1656	.469	—	—	365-523	.698	1038	37.1	—	—	—	—	1913	73.2
1965-66	26	858-1845	.460	—	—	502-677	.741	1184	43.5	—	—	—	—	2218	85.3
Opponents	26	794-1754	.452	—	—	452-552	.762	1109	41.0	—	—	—	—	2009	77.2
1964-65	28	916-2013	.455	—	—	527-752	.700	1355	48.3	—	—	—	—	2359	84.2
Opponents	28	775-1912	.405	—	—	437-626	.698	1187	42.3	—	—	—	—	1987	70.9
1963-64	25	844-1965	.428	—	—	466-665	.701	1466	58.6	—	—	—	—	2154	86.2
Opponents	25	694-1765	.393	—	—	458-654	.700	1121	44.8	—	—	—	—	1846	73.8
1962-63	23	634-1672	.379	—	—	389-568	.685	1191	51.7	—	—	—	—	1657	72.0
Opponents	23	592-1498	.398	—	—	420-611	.687	1123	48.8	—	—	—	—	1604	69.7
1961-62	24	690-1783	.387	—	—	430-646	.666	1262	52.6	—	—	—	—	1810	75.4
Opponents	24	619-1614	.385	—	—	506-721	.702	1257	52.4	—	—	—	—	1744	72.7
1960-61	24	621-1610	.386	—	—	470-698	.673	1261	52.5	—	—	—	—	1712	71.3
Opponents	24	554-1479	.375	—	—	414-592	.699	1059	44.1	—	—	—	—	1522	63.4
1959-60	23	617-1623	.386	—	—	397-614	.646	1155	50.2	—	—	—	—	1631	70.9
Opponents	23	580-1446	.408	—	—	397-557	.713	1071	46.6	—	—	—	—	1557	67.7
1958-59	24	623-1634	.381	—	—	466-708	.658	1200	50.0	—	—	—	—	1712	71.3
Opponents	24	609-1633	.373	—	—	378-567	.667	1126	46.7	—	—	—	—	1596	66.5
1957-58	25	712-1780	.400	—	—	426-628	.678	1182	47.3	—	—	—	—	1850	74.0
Opponents	25	631-1602	.394	—	—	424-622	.682	1128	45.1	—	—	—	—	1686	67.4
1956-57	22	635-1617	.393	—	—	453-681	.665	1095	49.8	—	—	—	—	1723	78.3
Opponents	22	535-1459	.367	—	—	361-541	.686	993	45.1	—	—	—	—	1431	65.0
1955-56	23	612-1684	.364	—	—	541-779	.694	1224	53.2	—	—	—	—	1765	76.7
Opponents	23	557-1573	.354	—	—	399-601	.664	1077	46.8	—	—	—	—	1513	65.8
1954-55	22	586-1760	.323	—	—	537-785	.684	1174	53.4	—	—	—	—	1709	77.7
Opponents	22	499-1433	.348	—	—	459-702	.654	1032	46.9	—	—	—	—	1457	66.2
1953-54	22	554-1618	.342	—	—	490-727	.674	955	43.4	—	—	—	—	1598	72.6
Opponents	22	555-1600	.347	—	—	448-715	.627	934	42.5	—	—	—	—	1558	70.8
1952-53	19	526-1590	.331	—	—	444-705	.630	982	51.7	—	—	—	—	1496	78.7
Opponents	19	476-1475	.323	—	—	460-736	.625	837	44.1	—	—	—	—	1412	74.3
1951-52	27	677-2246	.301	—	—	425-663	.641	1248	35.6	239	—	—	—	1781	66.0
Opponents	27	593-1991	.298	—	—	466-769	.606	1033	38.3	206	—	—	—	1652	61.2
1950-51	27	630-2084	.302	—	—	434-664	.654	—	—	—	—	—	—	1694	62.7
Opponents	27	621-2102	.295	—	—	391-637	.612	—	—	—	—	—	—	1633	60.5
1949-50	25	548-2003	.274	—	—	368-574	.641	—	—	—	—	—	—	1464	58.6
Opponents	25	413-1641	.252	—	—	390-584	.668	—	—	—	—	—	—	1216	48.6
1948-49	22	472-1507	.296	—	—	295-479	.616	—	—	—	—	—	—	1239	56.3
Opponents	22	414-	—	—	—	252-428	.589	—	—	—	—	—	—	1078	49.0
1947-48	22	431-	—	—	—	258-397	.650	—	—	—	—	—	—	1120	50.9
Opponents	22	478-	—	—	—	284-472	.602	—	—	—	—	—	—	1240	56.3

COMMODORES®



ANNUAL RECORDS

* - home game; OT - overtime game

1900-01 — WON 2, LOST 2

Head Coach: W.D. Weatherford

Captain: Earnest Reese

Nashville YMCA*	L	19	22
Nashville YMCA*	W	24	9
Nashville YMCA*	W	14	12
Nashville A.C.*	L	11	13

1901-02 — WON 5, LOST 2

Head Coach: W.D. Weatherford

Captain: H.W. Davis

Nashville YMCA*	W	27	14
Nashville YMCA*	W	25	4
Nashville A.C.*	W	16	9
Nashville A.C.*	W	17	12
Howard	L	23	33
Howard	W	29	19
Birmingham Southern	L	21	34

1902-03 — WON 6, LOST 0

Head Coach: Grinnell Jones

Captain: Ben L. Clary

Cumberland	W	44	14
Nashville A.C.*	W	26	6
Nashville A.C.*	W	24	11
Howard	W	25	11
Cumberland*	W	44	14
Cumberland*	W	24	21

1903-04 — WON 6, LOST 1

Head Coach: E.J. Hamilton

Captain: John J. Tigert

U. of Nashville*	W	32	6
Nashville A.C.*	W	34	9
Nashville YMCA*	W	12	5
U. of Nashville*	W	36	4
Nashville A.C.*	W	36	3
Nashville YMCA*	W	32	4
Cumberland	L	5	18

1904-05

No Team

1905-06

No Scores Recorded

1906-07 — WON 6, LOST 1

Head Coach: J.N. (Stein) Stone

Captain: J.N. (Stein) Stone

Nashville A.C.*	L	14	23
N.Y. Professionals*	W	30	18
N.Y. Professionals*	W	38	23
Cumberland*	W	21	17
S.W. Presbyterian*	W	27	15
Nashville A.C.*	W	32	21
Nashville A.C.*	W	38	25

1907-08 — WON 6, LOST 10

Head Coach: W.L. Throop

Captain: W.L. Throop

Columbia*	L	16	34
Yale*	L	23	27
Montgomery YMCA	L	15	34
Mobile YMCA	L	12	43
Birmingham A.C.	L	12	30
Birmingham YMCA*	W	30	26
Nashville YMCA*	W	28	18
Southern Kentucky	W	28	15
Cumberland*	L	20	22
Nashville YMCA*	W	27	20
S.W. Presbyterian	L	10	20
Central (Ky.)*	W	28	14
Nashville A.C.*	L	8	14
Birmingham A.C.*	W	25	15

Cumberland	L	14	20
Wabash*	L	7	27

1908-09 — WON 11, LOST 4

Head Coach: E. J. Hamilton

Captain: W. D. Neely

Nashville YMCA*	W	38	20
Chattanooga	W	32	17
Atlanta A. C.	W	33	26
Columbus YMCA	L	18	19
Cumberland*	W	25	19
Birmingham A. C.	W	33	30
Mobile YMCA	L	26	33
Montgomery YMCA	L	28	32
Birmingham YMCA	W	30	12
Chattanooga*	W	52	23
Sewanee*	W	28	19
S.W. Presbyterian*	W	56	19
Cumberland	W	38	21
Nashville A. C.*	W	43	33
Nashville A. C.*	L	24	25

1909-10 — WON 10, LOST 3

Head Coach: R. B. McGehee

Captain: R. B. McGehee

Atlanta A. C.	W	53	30
Columbus YMCA	L	29	34
Montgomery YMCA	W	57	24
Mobile YMCA	W	25	24
Birmingham A. C.	W	50	30
Alumni*	W	41	21
Cumberland*	W	57	13
Sewanee*	W	61	10
Central (Ky.)	L	28	52
Georgetown	W	45	34
Central (Ky.)	L	21	70
Louisville YMCA	W	54	39
Nashville YMCA*	W	53	39

1910-11 — WON 8, LOST 2

Head Coach: Carl (Zeke) Martin

Captain: Carl (Zeke) Martin

Cumberland	W	45	20
Nashville YMCA*	W	74	13
Birmingham A. C.	L	26	39
Birmingham YMCA	W	53	25
Atlanta A. C.	W	42	34
Mercer W	26	25	
Wetumpka (Ala.)	W	60	7
Mobile YMCA	L	29	61
Sewanee*	W	54	5
Cumberland*	W	24	20

1911-12 — WON 9, LOST 9

Head Coach: Carl (Zeke) Martin

Captain: Carl (Zeke) Martin

Central (Mo.)	W	30	23
Mobile YMCA	L	15	48
Wetumpka (Ala.)	W	62	11
Columbus (Ga.) YMC	L	21	44
Rome (Ga.) A. C.	W	34	11
Atlanta A. C.	L	31	43
Birmingham A. C.	L	23	48
St. Louis A. C.	W	37	32
Cumberland	W	78	10
Union (Tenn.)	W	95	24
Memphis YMCA	L	19	21
Jackson YMCA	W	81	13
Cumberland	W	47	19
Louisville YMCA	L	27	29
Kentucky	L	17	28
Kentucky	L	18	22
Christ Church (Cinc.)	L	27	47
Alumni W	53	32	

1912-13 — WON 4, LOST 5

Head Coach: Oscar G. Nelson

Captain: Oscar G. Nelson

Sewanee*	W	41	13
Mobile YMCA	L	31	43
Wetumpka (Ala.)	W	41	9
Bessemer (Ala.)	W	31	23
Kentucky	W	24	17
Kentucky	L	29	42
Birmingham A. C.	L	20	43
Columbus (Ga.) A. C.	L	32	70
Atlanta A. C.	L	34	52

1913-14 — WON 6, LOST 3

Head Coach: G. T. Denton

Captain: Tom Brown

MTSU W	53	5	
Chattanooga Tigers	W	31	17
Cumberland*	W	41	36
Georgia	L	32	41
Georgia Tech	W	55	41
Nashville YMCA*	L	31	32
Memphis YMCA	W	36	23
Union	W	54	20
Nashville YMCA*	L	23	41

1914-15 — WON 6, LOST 6

Head Coach: G.T. Denton

Captain: Robert M. Davidson

Cumberland	W	40	28
Atlanta A.C.	L	32	36
Chattanooga Tigers	L	21	41
Georgia*	L	35	48
Louisville YMCA	L	18	32
Kentucky	W	39	34
Kentucky	L	24	36
Jackson YMCA	L	27	37
Memphis YMCA	W	33	20
Nashville YMCA*	W	44	38
Nashville YMCA*	W	39	33
SW Presbyterian*	W	85	20

1915-16 — WON 11, LOST 3

Head Coach: G.T. Denton

Captain: Josh Cody

Cumberland	W	40	8
Mobile YMCA	W	41	37
Montgomery YMCA	W	53	29
Birmingham A.C.	W	54	32
Columbus YMCA	L	9	41
Cumberland*	W	81	13
Columbia Union	W	36	8
Louisville YMHA	W	35	16
Kentucky	W	39	25
Kentucky	W	23	20
Chattanooga Tigers	W	52	26
Nashville YMCA*	L	19	21
Memphis YMCA	W	32	19
Nashville YMCA*	L	23	25

1916-17 — WON 3, LOST 8

Head Coach: G.T. Denton

Captain: Frank Blair

Atlanta A.C.	L	15	32
Birmingham A.C.	L	24	26
Chattanooga Tigers	W	42	9
Nashville YMCA*	W	21	16
Washington & Lee	L	8	26
Louisville YMHA	W	29	13
Georgia*	L	11	31
Nashville YMCA*	L	18	22
Memphis YMCA	L	19	26
Jonesboro YMCA	L	19	25
Nashville YMCA*	L	19	23

1917-18 — WON 6, LOST 3

Head Coach: Ralph Palmer

Captain: Alf Adams

Birmingham A.C.	L	32	44
Birmingham A.C.	W	32	29
SW Presbyterian	W	79	16
Nashville YMCA*	L	23	36
Calumet	W	36	26
Transylvania	W	21	12
Louisville YMHA	W	39	17
Nashville YMCA*	L	17	26
Nashville YMCA*	W	35	30

1918-19 — WON 8, LOST 2

S.I.A.A. CHAMPIONS

Head Coach: Ray Morrison

Captain: L.M. Groves

Birmingham A.C.	W	21	16
Nashville YMCA [OT]	W	34	27
Calumet	W	40	23
Kentucky	W	36	26
Centre L	23	28	
Jackson YMCA	W	44	18
Park Field Aviation	W	14	13
Memphis YMCA	L	14	23
Nashville YMCA	W	36	25
Memphis YMCA	W	25	22

1919-20 — WON 14, LOST 4

Head Coach: G.T. Denton

Captain: Tom Zerfoss

Birmingham A.C.	W	30	24
Mobile YMCA	L	33	35
Montgomery YMCA	W	56	28
Chicago YMCA*	W	26	14
Boys Club	W	36	6
Memphis YMCA	W	42	25
Georgia*	W	40	18
Nashville YMCA*	L	27	29
Georgia Tech	W	39	21
Macon YMCA	W	41	35
Boys Club*	W	21	14
Chattanooga YMCA*	W	45	39
Chattanooga YMCA*	W	41	20
Centre W	29	18	
Memphis YMCA*	L	25	31
Maryville	W	22	10
Georgia Tech*	W	32	3
Nashville YMCA*	L	13	24

1920-21 — WON 8, LOST 13

Head Coach: G.T. Denton

Captain: Garland (Gus) Morrow

Memphis YMCA	L	13	37
Birmingham A.C.	L	17	23
Birmingham A.C.	L	19	27
MTSU*	W	14	9
Michigan*	L	7	21
S.W. Presbyterian*	W	40	27
Marquette*	L	6	29
Chattanooga YMCA*	W	27	20
Memphis YMCA*	L	12	26
Auburn*	L	7	27
Georgia*	L	17	33
Macon YMCA*	L	21	30
Mercer*	L	13	21
Tulane*	W	32	13
Nashville YMCA*	W	17	12
Mercer W	20	9	
Centre L	13	44	
Kentucky	L	18	33
Louisville YMCA	W	16	11
Chicago YMCA*	L	9	13
Nashville YMCA*	W	11	9

ANNUAL RECORDS



1921-22 — WON 8, LOST 8

Head Coach: Wallace Wade

Captain: Jule Thomas

S.W. Presbyterian*	W	36	24
Camp Benning	L	15	29
Jonesboro YMCA	W	23	13
Chattanooga	W	20	13
Kentucky	W	22	12
Mercer	W	18	17
Mississippi A&M*	W	22	18
Nashville YMCA*	L	23	28
Nashville YMHA*	L	14	15
Chattanooga	L	24	29
Tennessee	L	5	20
Nashville YMCA*	L	13	14
Tennessee	L	15	16
The Citadel (SC)	W	37	22
Georgia (SC)	L	26	27
Nashville YMHA*	W	28	22

(SC) Southern Conference Tournament

1922-23 — WON 16, LOST 8

Head Coach: Wallace Wade

Captain: Oliver (Doc) Kuhn

Wabash	L	21	32
Cincinnati	L	22	41
Wittenburg	L	14	28
Ohio State	L	20	27
U. of Chicago*	W	17	11
Clarksville	W	46	23
Jonesboro YMCA	W	19	7
Memphis YMCA	L	14	15
Nashville YMHA*	W	25	21
Chattanooga	W	28	27
Miligan	W	41	20
Bemis YMCA	W	43	16
Mississippi A&M*	W	34	27
Nashville YMCA	W	23	19
Hendrix	W	26	14
Georgia*	W	25	16
Mercer	L	29	32
Mercer	W	37	35
Nashville YMHA	W	22	15
Nashville YMCA*	L	30	34
Tennessee	W	28	25
LSU (SC)	W	36	10
Virginia Tech (SC)	L	23	26
Nashville YMCA	W	36	24

(SC) Southern Conference Tournament

1923-24 — WON 7, LOST 15

Head Coach: Josh Cody

Captain: Alvin (Pep) Bell

Kansas City A. C.	L	4	23
Louisville YMCA	W	31	25
Pittsburg (Kansas)	L	32	33
Crescent A. C.	L	14	42
CCNY	L	19	25
Buffalo All-Stars	L	23	46
Kentucky	L	13	23
Calumet	L	25	28
St. Thomas A. C.	W	17	12
Mississippi A&M	W	24	23
Nashville YMCA	L	19	25
Atlanta A. C.	L	21	36
Mercer	W	23	11
YMHA Peps	W	17	13
Alabama [OT]	L	25	26
Nashville YMCA	L	17	26
Nashville YMHA	L	37	44
Chattanooga	W	34	22
Tennessee	L	23	36
Nashville YMHA	L	22	30
Clemson (SC)	W	42	14
North Carolina (SC)	L	20	37

(SC) Southern Conference Tournament

1924-25 — WON 12, LOST 13

Head Coach: Josh Cody

Captain: Gil Reese

MTSU	L	28	31
Memphis YMCA	L	21	23
Drury College	W	33	21
Kansas City A. C.	L	23	28
Butler	L	17	37
Franklin (Ind.)	L	23	49
DePauw	L	21	28
Wabash	L	14	15
Owensboro YMCA	W	37	19
Mississippi	W	19	18
Nashville YMCA	W	21	20
Memphis YMCA	W	33	19
Birmingham A. C.	L	22	34
Georgia	W	41	34
Mercer	L	30	31
Georgia Tech	W	37	26
Butler	L	13	33
Tennessee	W	27	18
Mississippi A&M	L	20	29
Alabama	L	22	39
Tulane	L	25	32
Nashville YMHA	W	40	33
Nashville YMHA	W	25	18
Nashville YMCA	W	24	15
MTSU	W	30	29

1925-26 — WON 8, LOST 18

Head Coach: Josh Cody

Captain: John McCall

Evansville	L	22	39
Saint Louis	L	22	35
Memphis	L	20	37
Bemis YMCA	L	28	31
Nashville Burk	L	9	19
MTSU	W	51	19
Mercer	W	22	18
Marquette	L	16	19
Georgia Tech	W	27	24
Mississippi A&M	L	27	36
Mississippi	L	18	32
LSU	L	23	24
Tulane	L	20	21
Nashville YMHA	L	26	33
Alabama	L	19	23
Nashville YMCA*	W	21	12
Mississippi A&M*	W	21	20
Tennessee [OT]	L	32	38
MTSU	W	25	24
Nashville YMHA*	W	27	22
Nashville Burk	W	41	21
Cincinnati Guaranty	L	18	24
Western Kentucky	L	29	34
Kentucky	L	20	30
Nashville YMCA*	L	8	25
Nashville YMCA*	L	12	27

1926-27 — WON 20, LOST 4

SOUTHERN CONFERENCE CHAMPIONS

Head Coach: Josh Cody

Captain: Malcolm Moss

Evansville	L	22	37
Marquette	W	22	15
Loyola (Chicago)	L	7	31
Saint Louis	W	40	21
Western Kentucky	W	40	20
MTSU*	W	59	19
Kentucky	W	48	32
Western Kentucky*	L	25	26
Georgia Tech	L	29	36
Mercer	W	36	33
Sewanee*	W	53	18
Mississippi A&M	W	35	34
Nashville YMCA*	W	50	28
MTSU	W	52	20
Sewanee	W	31	18

Mississippi*	W	33	32
Nashville YMHA*	W	43	32
Auburn*	W	39	35
Evansville* [OT]	W	46	44
Tennessee*	W	35	25
Washington & Lee (SC)	W	44	32
Mississippi (SC)	W	32	20
South Carolina (SC)	W	31	25
Georgia (SC)	W	46	44

(SC) Southern Conference Tournament

1927-28 — WON 5, LOST 7

Head Coach: Johnny (Red) Floyd

Captain: Frank Bridges

Cumberland	W	41	30
Mercer	L	31	38
Kentucky	L	23	43
MTSU	W	35	29
Mississippi A&M	L	38	44
Sewanee	W	33	26
Auburn	L	28	62
Penn Dixies	L	24	34
Kentucky	L	29	54
Georgia Tech	L	31	41
Carson-Newman	W	66	40
Tennessee	W	28	26

1928-29 — WON 4, LOST 13

Head Coach: Johnny (Red) Floyd

Captain: Bertram (Triney) Chalfant

Alumni	L	31	48
Cumberland	W	50	33
Sewanee	W	45	31
Nashville YMHA	L	36	39
Georgia Tech	L	28	40
Nashville Burk	L	41	46
Memphis YMCA	L	30	36
Sewanee	W	29	23
Georgia Tech	L	15	40
Nashville YMCA	L	19	45
Mercer	L	40	60
Nashville YMCA	L	29	36
Nashville YMHA	L	31	36
Mississippi State	L	32	47
Mississippi [OT]	L	46	48
Tennessee	L	22	26
MTSU	W	42	41

1929-30 — WON 6, LOST 16

Head Coach: Garland Morrow

Captain: Donald Cram

Louisville	L	22	24
Butler	L	14	39
Loyola (Chicago)	L	16	33
Purdue	L	22	43
Saint Louis	L	16	46
MTSU	L	31	45
Cumberland	W	39	12
Western Kentucky	W	32	18
Clemson [2OT]	L	42	48
Sewanee	L	15	36
Alabama	L	18	36
Auburn	W	29	27
Clemson	L	27	32
Georgia Tech	L	25	46
Georgia Tech	L	37	41
Tennessee	L	21	23
Tennessee Tech	L	37	42
Nashville YMCA	W	44	20
Sewanee	L	35	40
MTSU	W	34	33
Tennessee [OT]	L	33	38
Nashville YMCA	W	49	43

1930-31 — WON 16, LOST 8

Head Coach: Garland Morrow

Captain: Shelby Coffey

Albany YMCA	W	39	22
Atwater Kent	W	40	21
Hubbard Hardware	W	41	32
Chattanooga YMCA	W	31	24
MTSU	W	42	20
Murray	W	48	29
Cumberland	W	50	26
Georgia Tech	L	35	44
Florida	W	42	25
Florida	W	43	35
Kentucky	L	37	42
Sewanee	W	35	17
Tennessee	W	41	40
Auburn	W	36	26
Sewanee	W	52	32
Louisville	W	32	23
Georgia Tech	W	45	32
Duke [OT]	L	44	48
Alabama	L	29	36
Auburn	L	25	42
Chattanooga YMCA	W	48	23
Kentucky	L	23	43
Tennessee	L	34	37
North Carolina [OT]	L	21	23

1931-32 — WON 8, LOST 11

Head Coach: Josh Cody

Captain: William R. Schwartz

Ohio State	W	28	27
Wittenburg	L	24	39
Miami (Ohio)	W	28	22
MTSU	W	38	32
Auburn*	L	23	36
Chattanooga	L	26	28
Georgia Tech	L	27	45
Florida	W	36	32
Florida	L	33	43
Sewanee	W	30	22
Tennessee	L	25	27
Auburn	L	23	38
Kentucky	W	37	61
Alabama	W	39	32
Sewanee*	W	32	21
MTSU	L	35	40
Tennessee	L	22	27
Kentucky	W	32	31
Duke	L	32	41

1932-33 — WON 14, LOST 8 (11-5 in SEC/3rd)

Head Coach: Josh Cody

Captain: Tom Henderson

Ohio State	L	26	45
Clemson	W	39	22
South Carolina [2OT]	W	31	29
Tennessee* [OT]	W	37	32
Tulane*	W	35	21
Tulane*	W	39	22
Georgia Tech*	W	38	27
Auburn*	W	25	24
LSU*	W	54	34
LSU*	W	52	26
Sewanee*	W	25	19
Kentucky*	L	29	40
Alabama*	L	22	37
Wichita Henrys*	L	38	40
Auburn	W	21	20
Florida	W	42	41
Florida	L	27	43
Sewanee	W	41	25
Tennessee	L	27	35
Kentucky	L	28	45
Tulane (S)	W	28	25
Mississippi State (S)	L	36	48

(S) SEC Tournament, Atlanta



ANNUAL RECORDS

1933-34 — WON 11, LOST 6 (8-5 in SEC/5th)

Head Coach: Josh Cody
Captain: Harold Huggins

Auburn*	W	31	22
Georgia Tech*	W	24	22
Clemson*	W	27	25
Tulane L	15	19	
Tulane W	23	21	
Cumberland*	W	34	21
Tennessee*	W	31	26
Sewanee	W	60	28
Auburn W	48	33	
Kentucky*	L	26	48
Alabama*	L	32	38
Georgia Tech	W	38	30
Sewanee*	W	40	27
Tennessee	L	34	45
Kentucky	L	27	47
Georgia (S)	W	46	29
Florida (S)	L	23	24

(S) SEC Tournament at Atlanta

1934-35 — WON 9, LOST 11 (9-6 in SEC/4th)

Head Coach: Josh Cody
Captain: Jim Scoggins

Cincinnati	L	20	47
Clemson	L	22	32
Cincinnati	L	20	46
Auburn*	W	37	27
Auburn*	W	41	24
Tulane*	W	50	34
Sewanee	W	47	20
Georgia Tech [OT]	W	33	32
Alabama	W	34	33
Kentucky*	L	22	58
Indiana [OT]	L	30	39
Georgia Tech*	W	53	25
Sewanee*	W	62	32
Tennessee*	L	29	39
Auburn W	37	25	
LSU	L	41	56
LSU	L	31	40
Creighton*	L	28	53
Tennessee [OT]	L	37	39
Kentucky	L	19	53

1935-36 — WON 9, LOST 14 (9-4 in SEC/2nd)

Head Coach: Josh Cody
Captain: Willie Geny

Miami (Ohio)*	L	23	34
Indiana L	18	56	
Xavier	L	37	39
Pittsburgh	L	32	57
Evansville	L	20	33
Loyola (Chicago)	L	22	25
Iowa State*	L	28	38
Creighton	L	34	40
Creighton	L	30	46
Auburn*	W	47	27
Sewanee*	W	45	27
Tulane*	W	44	31
Georgia Tech*	W	43	22
Sewanee	W	40	16
Auburn W	37	32	
Kentucky*	W	33	24
Alabama*	L	30	32
Georgia Tech	W	42	40
Alabama	L	28	33
Tennessee*	W	33	30
Tennessee	L	33	34
Kentucky	L	41	61
Georgia Tech (S)	L	37	42

(S) SEC Tournament, Atlanta

1936-37 — WON 6, LOST 10 (3-7 in SEC/11th)

Head Coach: Jim Buford
Captain: Ken Overly

MTSU W	39	30	
MTSU* W	39	12	
Sewanee	W	46	26
Chattanooga*	W	34	28
Georgia Tech	L	27	39
Alabama	W	23	19
Western Kentucky	L	27	40
Kentucky*	L	26	41
Western Kentucky*	L	15	35
Tennessee*	L	30	50
Alabama*	L	19	29
Georgia Tech*	L	30	40
Tennessee	L	28	34
Chattanooga [OT]	L	29	30
Kentucky	L	19	51
Sewanee*	W	43	38

Not invited to SEC Tournament

1937-38 — WON 9, LOST 12 (4-8 in SEC/10th)

Head Coach: Jim Buford
Captain: Ed Hunter

Mississippi (M)	L	30	68
Austin Peay State*	W	43	42
Western Kentucky*	L	25	39
Tennessee Tech*	W	34	31
Austin Peay State	W	49	31
Georgia Tech	L	25	59
Sewanee*	L	28	32
Tennessee Tech	L	16	21
Alabama	W	39	36
Western Kentucky	L	18	38
Tennessee*	L	30	37
Kentucky*	L	19	42
Alabama*	W	46	26
Georgia Tech*	L	35	40
Florida*	W	59	24
Chattanooga	W	44	30
Tennessee	L	26	38
Kentucky	L	24	48
Sewanee	W	41	35
Alabama (S)	W	50	26
Georgia Tech (S)	L	18	50

(M) Played at Memphis

(S) SEC Tournament, Baton Rouge, La.

1938-39 — WON 14, LOST 7 (7-5 in SEC/6th)

Head Coach: Jim Buford
Captain: Ed Hunter

Austin Peay State*	W	42	35
Cumberland*	W	37	30
Lipscomb*	W	42	31
Cumberland*	W	48	36
Georgia Tech	L	24	30
Lipscomb	L	33	40
Sewanee	W	37	30
Tennessee	L	31	33
Kentucky*	L	37	51
Alabama*	W	36	34
Western Kentucky	L	31	51
Georgia Tech*	W	49	42
Sewanee*	W	70	42
Auburn*	W	49	42
Western Kentucky*	W	53	49
Tennessee*	W	56	38
Chattanooga	W	61	24
Kentucky	L	27	52
Mississippi State (S)	W	73	40
Alabama (S)	W	41	33
Tennessee (S)	L	36	39

(S)—SEC Tournament, Knoxville

1939-40 — WON 10, LOST 12 (5-7 in SEC/10th)

Head Coach: Jim Buford
Captain: Ross Hanna

Austin Peay State*	L	28	40
Murray*	W	46	37
Cumberland*	W	51	39
Lipscomb*	L	44	50
Auburn*	W	51	45
Georgia Tech	L	43	49
Tennessee	L	23	29
Alabama	L	31	43
Auburn W	50	46	
Tennessee*	L	31	34
Kentucky*	W	40	32
Cumberland	W	56	49
Alabama*	L	29	32
Georgia Tech	L	39	57
Sewanee*	W	52	39
Lipscomb	L	41	44
Western Kentucky*	L	25	36
Tennessee Tech*	W	37	35
Sewanee	W	31	28
Kentucky	L	38	43
Mississippi State (S)	W	46	36
Kentucky (S)	L	34	44

(S) SEC Tournament, Knoxville

1940-41 — WON 8, LOST 9 (3-9 in SEC/11th)

Head Coach: Jim Buford
Captain: "Pinky" Lipscomb

J14 Sewanee	W	42	28
J17 Georgia	W	50	44
J18 Georgia Tech	L	48	55
J20 Sewanee*	W	46	24
J24 Alabama	L	24	48
J25 Auburn	L	44	45
J28 Alabama*	L	28	40
F1 Kentucky*	L	50	51
F3 Lipscomb*	W	57	42
F7 Mississippi*	W	80	47
F13 Auburn*	W	47	39
F15 Georgia Tech*	W	54	41
F17 Tennessee*	L	36	37
F22 Tennessee	L	25	46
F24 Kentucky	L	31	58
F27 LSU (S)	W	63	49
F28 Florida (S)	L	41	47

(S) SEC Tournament, Louisville, Ky.

1941-42 — WON 7, LOST 9 (3-8 in SEC/10th)

Head Coach: Norm Cooper
Captain: Harrison Rue

Sewanee*	W	50	34
Auburn L	33	35	
Georgia Tech	W	39	32
Sewanee	W	50	20
Alabama	L	19	33
Auburn*	L	45	50
Alabama* [OT]	L	33	37
Georgia*	W	58	38
Mississippi State	W	41	38
Mississippi	L	31	38
Lipscomb*	W	59	29
Camp Forest*	W	39	34
Georgia Tech*	L	27	35
Tennessee*	L	33	34
Tennessee	L	26	39
Auburn (S)	L	34	36

(S) SEC Tournament, Louisville, Ky.

1942-43 — WON 10, LOST 8 (9-7 in SEC/6th)

Head Coach: Norm Cooper
Captain: Julian Olsen

Auburn*	W	54	39
Georgia	W	39	35
Georgia Tech	L	29	43
Alabama	L	26	29
Alabama*	W	31	27
Auburn W	48	43	
Kentucky	L	38	39
Mississippi State	L	40	45
Mississippi	L	44	49
Kentucky*	L	43	54
Mississippi*	W	55	30
Mississippi State*	W	45	35
Georgia Tech*	W	52	28
Tennessee*	W	30	27
Lipscomb	W	41	28
Tennessee	L	22	44
Georgia*	W	66	31
Tennessee (S)	L	31	41

(S) SEC Tournament, Louisville

1943-44 — WON 12, LOST 3 (No formal SEC schedule)

Head Coach: Smokey Harper
Game Captains appointed

Thayer Hospital*	W	42	22
Vandy ASTP*	W	48	38
Lipscomb*	W	50	45
Convair	L	60	68
20th Ferrying Cm.	W	40	26
Convair	W	41	39
20th Armored*	W	49	32
Tennessee Tech*	W	59	42
20th Armored	W	49	32
Tennessee Tech	W	56	32
Lipscomb	W	40	35
508th Air Base	W	42	38
Navy A.A.C.*	L	17	47
Navy A.A.C.	W	37	31
Georgia Tech (S)	L	51	63

(S) SEC Tournament, Louisville, Ky.

1944-45 — WON 6, LOST 6 (No formal SEC schedule)

Head Coach: Gus Morrow
Captain: Dave Scobey

Tennessee Tech	L	44	50
Lipscomb	W	65	35
Tennessee Tech	L	40	54
Smyrna Bombers	L	38	75
Sewanee*	W	51	46
Thayer Hospital	L	38	44
Southwestern	W	59	40
Smyrna Bombers*	L	53	74
Lipscomb	W	60	34
Sewanee	L	38	51
Thayer Hospital*	W	50	38
Southwestern*	W	66	48

ANNUAL RECORDS



1945-46 — WON 3, LOST 10 (2-5 in SEC/9th)

Head Coach: Gus Morrow
Captain: Jay Ball

J5	Louisville	L	27	60
J14	Georgia*	W	44	41
J18	Southwestern	W	38	20
J19	Mississippi	W	39	31
J21	Western Kentucky*	L	32	45
J23	Western Kentucky	L	29	42
J26	Georgia	L	39	51
F4	Kentucky*	L	37	59
F9	Kentucky (P)	L	31	64
F16	Murray	L	34	53
F18	Tennessee*	L	33	55
F23	Tennessee	L	32	42
	Tennessee (S)	L	32	46

(P) Played at Paducah, Ky.

(S) SEC Tournament, Louisville, Ky.

1946-47 — WON 7, LOST 8 (4-7 in SEC/8th)

Head Coach: Norm Cooper
Captain: Tommy Owen

D14	Sewanee*	W	51	30
D20	Sewanee	W	60	37
J11	Alabama*	L	36	49
J13	Kentucky*	L	30	80
J18	Southwestern*	W	64	39
J24	Auburn	W	38	37
J25	Alabama	L	33	38
J29	LSU (M)	L	52	62
F1	Auburn*	W	59	58
F3	Mississippi State*	W	64	44
F8	Mississippi*	W	55	40
F17	Tennessee*	L	47	54
F21	Kentucky	L	41	84
F22	Tennessee	L	21	56
F27	Kentucky (S)	L	29	98

(M) Played at Memphis

(S) SEC Tournament, Louisville, Ky.

1947-48 — WON 8, LOST 14 (4-11 in SEC/12th)

Head Coach: Bob Polk
Captain: Mike Craig

D2	Lipscomb*	W	57	43
D5	Mississippi State	L	46	51
D6	Mississippi	L	42	53
D18	Mississippi*	W	71	49
D20	Xavier	L	42	79
J2	Tulane (at Memphis)	L	56	64
J3	Southwestern	W	64	40
J10	Mississippi State*	W	51	48
J16	Tulane	L	44	63
J17	LSU	L	54	56
J20	Xavier*	L	42	62
J23	Auburn	L	41	46
J24	Alabama	L	31	60
F2	Auburn*	W	55	47
F6	Lipscomb	W	57	37
F9	Kentucky*	L	51	82
F14	Alabama*	W	58	32
F16	Tennessee*	L	48	63
F20	Kentucky	L	43	79
F21	Tennessee	L	53	72
F28	Southwestern*	W	61	47
M5	Tulane (S)	L	53	67

(S) SEC Tournament, Louisville, Ky.

1948-49 — WON 14, LOST 8 (9-5 in SEC/4th)

Head Coach: Bob Polk
Captain: Mike Craig

D4	Lipscomb	W	65	41
D6	Chattanooga	W	66	51
D10	Cumberland	W	77	32
D20	Lipscomb*	W	57	37
D29	Drake (C)	L	46	47
D30	Dartmouth (C)	L	52	64
J3	Washington (Mo.)	W	47	43
J10	Tennessee*	L	51	53
J15	Mississippi	W	62	49
J17	Mississippi State	W	35	29
J22	Auburn	L	46	48
J24	Alabama	W	36	31
J29	Tennessee	L	64	67
J31	Kentucky*	L	50	72
F5	Auburn*	W	52	42
F7	Mississippi*	W	64	52
F12	Alabama*	W	68	42
F14	Mississippi State*	W	90	45
F19	LSU*	W	61	51
F21	Tulane*	W	56	54
F26	Kentucky	L	37	70
M4	LSU (S)	L	56	60

(C) Com Bowl Tournament, Des Moines, Iowa

(S) SEC Tournament, Louisville, Ky.

1949-50 — WON 17, LOST 8 (11-3 in SEC/2nd)

Head Coach: Bob Polk
Captain: Billy Joe Adcock

N28	Lipscomb	W	62	39
D1	New York Univ. [OT]	W	65	59
D3	Temple	L	35	55
D6	Chattanooga*	W	75	40
D10	Lipscomb*	W	66	42
D12	Temple (O)	W	49	45
D27	Oklahoma A&M (A)	L	61	62
D28	Baylor (A)	L	53	61
D29	Alabama (A)	W	53	44
J2	Washington (Mo.)*	L	53	55
J7	Tennessee	W	67	52
J14	Mississippi State	W	62	50
J16	Mississippi	W	44	37
J21	Auburn	W	58	47
J23	Alabama	L	44	47
J28	Tennessee*	W	50	44
J30	Kentucky*	L	54	58
F4	Florida*	W	54	34
F6	Auburn*	W	63	51
F11	Alabama*	W	47	38
F13	Mississippi State*	W	85	50
F16	Mississippi*	W	80	47
F20	MTSU*	W	74	39
F25	Kentucky	L	66	70
M3	Tennessee (S)	L	44	50

(O) Played at Owensboro, Ky.

(A) All-College Tournament, Oklahoma City, Okla.

(S) SEC Tournament, Louisville, Ky.

1950-51 — WON 19, LOST 8 (10-4 in SEC/2nd)

Head Coach: Bob Polk
Captain: George Kelley

D4	MTSU*	W	58	45
D9	Lipscomb* [OT]	W	71	69
D18	Florida*	W	81	64
D21	Holy Cross	L	62	64
D23	New York Univ.	L	56	87
D27	Texas (A)	L	49	55
D28	Baylor (A)	W	54	53
D29	Tulsa (A)	W	56	49
J2	Lipscomb	L	57	59
J6	Auburn*	W	61	51
J8	Alabama*	W	49	35
J13	Mississippi	W	70	63

J15	Mississippi State	W	63	60
J20	LSU	W	69	61
J23	Tennessee*	W	58	57
J27	Kentucky*	L	49	74
F5	Tennessee	L	59	61
F10	Georgia Tech*	W	65	47
F13	Sewanee*	W	63	44
F15	Tulane	L	55	90
F17	Georgia Tech	W	69	67
F19	Kentucky	L	57	89
F26	Georgia*	W	69	57
	Tennessee (S)	W	88	52
	Georgia (S)	W	70	60
	LSU (S)	W	75	63
	Kentucky (S)	W	61	57

(A) All-College Tournament, Oklahoma City, Okla.

(S) SEC Tournament, Louisville, Ky.

1951-52 — WON 18, LOST 9 (9-5 in SEC/2nd)

Head Coach: Bob Polk
Game Captains

D1	Bradley	W	55	51
D4	MTSU*	W	80	49
D6	Lipscomb*	W	78	63
D9	Sewanee	W	86	63
D17	Texas Tech*	W	55	49
D20	Rice*	W	65	56
D22	St. John's	L	54	69
D27	Baylor (W)	W	60	53
D28	TCU (W)	L	49	51
D29	Texas (W)	L	49	65
J5	Tennessee*	W	80	60
J7	LSU*	W	58	47
J14	Auburn	W	73	61
J16	Alabama	L	44	63
J19	Florida	L	70	86
J22	Tennessee	L	50	68
J28	Kentucky*	L	51	88
J31	Lipscomb	W	80	69
F2	Georgia Tech*	W	92	67
F4	Mississippi*	W	59	51
F9	Mississippi State	W	86	61
F11	Tulane*	W	84	63
F16	Georgia	W	73	51
F18	Georgia Tech	W	83	58
F21	Kentucky	L	45	75
F28	Georgia (S)	W	61	49
F29	Florida (S) [OT]	L	63	66


(W) SWC Tournament, Dallas, Texas

(S) SEC Tournament, Louisville, Ky.

1952-53 — WON 10, LOST 9 (5-8 in SEC/7th)

Head Coach: Bob Polk
Captain: Bob White

D1	Duke	L	88	94
D6	Virginia*	W	90	83
D8	Lipscomb*	W	92	66
D20	Texas*	W	84	66
D22	Baylor*	W	73	66
D30	Tennessee*	W	77	69
J1	Yale*	W	95	67
J3	Tulane	L	53	76
J5	LSU	L	61	74
J10	Georgia Tech*	W	72	60
J12	Florida*	W	85	73
J17	Georgia*	W	97	66
J24	Tennessee	L	79	83
J26	Georgia Tech	L	79	85
F7	Auburn*	L	66	71
F14	Mississippi State	L	75	82
F16	Mississippi	L	65	79
F23	Alabama*	L	80	88
F28	Tennessee*	W	85	64



In the early 1950s, George Kelley (left) and Billy Joe Adcock each served as captains on Vanderbilt squads that achieved second-place SEC finishes.

1953-54 — WON 12, LOST 10 (5-9 in SEC/8th)

Head Coach: Bob Polk
Captain: Dan Finch

D1	Sewanee*	W	76	59
D5	Texas Tech*	W	75	71
D7	Duke*	W	71	66
D12	SMU*	W	72	65
D19	Baylor*	W	65	60
D21	Rice*	L	60	79
D30	Auburn*	W	96	48
J2	MTSU*	W	86	65
J9	Tennessee	L	53	62
J11	Georgia Tech	W	65	55
J16	Mississippi State*	W	79	69
J18	Mississippi*	L	74	78
J23	Georgia Tech*	W	84	65
J30	Kentucky*	L	63	85
F6	Auburn	L	73	76
F8	Alabama	L	75	87
F13	Tulane*	L	63	71
F15	LSU*	L	69	82
F22	Kentucky	L	64	100
F27	Florida	W	76	68
M1	Georgia	W	83	67
M6	Tennessee*	L	76	80

1954-55 — WON 16, LOST 6 (9-5 in SEC/3rd)

Head Coach: Bob Polk
Game Captains

D4	Sewanee*	W	88	48
D6	Washington & Lee*	W	104	88
D11	TCU*	W	71	50
D20	Texas*	W	94	67
D29	Stanford*	L	64	72
J1	Mississippi*	W	94	69
J3	William & Mary*	W	86	61
J8	Tennessee	W	73	69
J10	Georgia Tech	W	71	69
J15	Mississippi State	W	72	52
J17	Mississippi	L	63	77
J22	Georgia Tech*	W	83	63
J24	Lipscomb*	W	88	61
J29	Kentucky*	L	71	75
F5	Auburn*	W	79	74
F7	Alabama*	W	78	57
F12	Tulane	L	58	62
F14	LSU	L	59	66
F19	Tennessee*	W	76	71
F21	Kentucky	L	59	71

COMMODORES®



ANNUAL RECORDS

1955-56—WON 19, LOST 4 (11-3 in SEC/3rd)

Head Coach: Bob Polk
Game Captains

D1	Sewanee*	W	84	45
D3	Texas A&M*	W	79	69
D5	Ohio State	W	76	67
D10	Oklahoma*	W	78	69
D19	Georgia*	W	85	61
D21	Nebraska	W	66	48
D23	Iowa State	L	76	87
D29	New Mexico A&M*	W	64	40
J3	William & Mary* [2OT]	W	89	80
J7	Tennessee	W	84	57
J9	Georgia Tech	W	72	59
J14	Mississippi*	W	88	73
J16	Georgia Tech*	W	67	64
J21	Kentucky*	W	81	73
J28	Mississippi State*	W	69	49
F4	Georgia	W	69	56
F6	Alabama	L	61	88
F11	LSU*	W	107	68
F13	Tulane*	W	74	67
F18	Tennessee*	W	96	68
F20	Kentucky	L	55	76
F25	Florida	W	80	75
F27	Auburn	L	65	74

1956-57 — WON 17, LOST 5 (10-4 in SEC/2nd)

Head Coach: Bob Polk
Game Captain

D1	Minnesota	L	60	63
D4	Sewanee*	W	87	45
D8	Mississippi*	W	90	61
D17	Texas*	W	94	67
D19	New Mexico*	W	81	59
D22	Nebraska*	W	78	54
D29	Arizona*	W	107	76
J2	William & Mary*	W	80	65
J5	Tennessee	W	71	68
J7	Georgia Tech	W	81	73
J12	Mississippi	L	66	68
J14	Mississippi State	L	62	63
J19	Georgia Tech*	W	93	74
J26	Kentucky*	L	83	91
F2	Auburn*	W	83	78
F4	Alabama*	W	61	50
F9	LSU	W	78	66
F11	Tulane	W	71	53
F16	Tennessee*	W	69	62
F18	Kentucky	L	78	80
F23	Florida*	W	75	59
F25	Georgia*	W	75	51

1957-58 — WON 14, LOST 11 (7-7 in SEC/7th)

Head Coach: Bob Polk
Captain: Jim Henry

D2	Sewanee*	W	91	53
D7	Minnesota*	L	85	89
D9	VMI*	W	105	74
D14	SMU	L	58	72
D16	Southwestern*	W	98	48
D18	The Citadel*	W	90	61
D21	Georgia*	W	74	64
D23	N. Mexico A&M*	W	73	59
D28	Maryland (S)	L	56	71
D29	Loyola (La.) (S)	L	80	84
J2	Brigham Young*	W	89	56
J4	Tennessee	L	55	67
J6	Kentucky*	L	81	86
J11	Mississippi*	W	68	59
J13	Mississippi State*	W	74	62
J18	Georgia Tech	L	60	81
F1	Auburn	L	69	77
F3	Alabama	L	60	65
F8	LSU*	W	78	60
F10	Tulane*	W	80	65

F15	Tennessee*	W	83	70
F17	Kentucky	L	61	65
F22	Florida	L	53	73
F24	Georgia	W	69	66
M1	Georgia Tech*	W	60	59

(S) Sugar Bowl Tournament

1958-59 — WON 14, LOST 10 (8-6 in SEC/5th)

Acting Head Coach: Roy Skinner
Captain: Jim Henry

D2	Sewanee*	W	71	42
D6	Minnesota	L	76	77
D8	Missouri [OT]	L	72	78
D13	SMU	L	72	80
D15	Hardin-Simmons*	W	80	52
D17	Wyoming*	W	70	65
D20	Dartmouth*	W	87	71
D29	Virginia*	W	75	64
D30	Navy*	L	61	67
J3	Tennessee	L	60	65
J6	Kentucky*	W	75	66
J10	Mississippi [OT]	W	79	74
J12	Mississippi State	L	65	83
J17	Georgia Tech	L	61	80
J31	Auburn*	L	61	64
F2	Alabama*	W	81	59
F7	LSU	W	72	57
F9	Tulane [OT]	W	64	62
F14	Tennessee*	W	76	60
F18	Kentucky	L	71	83
F21	Florida	W	77	66
F23	Georgia*	W	78	50
F28	Georgia Tech*	L	67	71
M5	Baylor*	W	61	60

1959-60 — WON 14, LOST 9 (7-7 in SEC/6th)

Head Coach: Bob Polk
Captain: Ben Rowan

D1	Sewanee*	W	87	68
D5	Minnesota*	L	59	72
D7	Arkansas State*	W	98	66
D10	Rice	W	82	72
D12	SMU	L	67	86
D15	Georgia*	W	79	67
D19	South Carolina*	W	85	73
D28	Yale*	W	76	65
D29	Princeton*	W	72	54
J2	Tennessee	L	60	72
J5	Kentucky*	L	59	76
J9	Mississippi*	L	66	58
J11	Mississippi State*	W	79	72
J16	Georgia Tech [OT]	L	66	74
J30	Auburn	L	54	55
F1	Alabama	L	54	61
F6	LSU*	W	80	68
F8	Tulane* [OT]	W	68	64
F13	Tennessee*	W	63	53
F16	Kentucky	L	60	68
F20	Florida [OT]	L	75	81
F22	Georgia	W	80	75
F27	Georgia Tech*	W	62	57

1960-61 — WON 19, LOST 5 (10-4 in SEC/2nd)

Head Coach: Bob Polk
Captain: Bill Depp

D2	Michigan*	W	58	43
D5	Florida State*	W	75	55
D10	SMU*	W	76	64
D12	Alabama	W	77	61
D17	Rice*	W	70	44
D19	Texas Tech	W	80	78
D21	New Mexico	W	66	59
D30	UT-Chattanooga*	W	92	78
J3	Sewanee*	W	80	57
J7	Tennessee	W	68	66
J9	Kentucky*	W	64	62

J14	Mississippi State	L	65	74
J16	Mississippi	L	72	74
J21	Georgia Tech	W	69	56
F4	Auburn*	W	58	53
F6	Alabama*	W	73	70
F11	Tulane	W	63	60
F13	LSU	L	61	65
F18	Tennessee*	W	76	60
F21	Kentucky	L	59	60
F25	Florida*	W	77	60
F27	Georgia*	W	87	76
M4	Georgia Tech*	W	79	59
M9	Kentucky (N)	L	67	88

(N) NCAA Tournament, Knoxville

1961-62—WON 12, LOST 12 (6-8 in SEC/6th)

Head Coach: Roy Skinner
Captain: Bobby Bland

D4	Sewanee*	W	76	43
D9	Texas Tech*	L	64	71
D11	Alabama* [OT]	W	65	63
D16	Army*	W	67	52
D19	Rice	L	64	71
D21	SMU	L	73	91
D23	Missouri*	W	77	65
D28	Virginia Tech (G)	L	78	79
D29	Navy (G)	W	77	74
J2	Yale*	W	79	69
J6	Tennessee	L	83	85
J8	Kentucky*	L	68	77
J13	Mississippi State*	W	100	86
J15	Mississippi*	W	80	58
J20	Georgia Tech	L	66	71
F3	Auburn	L	68	89
F5	Alabama	L	76	82
F10	Tulane*	W	77	65
F12	LSU*	W	70	67
F17	Tennessee*	W	97	76
F19	Kentucky	L	80	87
F24	Florida	L	68	78
F26	Georgia	L	69	71
M3	Georgia Tech*	W	88	74

(G) Gator Bowl Tournament

1962-63 — WON 16, LOST 7 (9-5 in SEC/4th)

Head Coach: Roy Skinner
Captain: John Russell

D4	Rice*	W	80	68
D8	SMU*	W	69	62
D11	Duke	L	70	90
D15	Pennsylvania	L	70	74
D18	Louisville*	W	95	72
D22	Virginia Tech*	W	80	72
D28	Clemson (P)	W	60	58
D29	Furman (P)	W	69	68
J2	Western Kentucky*	W	71	69
J5	Tennessee	W	68	50
J7	Kentucky*	L	82	106
J12	Mississippi State	L	55	58
J14	Mississippi*	W	79	72
F2	Auburn*	L	59	62
F4	Alabama*	W	74	73
F8	LSU	L	56	63
F9	Tulane	W	80	69
F13	Georgia Tech	L	62	67
F16	Tennessee*	W	74	72
F18	Kentucky	W	69	67
F23	Florida*	W	78	74
F25	Georgia*	W	82	64
M2	Georgia Tech*	W	75	74

(P) Poinsettia Tournament

1963-64—WON 19, LOST 6 (8-6 in SEC/4th)

Head Coach: Roy Skinner
Game Captains

D2	Rice	W	82	68
D3	SMU	W	79	60
D7	Western Kentucky	W	82	60
D11	Duke* [OT]	W	97	92
D14	Arkansas*	W	101	77
D18	TCU*	W	113	56
D21	Louisville	W	91	82
D27	Memphis* (V)	W	85	79
D28	South Carolina* (V)	W	106	78
D31	VMI*	W	87	71
J4	Tennessee	L	55	57
J6	Kentucky*	W	85	83
J11	Mississippi State*	W	90	56
J13	Mississippi*	W	88	81
J28	Arkansas State*	W	108	73
F1	Auburn	L	63	81
F3	Alabama	W	111	73
F7	Tulane*	W	96	64
F8	LSU*	W	66	64
F12	Georgia Tech	L	71	75
F15	Tennessee*	L	62	64
F17	Kentucky	L	73	104
F22	Florida	W	91	78
F24	Georgia	L	69	81
F29	Georgia Tech*	W	103	89

(V) Vanderbilt Invitational

1964-65 — WON 24, LOST 4 SEC CHAMPIONS (15-1 in SEC/1st)

Head Coach: Roy Skinner
Captain: John Ed Miller

D3	Rice*	W	78	49
D5	SMU*	W	99	67
D8	Western Kentucky*	W	94	79
D12	Virginia Tech	L	64	69
D14	North Carolina	L	78	84
D18	Baylor* (V)	W	97	78
D19	Oklahoma State* (V)	W	60	58
D22	Miami (Ohio)*	W	74	68
D29	Texas Tech*	W	83	73
D30	Louisville*	W	80	47
J2	Tennessee*	W	77	72
J5	Kentucky	W	97	79
J9	Mississippi State	W	94	70
J11	Georgia	W	75	62
J25	Mississippi	W	84	70
J30	Auburn*	W	105	77
F6	Tulane	W	85	67
F8	LSU	W	96	85
F13	Tennessee	L	66	79
F16	Kentucky*	W	91	90
F20	Florida*	W	80	78
F22	Georgia*	W	89	72
F27	Alabama*	W	75	54
M1	Auburn	W	79	64
M6	Tulane*	W	85	62
M8	LSU*	W	106	69
M12	DePaul (N)	W	83	78
M13	Michigan (N)	L	85	87

(V) Vanderbilt Invitational
(N) NCAA Midwest Regionals, Lexington, Ky.

1965-66 — WON 22, LOST 4 (13-3 in SEC East/2nd)

Head Coach: Roy Skinner
Captain: Clyde Lee

D1	Wittenberg*	W	87	59
D7	Tennessee	W	53	50
D11	North Carolina*	W	81	72
D13	Wake Forest*	W	102	82
D17	Army (L)	W	71	62
D18	West. Kentucky (L)	W	72	69
D21	California*	W	91	64
D23	Northwestern	W	59	58

ANNUAL RECORDS



COMMODORES®

D28	Syracuse* (V)	W	113	98
D29	USC* (V)	L	72	74
D30	Purdue* (V)	W	94	72
J4	Tulane*	W	91	69
J8	Georgia	W	77	63
J10	Mississippi*	W	106	58
J12	Tennessee*	W	53	52
J15	Kentucky	L	83	96
J29	LSU*	W	98	66
J31	Auburn*	W	68	63
F2	Kentucky*	L	90	105
F12	Alabama [OT]	W	71	63
F14	Auburn	W	91	76
F19	Florida	W	89	86
F21	Georgia*	W	117	97
F26	LSU	W	102	84
F28	Tulane	W	97	72
M5	Mississippi State*	L	90	92

(L) L.A. Classic
(V) Vanderbilt Invitational

1966-67—WON 21, LOST 5 (14-4 in SEC/T2nd)

Head Coach: Roy Skinner
Captain: Jerry Southwood

D1	Western Kentucky	W	76	70
D3	SMU*	W	89	76
D5	Southwestern La.*	W	101	68
D10	Wake Forest	W	88	82
D13	Duke	L	89	97
D16	Portland* (V)	W	98	63
D17	LaSalle* (V)	W	100	95
D19	Florida*	W	77	69
D21	Northwestern*	W	116	92
D31	Auburn	L	51	64
J2	Alabama [OT]	W	84	81
J5	Kentucky [OT]	W	91	89
J9	Tennessee*	W	65	59
J14	Mississippi [2OT]	W	78	70
J16	Auburn*	W	71	65
J28	Mississippi State*	W	79	64
J30	LSU	W	79	77
F4	Florida	L	75	83
F6	Georgia [2OT]	W	51	41
F11	Mississippi*	W	72	67
F18	Tennessee	L	53	70
F20	Alabama*	W	117	80
F25	Georgia*	W	71	61
F27	Mississippi State	L	71	74
M4	Kentucky*	W	110	94
M6	LSU*	W	75	66

(V) Vanderbilt Invitational

1967-68—WON 20, LOST 6 (12-6 in SEC/3rd)

Head Coach: Roy Skinner
Co-Captains:
Bob Warren, Bo Wyenandt

D2	SMU* [OT]	W	88	84
D4	Auburn*	W	78	65
D9	North Carolina*	W	89	76
D12	Davidson* [OT]	W	81	79
D16	Duke*	W	76	75
D18	Florida	L	72	74
D22	Seton Hall* (V)	W	85	67
D23	Oregon* (V)	W	70	59
D29	Michigan State (S)	W	73	63
D30	Davidson (S)	W	80	67
J2	Alabama*	W	67	61
J6	Kentucky*	L	78	94
J8	Tennessee	L	62	64
J13	Mississippi*	W	96	70
J15	Auburn	W	74	65
J27	Mississippi State	W	90	69
J29	LSU	W	99	91
F3	Florida*	L	85	91
F5	Georgia*	W	82	77
F10	Mississippi	W	90	72
F17	Tennessee*	W	75	63

F19	Alabama	W	89	74
F24	Georgia	L	77	91
F26	Mississippi State*	W	84	73
M2	Kentucky	L	80	85
M4	LSU	W	115	86

(S) Sugar Bowl
(V) Vanderbilt Invitational

1968-69 — WON 15, LOST 11 (9-9 in SEC East/T5th)

Head Coach: Roy Skinner
Captain: Tom Hagan

D2	SMU*	W	97	94
D7	Davidson	L	84	101
D9	North Carolina	L	78	100
D14	Mississippi State*	W	108	87
D16	Bowling Green*	W	92	67
D20	Rice* (V)	W	85	77
D21	Kansas State* (V)	W	92	80
D23	USC*	W	85	75
D30	North Carolina State	W	65	59
J4	Georgia	L	80	102
J6	Florida	W	62	55
J9	LSU*	W	94	92
J11	Alabama*	W	76	73
J13	Mississippi*	W	62	55
J25	Auburn*	L	79	92
F1	Kentucky	L	89	103
F3	Tennessee	L	61	65
F8	Georgia*	L	83	90
F10	Florida*	L	73	75
F12	Mississippi	L	67	75
F15	Alabama	W	89	74
F17	LSU	W	85	83
F22	Auburn	L	75	85
M1	Kentucky*	W	101	99
M3	Tennessee*	L	60	70
M8	Mississippi State	W	120	83

(V) Vanderbilt Invitational

1969-70 — WON 12, LOST 14 (8-10 in SEC/6th)

Head Coach: Roy Skinner
Captain: Perry Wallace

D1	The Citadel*	W	89	58
D3	Mississippi	W	87	75
D6	USC	L	89	108
D8	SMU	W	104	99
D11	LSU	L	86	109
D13	Mississippi State	W	93	79
D15	Kansas State	L	78	91
D19	Dartmouth* (V)	L	82	83
D20	St. Louis* (V)	W	76	66
D22	North Carolina St.*	L	70	76
D27	Portland*	W	124	73
J3	Georgia*	L	68	72
J5	Florida*	W	90	79
J10	Alabama	W	88	85
J24	Auburn*	L	75	84
J31	Kentucky*	W	89	81
F2	Tennessee*	L	72	77
F7	Georgia	L	90	94
F9	Florida	L	79	81
F11	Mississippi*	L	80	83
F14	LSU*	L	89	99
F16	Alabama*	W	101	79
F21	Auburn	W	92	74
F28	Kentucky	L	86	90
M2	Tennessee	L	76	83
M7	Mississippi State*	W	78	72

(V) Vanderbilt Invitational



Perry Wallace (1968-70) was a focus of attention during his playing days as the first African-American scholarship basketball player in the SEC. By his senior season, Wallace was named an All-league performer and earned the school's top honor for achievement in all aspects of university life.

1970-71—WON 13, LOST 13 (9-9 in SEC/T4th)

Head Coach: Roy Skinner
Captains: Ralph Mayes, Thorpe Weber

D1	Louisville*	L	74	82
D5	Miami (Ohio)*	W	74	67
D8	Illinois	L	79	96
D12	Mississippi State*	W	86	73
D14	Kansas State*	L	74	81
D18	Clemson* (V)	W	75	61
D19	St. John's* (V)	L	81	85
D22	Mississippi*	W	130	112
D29	Cincinnati (S)	W	86	83
D30	Toledo (S)	W	92	76
J2	Georgia	W	76	69
J4	Florida [3OT]	L	82	84
J9	Alabama*	W	93	76
J23	Auburn*	W	107	86
J30	Kentucky	L	92	102
F1	Tennessee	W	65	60
F6	Georgia*	W	74	60
F8	Florida*	W	92	81
F10	Mississippi	L	88	94
F13	LSU	W	81	75
F15	Alabama	L	74	75
F20	Auburn	L	94	96
F27	Kentucky*	L	90	119
M1	Tennessee*	L	69	79
M4	LSU*	L	85	87
M6	Mississippi State	L	73	81

(V) Vanderbilt Invitational
(S) Sugar Bowl Tournament

1971-72—WON 16, LOST 10 (10-8 in SEC/4th)

Head Coach: Roy Skinner
Captain: Tom Arnholt

D2	SMU	L	79	89
D4	St. John's	L	81	98
D6	Boston College	W	82	75
D10	Bradley (V)	W	82	80
D11	Memphis (V)	W	83	82
D23	Illinois*	W	95	92
D30	Rice*	W	105	87
J1	Mississippi State	L	69	76
J3	LSU	W	80	73
J8	Georgia*	W	80	76
J10	Florida*	W	104	87
J15	Alabama	L	76	79
J18	Cornell*	W	101	80
J24	Kentucky	L	80	106
J26	Mississippi	L	65	92

J29	Auburn*	W	85	77
F5	Kentucky* [OT]	L	80	85
F7	Tennessee*	L	75	81
F12	Georgia	L	91	98
F14	Florida	W	90	74
F16	Mississippi*	W	89	83
F19	LSU*	W	104	83
F21	Alabama*	W	111	91
F26	Auburn	W	93	87
M6	Tennessee	L	74	87
M9	Mississippi State*	W	104	82

(V) Vanderbilt Invitational

1972-73—WON 20, LOST 6 (13-5 in SEC/T2nd)

Head Coach: Roy Skinner
Captain: Jan van Breda Kolff

N30	Louisville	W	66	57
D2	Kansas	W	72	64
D4	SMU*	W	98	78
D8	Columbia* (V)	W	70	61
D9	West. Kentucky* (V)	W	103	88
D11	MTSU	W	69	57
D13	Mississippi*	W	59	57
D23	Boston College*	W	78	62
D30	Memphis*	L	71	74
J2	LSU	W	71	66
J6	Georgia	W	89	86
J8	Florida	L	72	80
J13	Alabama*	L	77	83
J17	Mississippi	W	59	49
J20	Mississippi State*	W	75	69
J22	Kentucky*	W	76	75
J27	Auburn	L	77	81
F3	Kentucky	W	83	76
F5	Tennessee	L	62	72
F10	Georgia*	W	87	52
F12	Florida*	W	78	71
F17	LSU*	W	82	72
F19	Alabama	L	78	87
F24	Auburn*	W	98	70
M3	Tennessee*	W	86	74
M10	Mississippi State	W	74	70

(V) Vanderbilt Invitational



ANNUAL RECORDS



Jan Van Breda Kolff earned First Team All-SEC honors, averaging 10.9 points and 9.7 rebounds on Vanderbilt's 1974 SEC Championship squad.

1973-74—WON 23, LOST 5 SEC CHAMPIONS (15-3 in SEC/1st)

Head Coach: Roy Skinner
Captain: Jan van Breda Kolff

D1	Rice (I)	W	89	80
D3	Texas Tech	W	84	82
D7	Nebraska* (V)	W	82	58
D8	Tennessee St.* (V)	W	67	66
D11	Memphis	W	75	71
D13	Samford* [OT]	W	69	65
D22	Kansas*	W	83	72
D29	Vermont*	W	91	56
J5	Alabama*	W	73	72
J7	Mississippi State*	W	75	69
J12	LSU	L	81	84
J14	Georgia	W	91	71
J19	Auburn*	W	96	51
J21	Tennessee	W	82	65
J26	Mississippi*	W	71	56
J28	Kentucky	W	82	65
F2	Florida*	W	58	52
F4	Alabama	W	67	65
F9	Mississippi State	W	60	59
F11	LSU*	W	91	88
F16	Georgia*	W	83	78
F18	Auburn	W	89	79
F23	Tennessee*	L	53	59
F25	Mississippi	W	84	68
M2	Kentucky*	W	71	69
M9	Florida	L	77	80
M14	Marquette (N)	L	61	69
M16	Notre Dame (N)	L	88	118

(I) Preseason NIT
(V) Vanderbilt Invitational
(N) NCAA Mdeast Regionals

1974-75—Won 15, Lost 11 (10-8 in SEC/5th)

Head Coach: Roy Skinner
Captains: Jeff Fosnes, Butch Feher, Joe Ford

D2	St. John's*	W	73	53
D6	Virginia Tech* (V)	W	75	72
D7	So. Illinois* (V)	W	79	72
D9	Texas Tech*	W	95	86
D20	USC#	L	93	98

D21	Jacksonville# [2OT]	L	104	107
D23	Nebraska	L	66	81
D30	MTSU*	W	81	68
J4	Alabama	L	71	104
J6	Mississippi State	W	96	85
J11	LSU*	W	91	82
J13	Georgia*	W	102	80
J18	Auburn	L	89	93
J20	Tennessee*	L	61	65
J25	Mississippi	W	80	66
J27	Kentucky*	L	90	91
F1	Florida [OT]	L	90	101
F3	Alabama*	L	72	86
F8	Mississippi State*	W	76	72
F10	LSU	W	83	74
F15	Georgia	W	81	78
F17	Auburn*	W	85	78
F22	Tennessee	L	71	75
F24	Mississippi*	W	86	80
M1	Kentucky	L	84	109
M8	Florida*	W	102	83

(V) Vanderbilt Invitational
#—Trojan Invitational

1975-76—WON 16, LOST 11 (12-6 in SEC/3rd)

Head Coach: Roy Skinner
Captain: Joe Ford

N29	Iowa State	W	105	80
D2	Michigan	L	63	90
D5	USC* (V)	L	72	77
D6	Holy Cross* (V)	W	106	91
D13	Arkansas State*	W	81	65
D20	UNC-Charlotte*	L	61	78
D22	Nebraska*	L	57	68
D27	Boston College*	W	75	71
D29	Virginia Tech	L	85	99
J3	Alabama	L	66	83
J5	Mississippi State	W	71	66
J10	Georgia* [OT]	W	95	85
J12	Tennessee*	W	77	66
J17	Kentucky	L	76	77
J24	Auburn	W	71	59
J26	Florida [OT]	W	85	81
J31	LSU*	W	103	90
F2	Mississippi*	W	61	60
F7	Georgia [2OT]	W	71	69
F9	Tennessee	L	59	73
F14	Kentucky*	W	69	65
F21	Auburn*	W	80	72
F23	Florida*	W	71	67
F28	LSU	L	75	89
M1	Mississippi	L	72	81
M6	Mississippi State*	W	76	75
M8	Alabama* [OT]	L	77	84

(V) Vanderbilt Invitational

1976-77—WON 10, LOST 16 (6-12 in SEC/T6th)

Head Coach: Wayne Dobbs
Captain: Dicky Keffer

N27	Kansas State	L	66	89
D1	Louisville* [OT]	L	76	81
D4	St. John's	L	53	63
D6	Michigan*	L	76	97
D11	Mercer*	W	35	33
D21	Iowa State*	W	69	68
D23	Tennessee Tech*	W	106	71
D29	MTSU*	W	62	59
J3	Tennessee*	L	69	73
J5	Georgia*	W	72	69
J8	Kentucky*	L	62	64
J15	Florida	L	72	83
J17	Auburn	L	69	74
J22	Mississippi* [OT]	W	77	72
J24	LSU*	W	68	67
J29	Mississippi State	L	77	102
J31	Alabama	L	82	96
F5	Kentucky	L	73	113
F12	Florida*	W	85	72

F14	Auburn* [OT]	L	71	76
F19	Mississippi*	L	66	75
F21	LSU	L	74	95
F26	Mississippi State*	W	68	66
F28	Alabama*	L	77	78
M5	Georgia	W	74	71
M7	Tennessee	L	55	65

1977-78—WON 10, LOST 17 (6-12 in SEC/8th)

Head Coach: Wayne Dobbs
Game Captains

N26	Tennessee Tech	L	71	72
N29	St. John's*	L	54	59
D3	Louisville	L	66	96
D5	Kansas State*	L	55	69
D8	The Citadel [OT]	W	53	50
D10	Rice	W	87	69
D12	Cal Poly-Pomona*	W	88	72
D22	Virginia Tech*	L	75	76
D28	Richmond*	W	101	68
J2	Kentucky	L	59	72
J7	Auburn	L	61	74
J9	Florida	L	65	67
J14	Mississippi*	W	66	63
J16	LSU*	L	55	77
J21	Alabama	L	59	66
J23	Mississippi State	L	73	79
J28	Georgia*	W	64	56
J30	Tennessee*	W	56	55
F4	Auburn*	W	91	78
F6	Florida* [2OT]	W	59	57
F11	Mississippi	L	57	61
F13	LSU	L	73	80
F18	Alabama* [OT]	W	71	69
F20	Mississippi State*	L	48	55
F25	Georgia	L	62	64
F27	Tennessee	L	46	59
M6	Kentucky*	L	68	78

1978-79—WON 18, LOST 9 (11-7 in SEC/T3rd)

Head Coach: Wayne Dobbs
Game Captains

N24	Virginia Union#	W	75	63
N25	Richmond#	W	70	59
N27	San Francisco State*	W	82	52
D4	The Citadel*	W	78	63
D7	Tennessee Tech*	W	99	78
D11	SMU	L	64	68
D13	Cal Poly-Pomona*	W	65	62
D23	Rice*	W	88	59
J3	Auburn	W	57	55
J6	Mississippi*	W	94	70
J8	LSU*	W	88	87
J13	Mississippi State	L	68	74
J15	Alabama [OT]	W	75	73
J20	Georgia*	W	78	76
J22	Tennessee*	L	70	71
J24	Florida	W	57	56
J27	Auburn*	W	66	59
J29	Florida* [OT]	L	87	90
F3	Mississippi	W	66	58
F5	LSU	L	71	92
F7	Kentucky*	W	68	58
F10	Miss. State* [OT]	W	70	68
F12	Alabama*	W	65	57
F17	Georgia	L	60	63
F19	Tennessee	L	78	83
F23	Kentucky	L	70	96
F28	Auburn (S)	L	53	59

#—Spider Classic, Richmond, Va.
(S) SEC Tournament, Birmingham, Ala.

1979-80—WON 13, LOST 13 (7-11 in SEC/T6th)

Head Coach: Richard Schmidt
Captains: Mark Elliott, Clarence Smith, Tommy Springer

N30	Rice*	W	94	75
D4	Texas Wesleyan*	W	110	85
D6	Mississippi State*	L	106	110
D8	Memphis	W	87	72
D10	Cal Poly-Pomona*	W	90	74
D15	Alabama	L	68	90
D20	Texas Tech* [OT]	L	86	89
D27	Georgia State	W	65	53
D29	SMU*	W	88	77
J2	LSU*	W	77	66
J5	Georgia	L	66	88
J9	Auburn*	W	66	57
J12	Tennessee	L	63	71
J16	Mississippi*	L	66	67
J19	Kentucky	L	90	106
J21	Florida*	W	105	85
J26	Mississippi State*	W	92	74
J30	LSU	L	81	83
F2	Georgia*	W	70	69
F6	Auburn	W	77	73
F9	Tennessee*	L	48	51
F13	Mississippi	L	78	89
F15	Kentucky*	L	73	91
F20	Florida	W	74	71
F23	Alabama*	L	72	79
F27	Florida (S)	L	71	72

(S) SEC Tournament, Birmingham, Ala.

1980-81—WON 15, LOST 14 (7-11 in SEC/7th)

Head Coach: Richard Schmidt
Captains: Brian Allsmiller, Charles Davis, Mike Rhodes

N28	Iona#	W	92	56
N29	Western Kentucky#	W	78	76
D1	Iowa State*	W	97	87
D9	Duke* [OT]	L	69	72
D20	North Alabama*	W	111	79
D23	Memphis*	W	111	96
D27	Alabama*	W	93	91
D29	Tennessee Tech* %	W	97	64
D30	Boston College* %	L	72	87
J3	Mississippi State*	W	79	61
J7	LSU	L	61	77
J10	Georgia*	W	70	55
J14	Auburn	W	97	81
J17	Tennessee*	L	66	72
J21	Mississippi	L	44	46
J24	Kentucky*	L	64	78
J28	Florida	W	72	70
J31	Mississippi State	L	68	69
F4	LSU*	L	81	86
F7	Georgia	L	72	80
F11	Auburn*	L	55	69
F14	Tennessee	L	72	79
F18	Mississippi*	W	52	50
F21	Kentucky	L	48	80
F25	Florida*	W	73	64
F28	Alabama	L	68	82
M4	Mississippi State (S)	W	71	58
M5	Kentucky (S)	W	60	55
M6	Mississippi (S)	L	51	71

#—Wendy's Invitational, Bowling Green, Ky.

%—Music City Invitational Tournament
(S) SEC Tournament, Birmingham, Ala.

ANNUAL RECORDS



1981-82—WON 15, LOST 13 (7-11 in SEC/T7th)

Head Coach: C. M. Newton
Captains: John Derenbecker,
Willie Jones

N28	Duke [2OT]	W	76	75
D4	Cal St.-Long Beach#	W	72	70
D5	Arizona State#	L	53	65
D12	Alabama	L	68	79
D14	North Alabama*	W	116	88
D19	Indiana State*	W	72	66
D23	Samford*	W	98	63
D28	Austin Peay St.* (V)	W	74	55
D29	Ala.-Anchorage* (V)	W	72	68
J2	Mississippi State	W	66	53
J6	LSU*	L	73	80
J9	Georgia	L	53	76
J13	Auburn*	W	78	69
J16	Tennessee [OT]	L	69	71
J20	Mississippi*	W	65	55
J23	Kentucky	L	58	67
J27	Florida*	W	51	48
J30	Mississippi State*	L	31	33
F3	LSU	L	70	78
F6	Georgia*	L	57	68
FJ	Auburn	W	71	60
F13	Tennessee*	L	55	59
F17	Mississippi [OT]	L	48	51
F20	Kentucky*	L	69	73
F24	Florida	W	81	67
F27	Alabama*	W	80	63
M3	Florida (S) [OT]	W	47	46
M4	Tennessee (S)	L	54	57

#—Fiesta Classic, Tempe, Ariz.

(V) Music City Invitational Tournament

(S) SEC Tournament, Lexington, Ky.

1982-83—WON 19, LOST 14 (9-9 in SEC/T4th)

Head Coach: C. M. Newton

Captains: James Williams, Ted Young

N26	Illinois#	W	58	47
N27	Clemson#	W	72	63
N28	Louisville#	L	70	80
D4	Western Carolina*	W	81	66
D7	St. Louis*	W	88	67
D11	Duke*	W	74	65
D13	Illinois [2OT]	L	77	79
D18	Clemson	W	75	72
D22	MTSU*	W	64	53
D27	East. Kentucky* (V)	W	82	71
D28	Manhattan* (V)	W	85	71
J3	LSU*	W	67	65
J5	Mississippi*	L	62	77
J8	Mississippi State	L	48	64
J11	Alabama	W	81	79
J15	Florida*	W	69	58
J17	Auburn*	W	64	62
J22	Kentucky* [OT]	L	77	82
J24	South Carolina	L	71	85
J29	Tennessee	W	61	60
J31	Georgia	L	61	86
F5	Mississippi State*	W	63	60
F7	Alabama*	W	61	60
F12	Florida	L	54	61
F14	Auburn	L	71	72
F19	Kentucky	L	63	82
F24	Tennessee*	W	69	68
F28	Georgia*	W	71	70
M3	LSU	L	53	66
M5	Mississippi	L	51	62
M11	Mississippi State (S)	L	61	76
M15	East Tenn. State* (I)	W	79	74
M21	Wake Forest* (I)	L	68	75

#—Great Alaska Shootout,

Anchorage, Ak.

(V) Music City Invitational Tournament

(S) SEC Tournament, Birmingham, Ala.

(I)—National Invitation Tournament

1983-84—WON 14, LOST 15 (8-10 in SEC/T7th)

Head Coach: C. M. Newton

Captains: Jeff Turner, Al McKinney,
Jimmy Lenz

N26	Duke	L	74	78
N30	Iowa State [OT]	L	72	73
D6	Illinois*	L	55	69
D10	Eastern Kentucky*	W	105	63
D17	Clemson*	L	62	70
D21	Austin Peay State*	W	56	50
D27	Air Force* (V)	W	69	52
D28	South Florida* (V)	W	58	44
J1	LSU	L	66	73
J4	Mississippi	W	76	55
J7	Mississippi State*	W	67	54
J11	Alabama*	W	69	67
J15	Florida	L	59	73
J17	Auburn	W	73	71
J20	Kentucky	L	46	67
J23	South Carolina*	W	69	63
J28	Tennessee*	L	69	76
J30	Georgia* [OT]	W	81	74
F2	Mississippi State	W	57	54
F6	Alabama	L	73	80
F11	Florida*	L	63	71
F13	Auburn*	L	67	73
F19	Kentucky*	L	54	58
F25	Tennessee	L	61	67
F27	Georgia	L	71	98
M1	LSU*	W	74	68
M3	Mississippi*	W	70	60
M7	Mississippi* (S)	W	77	57
M8	Auburn* (S)	L	58	59

(V) Music City Invitational

(S) SEC Tournament, Nashville

1984-85 — WON 11, LOST 17 (4-14 in SEC/10th)

Head Coach: C. M. Newton

Captain: Phil Cox

N30	Yale*	W	87	72
D3	MTSU*	W	94	82
D6	Vermont*	W	73	55
D8	Baylor	W	84	81
D15	Princeton*	W	68	47
D17	Eastern Kentucky*	W	73	59
D22	Indiana State	L	77	88
D28	Columbia* (V)	W	73	59
D29	Clemson* (V)	L	74	81
J2	Mississippi*	W	63	61
J7	Kentucky	L	58	75
J10	Florida*	L	64	68
J12	Georgia	L	73	80
J16	Tennessee	L	79	87
J19	LSU*	L	68	69
J23	Alabama	L	77	79
J26	Mississippi State*	L	70	71
J30	Auburn*	L	80	86
F2	Mississippi*	L	55	60
F7	Kentucky*	L	62	68
F9	Florida	L	66	78
F13	Georgia*	W	69	68
F16	Tennessee*	W	85	82
F20	LSU	L	55	64
F23	Alabama*	L	56	81
F27	Mississippi State	W	81	71
M2	Auburn	L	58	84
M6	Tennessee (S)	L	51	71

(V) Music City Invitational Tournament

(S) SEC Tournament, Birmingham, Ala.

1985-86 — WON 13, LOST 15 (7-11 in SEC/7th)

Head Coach: C. M. Newton

Captains: Brett Burrow, Jeff Gary

N29	South Florida (C)	L	65	66
N30	ETSU (C)	W	75	72
D4	Duke*	L	74	84
D7	Baylor*	W	85	61
D9	Austin Peay State*	W	82	75
D14	Pennsylvania*	W	89	76
D21	Princeton	W	49	44
D27	Davidson* (V)	W	78	69
D28	Iowa State* (V)	L	79	80
J2	Mississippi	W	81	70
J4	Kentucky*	L	71	80
J8	Florida	L	55	86
J11	Georgia*	W	77	71
J15	Tennessee*	W	60	59
J18	LSU	L	67	84
J22	Alabama*	L	72	85
J25	Mississippi State	L	60	64
J29	Auburn	L	70	97
F1	Mississippi*	W	66	63
F5	Kentucky	L	65	73
F8	Florida*	W	60	59
F12	Georgia	L	70	101
F15	Tennessee	W	66	62
F20	LSU*	L	68	74
F22	Alabama	L	68	69
F26	Mississippi State*	W	77	65
M1	Auburn*	L	65	79
M5	Mississippi State (S)	L	54	62

(C) Clemson IPTAY Tournament, Clemson, S.C.

(V) Music City Invitational Tournament

(S) SEC Tournament, Lexington, Ky.

1986-87 — WON 18, LOST 16 (7-11 in SEC/T8th)

Head Coach: C. M. Newton

Captains: Steve Reece,

Bobby Westbrook

N28	Va. Common. (H)	W	75	67
N29	Missouri (H)	W	69	54
N30	New Mexico (H)	W	87	71
D3	UT-Chattanooga*	W	93	64
D6	Duke	L	66	78
D9	Indiana*	W	79	75
D13	Pennsylvania	W	71	70
D19	Tennessee Tech* (V)	W	89	65
D20	Kansas State* (V)	W	79	72
D22	LSU	W	63	61
D28	So. Carolina (B) [2OT]	L	91	96
D29	Houston (B)	L	72	73
J3	Tennessee*	L	72	81
J7	Mississippi*	W	66	59
J10	Alabama	L	71	75
J14	Georgia	L	53	76
J17	Auburn*	W	91	75
J21	Kentucky*	L	65	71
J24	Florida	L	81	85
J28	Mississippi State	W	76	57
J31	LSU*	W	66	65
F4	Tennessee [OT]	L	69	79
F6	Notre Dame*	W	60	56
F9	Mississippi	L	54	77
F11	Alabama*	L	67	71
F14	Georgia*	L	59	75
F19	Kentucky	L	54	65
F23	Auburn	L	83	91
F26	Florida*	W	84	76
F28	Mississippi State*	W	66	58
M5	Tennessee	L	57	75
M12	Jacksonville* (I)	W	74	72
M16	Florida State* (I)	W	109	92
M21	So. Mississippi* (I)	L	88	95

(H) Hawaiian Airlines Silversword Invitational

Tournament, Wailuku, Hawaii

(V) Music City Invitational Tournament

(B) Sugar Bowl, New Orleans, La.

(S) SEC Tournament, Atlanta, Ga.

(I) National Invitation Tournament,

Nashville, Tenn.

1987-88 — WON 20, LOST 11 (10-8 in SEC/T4th)

Head Coach: C. M. Newton

Captains: Will Perdue, Barry Goheen

N27	Hawaii*	W	91	62
N30	Lehigh*	W	102	91
D5	North Carolina*	W	78	76
D8	Indiana	L	61	63
D19	Ohio*	W	93	77
D21	Morehead State*	W	81	73
D28	East Carolina* (V)	W	99	63
D29	Cornell* (V)	W	95	79
D31	Kentucky	L	74	81
J6	LSU*	L	39	51
J9	Tennessee	L	72	80
J13	Mississippi	W	60	57
J16	Alabama*	W	76	60
J20	Georgia*	W	92	77
J23	Auburn	W	75	71
J27	Kentucky*	W	83	66
J30	Florida*	W	92	65
F3	Mississippi State*	W	82	66
F6	LSU	L	79	94
F10	Tennessee*	W	90	62
F13	Mississippi*	W	93	68
F17	Alabama	L	77	88
F20	Georgia	W	77	71
F24	Auburn*	L	68	81
F27	Notre Dame	W	75	66
M2	Florida	L	65	81
M5	Mississippi State	L	68	73
M11	LSU (S)	L	80	87
M18	Utah State (N1)	W	80	77
M20	Pittsburgh (N1) [OT]	W	80	74
M25	Kansas (N2)	L	64	77

(V) Music City Invitational Tournament

(S) SEC Tournament, Baton Rouge, La.

(N1) NCAA Tournament, Lincoln Neb.

(N2) JNCAA Tournament, Pontiac, Mich.

1988-89 — WON 19, LOST 14 (12-6 in SEC/T2nd)

Head Coach: C. M. Newton

Captains: Barry Booker,

Barry Goheen, Frank Kornet

N25	Michigan #	L	66	91
N26	Chaminade #	W	94	70
N27	Ohio State #	L	82	97
N30	Louisville*	W	65	62
D3	UAB	L	69	76
D7	North Carolina	L	77	89
D10	Kansas State	L	62	71
D14	Auburn*	W	93	77
D19	Murray State*	W	74	57
D22	Dartmouth*	W	92	67
D29	Colgate* \$	W	91	55
D30	Stanford* \$	L	68	89
J4	Alabama*	W	73	53
J7	Kentucky	L	61	70
J11	Mississippi [OT]	W	72	65
J14	Georgia*	W	76	75
J18	LSU	L	84	85
J21	Texas*	W	94	79
J25	Florida* [OT]	L	78	81
J28	Mississippi State	W	80	71
F1	Tennessee*	W	68	56
F4	Alabama	L	67	77
F8	Kentucky*	W	81	51
F11	Mississippi*	W	71	69
F15	Georgia	W	85	72
F18	LSU*	W	108	74
F22	Auburn	W	77	62
F25	Florida [OT]	L	80	83
M1	Mississippi State*	W	77	58
M4	Tennessee	L	61	78
M10	Kentucky (S)	W	77	63

ANNUAL RECORDS

M11	Alabama (S)	L	79	83
M17	Notre Dame (N)	L	65	81
# Maui Classic				
\$ Music City Invitational Tournament				
(S) SEC Tournament				
(N) NCAA Tournament				

1989-90 — WON 21, LOST 14 NIT CHAMPIONS (7-11 in SEC/T7th)

Head Coach: Eddie Fogler

Captains: Eric Reid, Derrick Wilcox

N27	SMU	W	65	60
N29	Tennessee Tech*	L	76	89
D3	Virginia*	W	68	64
D6	Louisville	L	75	101
D9	Kansas State*	W	91	81
D16	UAB*	W	87	74
D23	Samford*	W	100	76
D29	Ala.-Anchorage* #	W	85	81
D30	Northwestern* #	W	81	80
J3	Alabama	W	68	67
J6	Kentucky*	W	92	85
J10	Mississippi*	W	86	79
J13	Georgia	L	81	108
J16	LSU	L	72	101
J20	Auburn	L	79	82
J24	Florida	W	71	64
J27	Mississippi State*	W	81	68
J31	Tennessee	L	72	73
F2	Alabama*	L	56	65
F7	Kentucky	L	73	100
F10	Mississippi	L	67	68
F14	Georgia*	L	66	67
F18	LSU*	L	108	121
F20	Auburn*	L	74	87
F24	Florida*	W	67	54
F28	Mississippi State	L	68	83
M3	Tennessee*	W	98	74
M8	Florida (S)	W	68	58
M9	Georgia (S) [OT]	W	78	74
M10	Mississippi (S)	L	62	65
M15	La. Tech* (I) [OT]	W	98	90
M19	Tennessee* (I)	W	89	85
M21	New Orleans* (I)	W	88	65
M26	Penn State (I4)	W	75	62
M28	Saint Louis (I4)	W	74	72

Music City Invitational Tournament
(S) SEC Tournament
(I) National Invitation Tournament
(I4) NIT Final Four

1990-91 — WON 17, LOST 13 (11-7 in SEC/4th)

Head Coach: Eddie Fogler

Captain: Charles Mayes

N14	Arkansas#	L	70	107
N26	UNC-Asheville*	W	103	66
N30	Hawaii \$	W	74	70
D1	George Wash. \$	W	76	74
D4	Indiana*	L	73	84
D8	Virginia	L	56	70
D11	Georgia* [OT]	W	75	74
D20	VMI*	W	79	60
D22	SMU*	W	68	65
D28	Fordham* %	L	65	66
D29	Rice* %	W	75	68
J2	LSU	L	70	87
J5	Alabama*	W	66	55
J8	Tennessee*	W	108	68
J12	Mississippi State	L	62	85
J16	Auburn	W	80	59
J19	Kentucky	L	50	58
J23	Mississippi*	W	89	52
J30	Florida	W	60	57
F2	LSU*	W	63	59
F6	Mississippi State*	W	91	70
F9	Tennessee	L	73	85
F13	Alabama	L	55	66
F16	Auburn*	W	90	70
F20	Kentucky*	W	98	87

F23	Mississippi	L	58	74
F27	Georgia	L	59	72
M2	Florida*	W	82	68
M8	Georgia* (S)	L	72	80
M15	Georgetown (N)	L	60	70

Dodge Preseason NIT
\$ Apple Invitational
% Music City Invitational Tournament
(S) SEC Tournament
(N) NCAA Tournament

1991-92 — WON 15, LOST 15 (6-10 in SEC East/4th)

Head Coach: Eddie Fogler

Captains: Todd Milholland, Kevin Anglin, Bruce Elder

N25	Tennessee Tech*	W	96	89
N30	SMU	W	67	55
D2	Northwestern	L	81	83
D5	UNC-Wilmington*	W	90	71
D10	Indiana	L	51	88
D19	Mississippi State*	L	71	74
D21	Dayton*	W	84	64
D29	New Hampshire* #	W	100	67
D30	Holy Cross* #	W	76	72
J4	Tennessee	L	75	91
J8	Austin Peay State*	W	83	66
J11	South Carolina*	W	79	75
J15	Kentucky*	L	71	84
J22	Georgia	L	70	72
J25	Florida	L	55	75
J29	Memphis* [OT]	L	70	72
F1	Mississippi	L	72	84
F4	Auburn*	W	89	83
F8	Coll. of Charleston*	W	74	68
F12	Arkansas	L	71	91
F15	LSU*	W	76	69
F19	Alabama	L	64	85
F22	Tennessee*	W	89	84
F26	Georgia*	W	86	67
M1	Kentucky	L	56	80
M4	South Carolina	L	68	77
M7	Florida*	W	82	76
M12	Mississippi State (S)	W	77	55
M13	Kentucky (S)	L	57	76
M19	Rhode Island* (I)	L	63	68


Music City Invitational Tournament
(S) SEC Tournament
(I) National Invitation Tournament

1992-93 — WON 28, LOST 6 SEC EAST CHAMPIONS (14-2 in SEC East/1st)

Coach: Eddie Fogler

Captains: Kevin Anglin, Bruce Elder

N25	UAB #	W	81	63
N27	Illinois #	L	77	93
N28	Oregon #	W	83	81
D3	Northwestern*	W	86	66
D5	Dayton	W	75	53
D9	Louisville*	W	90	88
D12	SMU*	W	95	86
D18	N. Carolina A&T \$	W	87	51
D19	Austin Peay St. \$	W	116	71
D28	Air Force* %	W	95	50
D29	Bowling Green* %	W	96	69
J2	Alabama*	W	76	73
J6	Memphis	L	78	84
J9	Florida	L	61	62
J13	Kentucky*	W	101	86
J16	Georgia*	W	78	66
J20	Arkansas*	W	102	89
J27	Tennessee	W	82	65
J30	Auburn	W	73	70
F3	South Carolina*	W	76	72
F6	Kentucky	L	67	82
F10	Mississippi*	W	89	59
F13	MTSU*	W	81	51
F17	LSU	W	87	66
F20	Florida*	W	82	64



Will Perdue is one of nine Commodores to earn First Team All-SEC honors in back-to-back seasons. Perdue earned the distinction after leading Vanderbilt in scoring and rebounding in both 1987 and 1988.

F24	Georgia [OT]	W	87	83
F27	Mississippi State	W	80	39
M2	Tennessee* [OT]	W	90	82
M6	South Carolina	W	77	73
M12	Alabama (S)	W	76	59
M13	LSU (S)	L	62	72
M18	Boise State (N)	W	92	72
M20	Illinois (N)	W	85	68
M26	Temple (NR)	L	59	67

Great Alaska Shootout
\$ Acme Boot Classic
% Music City Invitational Tournament
(S) SEC Tournament
(N) NCAA Tournament
(NR) NCAA Regionals

1993-94 — WON 20, LOST 12 (9-7 in SEC East/3rd)

Head Coach: Jan van Breda Kolff

Captain: Billy McCaffrey

N26	Penn State*	W	83	60
D1	UT-Martin*	W	102	66
D3	Princeton #	W	61	43
D4	Syracuse #	L	62	78
D8	Wake Forest* [2OT]	W	91	83
D18	Georgia Tech \$ [OT]	L	77	86
D21	Austin Peay State*	W	99	65
D28	Harvard* %	W	74	58
D29	Illinois State* %	W	92	75
J4	Kentucky	L	82	107
J8	South Carolina*	W	97	83
J12	Alabama	L	67	73
J15	LSU*	L	81	83
J19	Georgia	W	71	67
J26	Tennessee*	W	85	73
J29	Florida	L	66	75
F1	Arkansas	L	76	89
F6	Louisville	L	62	78
F9	Auburn*	W	84	60

F12	South Carolina	W	96	91
F16	Mississippi State*	W	84	67
F19	Kentucky*	L	69	77
F23	Mississippi [OT]	L	72	77
F26	Florida*	W	82	78
M1	Tennessee	W	84	67
M5	Georgia*	W	67	57
M10	Auburn (S)	L	56	81
M16	Oklahoma (I)	W	77	67
M21	New Orleans* (I)	W	78	59
M23	Clemson* (I)	W	89	74
M28	Kansas State (I4)	W	82	76
M30	Villanova (I4)	L	73	80

Carrier Classic
\$ Kuppenheimer Classic
% Music City Invitational Tournament
(S) SEC Tournament
(I) National Invitation Tournament
(I4) NIT Final Four

1994-95 — WON 13, LOST 15 (6-10 in SEC East/4th)

Head Coach: Jan van Breda Kolff

Captains: Ronnie McMahan, Frank Seckar

N26	Samford*	W	75	51
N30	Tennessee Tech*	W	90	56
D3	Penn State	L	73	95
D6	Virginia*	W	70	65
D11	UNC-Asheville*	W	82	44
D21	Austin Peay St.* [OT]	W	81	78
D28	Cleveland State #	W	93	64
D29	Arizona State #	L	61	67
J4	Alabama* [OT]	W	75	74
J7	Florida	L	62	72
J11	Georgia	L	62	65
J15	Tennessee*	L	63	67
J21	Kentucky	L	68	81
J25	Mississippi*	W	82	75

ANNUAL RECORDS



COMMODORES®

J29	Wake Forest	L	51	63
F1	MTSU [OT]	L	90	93
F4	South Carolina*	L	74	76
F8	Auburn	W	77	59
F11	Arkansas* [OT]	L	94	97
F15	Georgia*	W	83	77
F18	South Carolina [OT]	W	91	83
F22	Mississippi State	L	48	76
F25	Kentucky*	L	60	71
M1	Tennessee	L	58	62
M5	Florida*	L	58	69
M9	LSU (S)	W	85	61
M10	Arkansas (S)	L	72	73

Arizona State Tribune Classic
(S) SEC Tournament

1995-96 — WON 18, LOST 14 (7-9 in SEC East/4th)

Head Coach: Jan van Breda Kolff
Captains: Frank Seckar, Malik Evans

N20	North Carolina #	L	63	71
N21	Chaminade #	W	96	71
N22	UCLA #	W	75	71
N27	Wofford*	W	97	59
D2	Furman*	W	87	63
D5	Virginia	W	61	48
D7	UNC-Asheville*	W	80	66
D9	Rice*	L	77	78
D12	Tennessee State*	W	93	74
D17	N. Carolina A&T*	W	96	81
D23	MTSU*	W	70	56
D30	Boston College*	L	74	90
J3	Alabama	L	71	80
J6	Tennessee*	W	65	55
J10	LSU*	L	68	71
J13	Arkansas	W	80	73
J17	South Carolina [OT]	L	83	87
J20	Evansville*	W	75	61
J24	Florida	L	55	77
J27	Georgia*	W	66	62
J31	Auburn*	W	76	62
F7	Kentucky*	L	81	120
F10	Mississippi	L	55	78
F13	Florida*	W	70	56
F17	South Carolina*	W	107	97
F21	Georgia	L	68	77
F24	Tennessee	L	79	94
F28	Mississippi State*	W	69	64
M2	Kentucky	L	63	101
M7	Auburn (S)	L	65	68
M13	Ark.-Little Rock* (I)	W	86	80
M18	South Carolina (I)	L	70	80

Maui Invitational, Lahaina, Maui
(S) SEC Tournament
(I) National Invitation Tournament

1996-97 — WON 19, LOST 12 (9-7 in SEC East/4th)

Head Coach: Jan van Breda Kolff
Captain: Howard Pride

N20	Valparaiso* #	W	74	66
N22	Duke #	L	57	86
D4	UAB*	W	66	62
D7	Memphis	W	66	59
D9	Boston College	L	52	59
D15	Nicholls State*	W	85	37
D19	Ala.-Huntsville*	W	60	47
D21	Tennessee Tech*	W	82	61
D23	Miss. Valley State*	W	92	56
D29	Evansville	L	61	66
D31	Saint Louis*	W	81	61
J4	Alabama*	W	92	84
J8	Georgia*	L	53	61
J11	Tennessee	L	65	75
J15	LSU	W	69	62
J18	Mississippi*	W	67	64
J22	Kentucky \$	L	46	58
J25	Mississippi State	L	53	60
J29	South Carolina*	L	64	65
F1	Florida	W	74	63

F5	Memphis*	W	69	62
F8	Arkansas* [OT]	W	87	83
F12	Tennessee*	W	66	53
F15	Auburn	W	75	61
F19	Georgia	W	86	80
F22	Kentucky*	L	79	82
F26	South Carolina	L	53	74
M1	Florida*	W	79	72
M6	Mississippi State (S)	W	73	67
M7	Mississippi (S)	L	62	64
M13	Xavier (N)	L	68	80

Preseason NIT
\$ at Riverfront Coliseum,
Cincinnati, Ohio
(S) SEC Tournament
(N) NCAA Tournament

1997-98 — WON 20, LOST 13 (7-9 in SEC East/5th)

Head Coach: Jan van Breda Kolff
Captains: Drew Maddux,
Austin Bates, and Billy Di Spaltro

N15	East Tennessee St.*	W	81	53
N18	Furman*	W	102	55
N21	Memphis*	W	86	77
N24	Tennessee State*	W	94	64
N26	UT-Martin*	W	87	57
N29	Ohio State	W	64	54
D3	St. Louis	L	74	78
D9	UAB	W	85	74
D18	UNC-Greensboro*	W	83	65
D22	Oregon*	W	69	58
D28	New Mexico St. #	W	79	72
D29	Kansas #	L	82	89
D30	Nebraska #	W	80	69
J3	Kentucky	L	62	71
J7	South Carolina	L	70	71
J10	Tennessee*	W	80	79
J14	Alabama	W	72	69
J17	Mississippi State*	W	77	73
J19	Florida	L	69	85
J27	Kentucky*	L	61	63
J31	Georgia	W	68	64
F3	South Carolina*	L	61	65
F7	Arkansas	L	83	93
F11	Mississippi	L	76	87
F14	Georgia*	L	62	81
F18	Auburn*	W	82	66
F21	Tennessee	L	76	90
F25	LSU*	W	60	58
F28	Florida*	W	73	56
M5	Alabama (S)	L	62	72
M11	St. Bonaventure* (I)	W	73	61
M17	at Wake Forest (I)	W	72	68
M19	at Georgia (I)	L	65	79

Rainbow Classic
(S) SEC Tournament
(I) National Invitation Tournament

1998-99 — WON 14, LOST 15 (5-11 in SEC East/5th)

Head Coach: Jan van Breda Kolff
Captain: Vince Ford

N9	Providence #	W	72	66
N10	Rhode Island #	L	69	82
N14	Army*	W	92	41
N16	Austin Peay*	W	89	79
N21	Notre Dame*	W	68	63
N24	Morehead State*	W	79	69
N28	Ohio State* [OT]	W	92	86
N30	Florida A&M*	W	83	72
D5	Memphis	L	56	65
D19	Campbell*	W	90	46
D22	Oregon	L	70	90
D30	Alabama A&M*	W	113	71
J2	Mississippi*	W	79	64
J6	Florida	L	59	90
J9	Kentucky*	L	57	73
J13	Georgia	L	63	70
J20	South Carolina*	W	77	66

J23	LSU	L	59	64
J27	Tennessee*	L	67	78
J30	South Carolina	L	57	69
F3	Georgia*	L	67	82
F6	Arkansas*	W	73	69
F10	Mississippi State	L	62	67
F13	Tennessee	L	62	63
F17	Auburn	L	63	81
F21	Alabama* [OT]	W	81	75
F24	Kentucky	L	63	88
F27	Florida* [OT]	W	71	70
M4	Mississippi State (S)	L	58	76

CoSIDA Classic
(S) SEC Tournament

1999-00 — WON 19, LOST 11 (8-8 in SEC East/4th)

Head Coach: Kevin Stallings
Captains: Dan Langhi, Atiba Prater,
James Strong

N23	Belmont*	W	72	55
N27	Tennessee-Martin*	W	87	64
N29	East Tennessee St.*	W	70	55
D4	Notre Dame	W	87	85
D7	Hofstra*	W	74	46
D11	Wofford*	W	92	61
D18	Western Kentucky*	W	101	77
D20	Stetson*	W	94	62
D22	Florida State	L	65	70
D29	William & Mary*	W	81	60
J5	Florida*	W	87	77
J8	Kentucky	L	52	72
J12	Tennessee	W	76	73
J15	LSU*	W	65	62
J22	Kentucky* [OT]	L	73	81
J26	South Carolina	W	61	60
J28	Florida	L	63	89
F2	Georgia	W	67	58
F6	Boston College*	W	76	58
F9	Mississippi State*	W	65	64
F12	Alabama	L	63	77
F16	Auburn*	L	80	86
F19	Tennessee*	W	85	72
F23	Arkansas	L	63	78
F26	Mississippi	L	67	75
M1	Georgia*	W	101	89
M4	South Carolina*	L	71	72
M9	Mississippi State (S)	W	76	53
M10	LSU (S)	L	60	71
M14	Wake Forest (N)	L	68	83

(S) SEC Tournament
(N) NIT

2000-01 — WON 15, LOST 15 (4-12 in SEC East/6th)

Head Coach: Kevin Stallings
Captains: Greg LaPointe,
Anthony Williams

N17	South Carolina St.* #	W	65	60
N18	Western Carolina #	W	85	63
N19	St. Joseph's #	W	78	76
N22	James Madison*	W	84	70
N24	East Tennessee St.*	W	87	76
N28	Western Kentucky	W	70	66
D2	Notre Dame*	L	74	77
D5	B'ham Southern*	W	70	65
D9	Florida State*	W	72	60
D16	Furman*	W	78	64
D21	Wofford*	W	75	53
D30	Boston College	L	74	97
J6	Mississippi*	L	68	81
J10	LSU	W	71	67
J13	Arkansas*	W	81	64
J17	South Carolina	L	49	57
J20	Florida	W	63	61
J24	Georgia*	L	73	82
J27	Kentucky	L	75	86
J31	Alabama*	W	68	62
F3	Tennessee	L	50	72
F7	Belmont*	W	81	67

F10	South Carolina*	L	65	70
F14	Georgia	L	68	70
F17	Kentucky*	L	74	79
F21	Mississippi State	L	63	80
F24	Tennessee*	L	70	78
F28	Florida*	L	62	72
M3	Auburn	L	66	69
M8	Alabama (S)	L	59	78

America's Youth Classic
(S) SEC Tournament

2001-02 — WON 17, LOST 15 (6-10 in SEC East/5th)

Head Coach: Kevin Stallings
Captains: Darius Coulibaly,
Sam Howard, Chuck Moore

N16	Liberty*	W	96	61
N19	Connecticut	L	71	84
N23	Hampton%	W	100	85
N24	Monmouth%	L	67	81
N25	Chattanooga%	W	69	57
N29	Cal Poly SLO*	W	69	64
D2	Western Kentucky*^	W	80	75
D5	Southeast Missouri*	W	76	71
D8	Centenary*	W	77	75
D10	Tulane	L	77	87
D20	American*	W	85	57
D22	East Tennessee St.*	W	86	77
D29	Morehead State*	W	83	73
J5	Georgia	L	69	82
J9	Alabama	L	79	92
J12	Florida*	L	85	95
J16	Auburn*	W	73	67
J19	South Carolina	W	60	51
J26	Georgia*	W	86	84
J30	Mississippi	L	61	73
F2	Tennessee*	L	65	67
F6	LSU*	W	68	63
F9	Florida	L	54	80
F13	Kentucky	L	59	67
F16	South Carolina*	L	43	66
F20	Mississippi State*	L	43	66
F23	Tennessee	W	67	62
F27	Kentucky*	W	86	73
M2	Arkansas	L	67	81
M7	vs. LSU (S)	L	62	69
M13	Houston* (N)	W	59	50
M15	Louisiana Tech (N)	L	68	83

%Hawaii Pacific Thanksgiving Classic,
Honolulu, Hawaii
^Gaylord Entertainment Center,
Nashville, Tenn.
(S) SEC Tournament
(N) NIT

2002-03 — WON 11, LOST 18 (3-13 in SEC East/6th)

Head Coach: Kevin Stallings
Captains: Matt Freije, Russell Lakey

N22	Southeastern La.*	W	80	58
N24	Alabama A&M*	W	68	40
N26	Georgia Southern*	W	96	60
D1	Connecticut*	L	70	76
D4	East Tennessee St.*	W	86	75
D7	Tulane*	W	66	46
D9	Indiana	L	56	73
D15	High Point*	W	81	75
D21	Michigan	L	66	70
D30	Notre Dame	L	63	76
J2	Coll. of Charleston*	W	70	53
J8	Auburn	L	59	62
J11	Alabama*	W	70	69
J14	Kentucky*	L	52	74
J18	Tennessee	L	66	71
J22	Florida	L	75	87
J29	Georgia*	W	94	91
F1	Ole Miss*	W	76	68
F5	Mississippi State	L	60	82
F8	South Carolina*	L	72	84



ANNUAL RECORDS



Matt Freije, who was named All-SEC each of his four seasons at Vanderbilt, ended his career in 2004 ranked among the Commodores' Top 10 leaders in seven offensive categories.

F12	LSU	L	60	79
F15	Georgia	L	70	83
F22	Florida* [OT]	L	74	77
F26	Arkansas*	L	50	60
M1	South Carolina	L	64	76
M5	Kentucky	L	44	106
M8	Tennessee*	L	65	70
M13	vs. Alabama (S)	W	82	69
M14	vs. Kentucky (S)	L	63	81

(S) SEC Tournament

2003-04 — WON 23, LOST 10 (8-8 in SEC East/3rd)

Head Coach: Kevin Stallings
Captains: Matt Freije, Scott Hundley, Russell Lakey, Martin Schnedlitz

N21	Belmont	W	74	59
N24	Indiana*	W	73	60
N29	UT-Martin*	W	94	60
D3	IUPUI*	W	86	68
D6	Michigan*	W	83	63
D10	Tennessee State*	W	85	64
D13	Tennessee Tech*	W	98	79
D20	Wofford*	W	90	59
D22	Appalachian State*	W	63	48
D30	Lehigh*	W	85	59
J3	TCU	W	95	60
J7	Auburn*	W	59	53
J10	Kentucky	L	63	75
J14	Tennessee	L	66	76
J17	Florida*	W	86	72
J24	Arkansas	L	62	70
J28	South Carolina*	L	55	57
J31	Kentucky*	W	66	60
F7	Florida	L	71	81
F11	Georgia*	W	61	39
F14	South Carolina	L	75	82
F18	Alabama	W	70	67
F21	LSU*	W	74	54
F25	Ole Miss	W	77	65
F28	Mississippi State*	L	69	72
M3	Tennessee*	W	61	58
M6	Georgia	L	61	71
M11	Ole Miss (S)	W	70	50
M12	Miss. State (S) [OT]	W	74	70
M13	Florida (S)	L	69	91
M19	Western Michigan (N1)	W	71	58
M21	N.C. State (N1)	W	75	73
M25	Connecticut (N2)	L	53	73

(S) SEC Tournament
(N1) NCAA Tournament, Orlando, Fla.

(N2) NCAA Tournament, Phoenix, Ariz.

2004-05 — WON 20, LOST 14 (8-8 in SEC East/3rd)

Head Coach: Kevin Stallings
Captains: Jason Holwerda, Corey Smith, Dawid Przybyszewski

N19	Toledo*	W	73	57
N21	Tennessee State*	W	87	65
N23	Cal State Northridge	W	93	75
N26	Southern Illinois%	L	53	67
N27	Arizona State%	L	68	87
D1	Austin Peay*	W	74	58
D4	Oregon-2	L	65	75
D9	Cincinnati	L	72	88
D18	TCU*	W	78	55
D20	Central Michigan*	W	86	54
D22	Appalachian State*	W	68	51
D29	Dayton*	W	90	74
J2	Louisiana-Lafayette*	W	71	44
J5	Alabama*	W	70	56
J8	Tennessee	W	88	63
J12	Kentucky	L	54	69
J15	Florida*	L	65	82
J22	Georgia	L	59	68
J26	South Carolina	L	63	68
J29	Ole Miss*	W	73	51
F2	Tennessee*	W	67	62
F5	Kentucky*	L	70	84
F7	Texas-Pan American*	W	90	54
F12	Mississippi State	L	54	60
F16	Auburn	W	67	43
F19	Arkansas*	W	79	65
F23	Florida	L	61	69
F26	Georgia*	W	65	37
M2	South Carolina*	W	75	65
M5	LSU	L	69	81
M10	Auburn (S)	L	73	77
M16	Indiana (I)	W	67	60
M21	Wichita State* (I)	W	65	63
M23	Memphis (I)	L	68	81

% Las Vegas Invitational Tournament

(S) SEC Tournament, Atlanta, Ga.

(I) NIT

2005-06 — WON 17, LOST 13 (7-9 in SEC East/4th)

Head Coach: Kevin Stallings
Captains: Dan Cage, Julian Terrell

N16	Jacksonville State*	W	67	46
N20	Furman*	W	81	60
N22	UNC Greensboro	W	85	53
N26	Georgetown	W	68	61
N30	Oregon*	W	76	75
D10	Cincinnati*	L	83	92
D17	Alabama A&M*	W	74	58
D20	New Orleans*	W	78	72
D22	IUPUI*	W	53	45
D30	Dayton	W	63	60
J3	Georgia Tech	L	67	76
J7	Auburn*	W	74	50
J10	Kentucky	W	57	52
J14	Arkansas	L	66	78
J18	South Carolina* [OT]	L	64	66
J21	Mississippi State*	W	80	52
J28	Florida	L	58	81
F1	Tennessee	L	62	69
F4	Georgia*	L	73	74
F8	Alabama [OT]	L	74	77
F11	Kentucky*	W	84	81
F15	Florida*	L	68	73
F18	Georgia	W	72	55
F22	LSU*	L	66	77
F25	South Carolina	W	57	56
M1	Ole Miss	W	77	62
M4	Tennessee*	L	59	68
M9	Auburn (S)	W	76	71
M10	LSU (S)	L	73	92
M15	Notre Dame (I)	L	69	79

(S) SEC Tournament, Nashville, Tenn.

(I) NIT

2006-07 — WON 22, LOST 12 (10-6 in SEC East/2nd)

Head Coach: Kevin Stallings
Captains: Derrick Byars, Dan Cage, Ted Skuchas

N15	Georgetown*	L	70	86
N21	Wake Forest	L	78	88
N25	Elon*	W	81	70
N28	Furman*	L	62	70
D2	Toledo* [OT]	W	98	93
D5	ETSU*	W	104	62
D7	Lipscomb*	W	59	50
D9	Ga. Tech*	W	73	64
D16	Nicholls St.*	W	76	40
D19	UPR-Mayaguez%	W	102	59
D20	Tennessee Tech%	W	75	62
D21	App. St.% [OT]	L	79	87
D29	Alabama A&M*	W	86	47
J2	Rice	W	74	69
J6	Auburn	L	65	68
J10	Tennessee*	W	82	81
J13	Georgia	L	73	85
J17	Alabama*	W	94	73
J20	Kentucky	W	72	67
J24	LSU	W	64	53
J27	Ole Miss*	W	85	80
J31	Florida	L	64	74
F3	Georgia*	W	66	61
F10	Tennessee	L	57	84
F14	South Carolina*	W	78	68
F17	Florida*	W	83	70
F21	Mississippi State	L	70	83
F25	Kentucky*	W	67	65
F28	South Carolina [OT]	W	99	90
M3	Arkansas*	L	67	82
M9	Arkansas (S)	L	71	72
M15	G. Washington (N1)	W	77	44
M17	Wash. St. (N1) [2OT]	W	78	74
M23	Georgetown (N2)	L	65	66

(%) San Juan Shootout, San Juan, P.R.

(S) SEC Tournament, Atlanta, Ga.

(N1) NCAA Tournament, Sacramento, Calif.

(N2) NCAA Tournament, East Rutherford, N.J.

2007-08 — WON 26, LOST 8 (10-6 in SEC East/3rd)

Head Coach: Kevin Stallings
Captains: Shan Foster, Alex Gordon, Ross Neltner

N10	Austin Peay*+	W	81	67
N13	Toledo	W	77	70
N20	Valparaiso*+	W	87	78
N23	Utah State^	W	77	56
N24	Bradley^	W	95	86
N29	South Alabama* [2OT]	W	91	88
D1	Georgia Tech*	W	92	79
D5	Wake Forest*	W	83	80
D8	Lipscomb*	W	90	67
D12	DePaul [OT]	W	91	85
D22	Tennessee State*	W	83	74
D29	UT Martin*	W	92	85
D31	Iona*	W	97	73
J3	Rice*	W	76	58
J5	Massachusetts*	W	97	88
J9	South Carolina*	W	80	73
J12	Kentucky [2OT]	L	73	79
J17	Tennessee	L	60	80
J19	LSU	W	92	76
J27	Florida	L	64	86
J30	Ole Miss	L	58	74
F2	Auburn*	W	78	71
F6	Georgia	W	67	59
F9	South Carolina	W	66	65
F12	Kentucky*	W	93	52
F16	Florida*	W	61	58
F23	Georgia*	W	86	74
F26	Tennessee*	W	72	69
M1	Arkansas	L	73	78
M5	Mississippi State* [OT]	W	86	85
M8	Alabama [OT]	L	73	78
M13	Auburn (S)	W	93	82

M14	Arkansas (S)	L	65	81
M21	Siena (N1)	L	62	83

(+) South Padre Invitational, Nashville, Tenn.

(^) South Padre Invitational, South Padre Island, Texas

(S) SEC Tournament, Atlanta, Ga.

(N1) NCAA Tournament, Tampa, Fla.

2008-09 — WON 19, LOST 12 (8-8 in SEC East/5th)

Head Coach: Kevin Stallings
Captains: George Drake, Jermaine Beal

N16	Morehead State*#	W	74	48
N20	Illinois*	L	63	69
N24	MTSU*	W	65	57
N26	Central Arkansas*#	W	83	62
N29	Drake^	W	72	57
N30	VCU^	W	71	66
D3	UIC*	L	55	74
D6	Georgia Tech	L	51	63
D10	Alabama A&M*	W	78	55
D16	South Florida\$	W	71	52
D20	Tennessee Tech*	W	83	63
D22	Furman*	W	68	49
D31	Saint Francis*	W	84	55
J3	Massachusetts	W	78	48
J10	Kentucky	L	60	70
J14	Georgia*	W	50	40
J17	Mississippi State	L	66	73
J20	Tennessee*	L	63	76
J25	Florida*	L	69	94
J28	South Carolina	L	76	86
J31	Auburn	W	82	75
F5	Alabama*	W	79	74
F7	Ole Miss*	W	71	61
F14	Tennessee	L	50	69
F17	Kentucky*	W	77	64
F21	Florida	L	68	82
F25	Georgia	L	57	61
F28	South Carolina*	W	96	83
M4	LSU	W	75	67
M8	Arkansas*	W	75	58
M12	Alabama (S)	L	75	82

(#) Cancun Challenge, Nashville, Tenn.

(^) Cancun Challenge, Cancun, Mexico

(\$) SEC/Big East Invitational, Nashville, Tenn.

(S) SEC Tournament, Atlanta, Ga.

SERIES RECORDS



VANDERBILT'S SERIES RECORD VS. ALL OPPONENTS

Opponent	W	L	Opponent	W	L	Opponent	W	L	Opponent	W	L
Air Force	2	0	Eastern Kentucky	3	0	Mississippi	70	39	St. Joseph's (Pa.)	1	0
Alabama	60	66	Elon	1	0	Mississippi State	71	43	Stanford	0	2
Alabama A&M	4	0	Evansville	2	4	Miss. Valley State	1	0	Stetson	1	0
Ala.-Birmingham	4	1	Florida	61	56	Missouri	2	1	SW Presbyterian	6	1
Ala.-Huntsville	1	0	Florida A&M	1	0	Monmouth	0	1	Syracuse	1	1
Alaska-Anchorage	2	0	Florida State	3	1	Morehead State	4	0	Temple	1	2
American	1	0	Fordham	0	1	Murray State	3	1	Tennessee	67	108
Appalachian State	2	1	Franklin (Ind.)	0	1	Navy	2	2	Tenn.-Chattanooga	13	3
Arizona	1	0	Furman	6	1	Nebraska	4	2	Tennessee-Martin	5	0
Arizona State	0	3	Georgetown	1	3	New Hampshire	1	0	Tennessee State	6	0
Arkansas	8	15	Georgetown (Ky.)	1	0	New Mexico	3	0	Tennessee Tech	14	5
Arkansas-Little Rock	1	0	George Washington	2	0	New Mexico State	3	0	Texas	4	2
Arkansas State	3	0	Georgia	81	47	New Orleans	3	0	Texas A&M	1	0
Army	3	0	Georgia Southern	1	0	New York University	1	1	TCU	3	1
Auburn	79	51	Georgia State	1	0	Nicholls State	2	0	Texas-Pan American	1	0
Austin Peay	13	1	Georgia Tech	39	31	North Alabama	2	0	Texas Tech	6	2
Baylor	8	1	Hampton	1	0	North Carolina	3	6	Texas Wesleyan	1	0
Belmont	3	0	Hardin Simmons	1	0	North Carolina A&T	2	0	Toledo	4	0
Birmingham Southern	1	1	Harvard	1	0	UNC-Asheville	3	0	Transylvania	1	0
Boise State	1	0	Hawaii	2	0	UNC-Charlotte	0	1	Tulane	23	11
Boston College	4	4	Hendrix	1	0	UNC Greensboro	2	0	Tulsa	1	0
Bowling Green	2	0	High Point	1	0	North Carolina State	2	1	Union	2	0
Bradley	3	0	Hofstra	1	0	UNC-Wilmington	1	0	Utah State	2	0
Brigham Young	1	0	Holy Cross	2	1	Northwestern	4	1	Valparaiso	2	0
Butler	0	3	Houston	1	1	Notre Dame	4	5	Vermont	2	0
Cal-L.A. (UCLA)	1	0	Howard	2	1	Ohio	1	0	Villanova	0	1
Cal-St. Long Beach	1	0	Illinois	3	5	Ohio State	4	3	Virginia	5	1
Cal-St. Northridge	1	0	Illinois Chicago	0	1	Oklahoma	2	0	Va. Commonwealth	2	0
Cal-St. Poly Pomona	3	0	Illinois State	1	0	Oklahoma State	1	1	Va. Military Institute	3	0
Cal-St. Poly SLO	1	0	Indiana	3	6	Oregon	3	2	Virginia Tech	2	5
Calumet	2	1	IUPUI	2	0	Pennsylvania	2	1	Virginia Union	1	0
Campbell	1	0	Indiana State	1	1	Penn State	2	1	Wabash	0	3
Carson-Newman	1	0	Iona	2	0	Pittsburg (Kansas)	0	1	Wake Forest	5	4
Centenary	1	0	Iowa State	3	4	Pittsburgh	1	1	Washington & Lee	2	1
Central (Ky.)	1	2	Jacksonville	1	1	Portland	2	0	Washington (Mo.)	1	1
Central (Mo.)	1	0	Jacksonville State	1	0	Princeton	4	0	Washington State	1	0
Central Arkansas	1	0	James Madison	1	0	Providence	1	0	Western Carolina	2	0
Central Michigan	1	0	Kansas	2	2	PR-Mayaguez	1	0	Western Kentucky	13	10
Centre	1	2	Kansas State	4	5	Purdue	1	1	Western Michigan	1	0
Chaminade	2	0	Kentucky	43	131	Rhode Island	0	2	Wichita State	1	0
Chicago	1	0	La Salle	1	0	Rice	15	3	William & Mary	4	0
Cincinnati	1	5	Lehigh	2	0	Richmond	2	0	Wittenberg	1	2
The Citadel	5	0	Liberty	1	0	Saint Francis	1	0	Wofford	4	0
Clemson	8	5	Lipscomb	21	4	Saint Louis	5	3	Wyoming	1	0
Cleveland State	1	0	Louisiana-Lafayette	2	0	Samford	4	0	Xavier (Ohio)	0	4
Colgate	1	0	Louisiana State	56	48	San Francisco	1	0	Yale	4	1
College of Charleston	2	0	Louisiana Tech	1	1	Seton Hall	1	0	Others	125	89
Columbia	2	1	Louisville	7	8	Sewanee	46	4	Total	1,405	1,005
Columbia Union	1	0	Loyola (Chicago)	0	3	Siena	0	1			
Connecticut	0	3	Loyola (New Orleans)	0	1	South Alabama	1	0			
Cornell	2	0	Manhattan	1	0	South Carolina	22	22			
Creighton	0	3	Marquette	1	3	South Carolina State	1	0			
Cumberland	25	3	Maryland	0	1	South Florida	2	1			
Dartmouth	2	2	Maryville	1	0	SE Missouri State	1	0			
Davidson	2	1	Massachussetts	2	0	Southeastern La.	1	0			
Dayton	4	0	Memphis	8	6	Southern Cal (USC)	1	4			
DePaul	2	0	Mercer	8	5	Southern Illinois	1	1			
DePauw	0	1	Miami (Ohio)	3	1	Southern (Ky.)	1	0			
Drake	1	1	Michigan	2	6	Southern Methodist	14	6			
Drury	1	0	Michigan State	1	0	Southern Mississippi	0	1			
Duke	5	10	Middle Tennessee St.	26	4	Southwestern	7	0			
East Carolina	1	0	Milligan	1	0	St. Bonaventure	1	0			
East Tennessee State	8	0	Minnesota	0	4	St. John's (N.Y.)	1	5			

COMMODORES®



SERIES RESULTS

GAME-BY-GAME RESULTS AGAINST EACH OPPONENT

Air Force (2-0)

1983-84 W 69-52 N
1992-93 W 95-50 N

Alabama (62-65)

1923-24 L 25-26 A
1924-25 L 22-39 A
1925-26 L 19-23 A
1929-30 L 18-36 A
1930-31 L 29-36 A
1931-32 W 39-32 A
1932-33 L 22-37 H
1933-34 L 32-38 H
1934-35 W 34-33 A
1935-36 L 30-32 H
L 28-33 A
1936-37 W 23-19 A
L 19-29 H
1937-38 W 39-36 A
W 46-26 H
W 50-26 N
1938-39 W 36-34 H
W 41-33 N
1939-40 L 31-43 A
L 29-32 H
1940-41 L 24-48 A
L 28-40 H
1941-42 L 19-33 A
L 33-37 H
1942-43 L 26-29 A
W 31-27 H
1946-47 L 36-49 H
L 33-38 A
1947-48 L 31-60 A
W 58-32 H
1948-49 W 36-31 A
W 68-42 H
1949-50 W 53-44 N
L 44-47 A
W 47-38 H
1950-51 W 49-35 H
1951-52 L 44-63 A
1952-53 L 80-88 H
1953-54 L 75-87 A
1954-55 W 78-57 H
1955-56 L 61-88 A
1956-57 W 61-50 H
1957-58 L 60-65 A
1958-59 W 81-59 H
1959-60 L 54-61 A
1960-61 W 77-61 A
W 73-70 H
1961-62 W 65-63 H
L 76-82 A
1962-63 W 74-73 H
1963-64 W 111-73 A
1964-65 W 75-54 H
1965-66 W 71-63 A
1966-67 W 84-81 A
W 117-80 H
1967-68 W 67-61 H
W 89-74 A
1968-69 W 76-73 H
W 89-74 A
1969-70 W 88-85 A
W 101-79 H
1970-71 W 93-76 H
L 74-75 A
1971-72 L 76-79 A
W 111-91 H
1972-73 L 77-83 H
L 78-87 A
1973-74 W 73-72 H
W 67-65 A

1974-75 L 77-104 A
L 72-86 H
1975-76 L 66-83 A
L 77-84 H
1976-77 L 82-96 A
L 77-78 H
1977-78 L 59-66 A
W 71-69 H
1978-79 W 75-73 A
W 65-57 H
1979-80 L 68-90 A
L 72-79 H
1980-81 W 93-91 H
L 68-82 A
1981-82 L 68-79 A
W 80-63 H
1982-83 W 81-79 A
W 61-60 H
1983-84 W 69-67 H
L 73-80 A
1984-85 L 77-79 A
L 56-81 H
1985-86 L 72-85 H
L 68-69 A
1986-87 L 71-75 A
L 67-71 H
1987-88 W 76-60 H
L 77-88 A
1988-89 W 73-53 H
L 67-77 A
L 79-83 N
1989-90 W 68-67 A
L 56-65 H
1990-91 W 66-55 H
L 55-66 A
1991-92 L 64-85 A
1992-93 W 76-73 H
W 76-59 N
1993-94 L 67-73 A
1994-95 W 75-74 H
1995-96 L 71-80 A
1996-97 W 92-84 H
1997-98 W 72-69 A
L 62-72 N
1998-99 W 81-75 H
1999-00 L 63-77 A
2000-01 W 68-62 H
L 59-78 N
2001-02 L 79-92 A
2002-03 W 70-69 H
W 82-69 N
2003-04 W 70-67 A
2004-05 W 70-56 H
2005-06 L 74-77 A
2006-07 W 94-73 H
2007-08 L 73-78 A
2008-09 W 79-74 H
L 75-82 N

Alabama A&M (5-0)

1998-99 W 113-71 H
2002-03 W 68-40 H
2005-06 W 74-58 H
2006-07 W 86-47 H
2008-09 W 78-55 H

Ala.-Birmingham (4-1)

1988-89 L 69-76 A
1989-90 W 87-74 H
1992-93 W 81-63 N
1996-97 W 66-62 H
1997-98 W 85-74 A

Ala.-Huntsville (1-0)

1996-97 W 60-47 H

Alaska-Anch. (2-0)

1981-82 W 72-68 H
1989-90 W 85-81 H

American (1-0)

2001-02 W 85-57 H

Appalachian State (3-0)

2003-04 W 63-48 H
2004-05 W 68-51 H
2006-07 L 79-87 N

Arizona (1-0)

1956-57 W 107-76 H

Arizona State (0-3)

1981-82 L 53-65 N
1994-95 L 61-67 N
2004-05 L 68-87 N

Arkansas (8-15)

1963-64 W 101-77 H
1990-91 L 70-107 H
1991-92 L 71-91 A
1992-93 W 102-89 H
1993-94 L 76-89 A
1994-95 L 94-97 H
L 72-73 N
1995-96 W 80-73 A
1996-97 W 87-83 H
1997-98 L 83-93 A
1998-99 W 73-69 H
1999-00 L 63-78 A
2000-01 W 81-64 H
2001-02 L 67-81 A
2002-03 L 50-60 H
2003-04 L 62-70 A
2004-05 W 79-65 H
2005-06 L 66-78 A
2006-07 L 67-82 H
L 71-72 N
2007-08 L 73-78 A
L 75-81 N
2008-09 W 75-58 H

Ark.-Little Rock (1-0)

1995-96 W 86-80 H

Arkansas State (3-0)

1959-60 W 98-66 H
1963-64 W 108-73 H
1975-76 W 81-65 H

Army (3-0)

1961-62 W 67-52 H
1965-66 W 71-62 N
1998-99 W 92-41 H

Auburn (79-51)

1920-21 L 7-27 H
1926-27 W 39-35 H
1927-28 L 28-62 A
1929-30 W 29-27 A
1930-31 W 36-26 A
L 25-42 A
1931-32 L 23-36 H
L 23-38 A
1932-33 W 25-24 H
W 21-20 A
1933-34 W 31-22 H
W 48-33 A
1934-35 W 37-27 H
W 41-24 H
W 37-25 A
1935-36 W 47-27 H

1938-39 W 37-32 A
1939-40 W 49-42 H
W 51-45 H
W 50-46 A
1940-41 L 44-45 A
W 47-39 H
1941-42 L 33-35 A
L 45-50 H
L 34-36 N
1942-43 W 54-39 H
W 48-43 A
1946-47 W 38-37 A
W 59-58 H
1947-48 L 41-46 A
W 55-47 H
1948-49 L 46-48 A
W 52-42 H
1949-50 W 58-47 A
W 63-51 H
1950-51 W 61-51 H
1951-52 W 73-61 A
1952-53 L 66-71 H
1953-54 W 96-48 H
L 73-76 A
1954-55 W 79-74 H
1955-56 L 65-74 A
1956-57 W 83-78 H
1957-58 L 69-77 A
1958-59 L 61-64 H
1959-60 L 54-55 A
1960-61 W 58-53 H
1961-62 L 68-89 A
1962-63 L 59-62 H
1963-64 L 63-81 A
1964-65 W 105-77 H
W 79-64 A
1965-66 W 68-63 H
W 91-76 A
1966-67 L 51-64 A
W 71-65 H
1967-68 W 78-65 H
W 74-65 A
1968-69 L 79-92 H
L 75-85 A
1969-70 L 75-84 H
W 92-74 A
1970-71 W 107-86 H
L 94-96 A
1971-72 W 85-77 H
W 93-87 A
1972-73 L 77-81 A
W 98-70 H
1973-74 W 96-51 H
W 89-79 A
1974-75 L 89-93 A
W 85-78 H
1975-76 W 71-59 A
W 80-72 H
1976-77 L 69-74 A
L 71-76 H
1977-78 L 61-74 A
W 91-78 H
1978-79 W 57-55 A
W 66-59 H
L 53-59 N
1979-80 W 66-57 H
W 77-73 A
1980-81 W 97-81 A
L 55-69 H
1981-82 W 78-69 H
W 71-60 A
1982-83 W 64-62 H
L 71-72 A
1983-84 W 73-71 A
L 67-73 H

1984-85 L 58-59 N
L 80-86 H
L 58-84 A
1985-86 L 70-97 A
L 65-79 H
1986-87 W 91-75 H
L 83-91 A
1987-88 W 75-71 A
L 68-81 H
1988-89 W 93-77 H
W 77-62 A
1989-90 L 79-82 A
L 74-87 H
1990-91 W 80-59 A
W 90-70 H
1991-92 W 89-83 H
1992-93 W 73-70 A
1993-94 W 84-60 H
L 56-81 N
1994-95 W 77-59 A
1995-96 W 76-62 H
L 65-68 N
1996-97 W 75-61 A
1997-98 W 82-66 H
1998-99 L 63-81 A
1999-00 L 80-86 H
2000-01 L 66-69 A
2001-02 W 73-67 H
2002-03 L 59-62 A
2003-04 W 59-53 H
2004-05 W 67-43 A
L 73-77 N
2005-06 W 74-50 H
W 76-71 N
2006-07 L 65-68 A
2007-08 W 78-71 A
W 93-82 N
2008-09 W 82-75 A

Austin Peay (13-1)

1937-38 W 43-42 H
W 49-31 A
1938-39 W 42-35 H
1939-40 L 28-40 H
1981-82 W 74-55 H
1983-84 W 56-50 H
1985-86 W 82-75 H
1991-92 W 83-66 H
1992-93 W 116-71 N
1993-94 W 99-65 H
1994-95 W 81-78 H
1998-99 W 89-79 H
2004-05 W 74-58 H
2007-08 W 81-67 H

Baylor (8-1)

1949-50 L 53-61 N
1950-51 W 54-53 N
1951-52 W 60-53 N
1952-53 W 73-66 H
1953-54 W 65-60 H
1958-59 W 61-60 H
1964-65 W 98-97 H
1984-85 W 84-81 A
1985-86 W 85-61 H

Belmont (3-0)

1999-00 W 72-55 H
2000-01 W 81-67 H
2003-04 W 74-59 A

Birmingham-So. (1-1)

1901-02 L 21-34 A
2000-01 W 70-65 H

SERIES RESULTS



Boston College (4-4)			
1971-72	W	82-75	A
1972-73	W	78-62	H
1975-76	W	75-71	H
1980-81	L	72-87	N
1995-96	L	74-90	H
1996-97	L	52-59	A
1999-00	W	76-58	H
2000-01	L	74-97	A
Bowling Green (2-0)			
1968-69	W	92-67	H
1992-93	W	96-69	H
Bradley (3-0)			
1951-52	W	55-51	A
1971-72	W	82-80	N
2007-08	W	95-86	N
Brigham Young (1-0)			
1957-58	W	89-56	H
Butler (0-3)			
1924-25	L	17-37	A
	L	13-33	A
1929-30	L	14-39	A
Cal.-L.A. (UCLA) (1-0)			
1995-96	W	75-71	N
Cal.-St. Long Beach (1-0)			
1981-82	W	72-70	N
Cal.-St. Northridge (1-0)			
2004-05	W	93-75	H
Cal.-St. Poly Pomona (3-0)			
1977-78	W	88-72	H
1978-79	W	65-62	H
1979-80	W	90-74	H
Cal.-St. Poly SLO (1-0)			
2001-02	W	69-64	H
Calumet (2-1)			
1917-18	W	36-26	A
1918-19	W	40-23	A
1923-24	L	25-28	A
Campbell (1-0)			
1998-99	W	90-46	H
Carson-Newman (1-0)			
1927-28	W	66-40	A
Centenary (1-0)			
2001-02	W	77-75	H
Central (Ky.) (1-2)			
1907-08	W	28-14	H
1909-10	L	28-52	A
	L	21-70	A
Central Arkansas (1-0)			
2008-09	W	83-62	H
Central Michigan (1-0)			
2004-05	W	86-54	H
Central (Mo.) (1-0)			
1911-12	W	30-23	A
Centre (1-2)			
1918-19	L	23-28	A

1919-20	W	29-18	A
1920-21	L	13-44	A
Chaminade (2-0)			
1988-89	W	94-70	A
1995-96	W	96-71	A
Chicago (1-0)			
1922-23	W	17-11	H
Cincinnati (1-5)			
1922-23	L	22-41	A
1934-35	L	20-47	A
	L	20-46	A
1970-71	W	86-83	N
2004-05	L	72-88	A
2005-06	L	83-92	H
The Citadel (5-0)			
1921-22	W	37-22	N
1957-58	W	90-61	H
1969-70	W	89-58	H
1977-78	W	53-50	A
1978-79	W	78-63	H
Clemson (8-5)			
1923-24	W	42-14	N
1929-30	L	42-48	A
	L	27-32	A
1932-33	W	39-22	A
1933-34	W	27-25	H
1934-35	L	22-32	A
1962-63	W	60-58	N
1970-71	W	75-61	H
1982-83	W	72-63	N
	W	75-72	A
1983-84	L	62-70	H
1984-85	L	74-81	H
1993-94	W	89-74	H
Cleveland State (1-0)			
1994-95	W	93-64	N
Colgate (1-0)			
1988-89	W	91-55	H
Coll. of Charleston (2-0)			
1991-92	W	74-68	H
2002-03	W	70-53	H
Columbia (2-1)			
1907-08	L	16-34	H
1972-73	W	70-61	H
1984-85	W	73-59	H
Columbia Union (1-0)			
1915-16	W	36-8	A
Connecticut (0-3)			
2001-02	L	71-84	A
2002-03	L	70-76	H
2003-04	L	53-73	N
Cornell (2-0)			
1971-72	W	101-80	H
1987-88	W	95-79	H
Creighton (0-3)			
1934-35	L	28-53	H
1935-36	L	34-40	A
	L	30-46	A
Cumberland (25-3)			
1902-03	W	44-14	A
	W	24-21	H
	W	44-14	H
1903-04	L	5-18	A
1906-07	W	21-17	H

1907-08	L	20-22	H
	L	14-20	A
1908-09	W	25-19	H
	W	38-21	A
1909-10	W	57-13	H
1910-11	W	45-20	A
	W	24-20	H
1911-12	W	78-10	A
	W	47-19	A
1913-14	W	41-36	H
1914-15	W	40-28	A
1915-16	W	40-8	A
	W	81-13	H
1927-28	W	41-30	A
1928-29	W	50-33	A
1929-30	W	39-12	A
1930-31	W	50-26	A
1933-34	W	34-21	H
1938-39	W	37-30	H
	W	48-36	H
1939-40	W	51-39	H
	W	56-49	A
1948-49	W	77-32	A
Dartmouth (2-2)			
1948-49	L	52-64	N
1958-59	W	87-71	H
1969-70	L	82-83	H
1988-89	W	92-67	H
Davidson (2-1)			
1967-68	W	81-79	H
1968-69	L	84-101	A
1985-86	W	78-69	H
Dayton (4-0)			
1991-92	W	84-64	H
1992-93	W	73-53	A
2004-05	W	90-74	H
2005-06	W	63-60	A
DePaul (2-0)			
1964-65	W	83-78	N
2007-08	W	91-85	A
DePauw (0-1)			
1924-25	L	21-28	A
Drake (1-1)			
1948-49	L	46-47	N
2008-09	W	72-57	N
Drury (1-0)			
1924-25	W	33-21	A
Duke (5-10)			
1930-31	L	44-48	A
1931-32	L	32-41	A
1952-53	L	88-94	A
1953-54	W	71-66	H
1962-63	L	70-90	A
1963-64	W	97-92	H
1966-67	L	89-97	A
1967-68	W	76-75	H
1980-81	L	69-72	H
1981-82	W	76-75	A
1982-83	W	74-65	H
1983-84	L	74-78	A
1985-86	L	74-84	H
1986-87	L	66-78	A
1996-97	L	57-86	N
East Carolina (1-0)			
1987-88	W	99-63	H
East Tenn. State (8-0)			
1982-83	W	79-74	H
1985-86	W	75-72	N

1997-98	W	81-53	H
1999-00	W	70-55	H
2000-01	W	87-76	H
2001-02	W	86-77	H
2002-03	W	86-75	H
2006-07	W	104-62	H
Elon (1-0)			
2006-07	W	81-70	H
Eastern Ky. (3-0)			
1982-83	W	82-71	H
1983-84	W	105-63	H
1984-85	W	73-59	H
Evansville (2-4)			
1925-26	L	22-39	A
1926-27	L	22-37	A
	W	46-44	H
1935-36	L	20-33	A
1995-96	W	75-61	H
1996-97	L	61-66	A
Florida (61-56)			
1930-31	W	42-25	A
	W	43-35	A
1931-32	W	36-32	A
	L	33-43	A
1932-33	W	42-41	A
	L	27-43	A
1933-34	L	23-24	N
1937-38	W	59-24	H
1940-41	L	41-47	N
1949-50	W	54-34	H
1950-51	W	81-64	H
1951-52	L	63-66	N
	L	70-86	A
1952-53	W	85-73	H
1953-54	W	76-68	A
1954-55	W	100-72	H
1955-56	W	80-75	A
1956-57	W	75-59	H
1957-58	L	53-73	A
1958-59	W	77-66	A
1959-60	L	75-81	A
1960-61	W	77-60	H
1961-62	L	68-78	A
1962-63	W	78-74	H
1963-64	W	91-78	A
1964-65	W	80-78	H
1965-66	W	89-86	A
1966-67	W	77-69	H
	L	75-83	A
1967-68	L	72-74	A
	L	85-91	H
1968-69	W	62-55	A
	L	73-75	H
1969-70	W	90-79	H
	L	79-81	A
1970-71	L	82-84	A
	W	92-81	H
1971-72	W	104-87	H
	W	90-74	A
1972-73	L	72-80	A
	W	78-71	H
1973-74	W	58-52	H
	L	77-80	A
1974-75	L	90-101	A
	W	102-83	H
1975-76	W	85-81	A
	W	71-67	H
1976-77	L	72-83	A
	W	85-72	H
1977-78	L	65-67	A
	W	59-57	H
1978-79	W	57-56	A
	L	87-90	H
1979-80	W	105-85	H

	L	71-72	N
	W	74-71	A
1980-81	W	72-70	A
	W	73-64	H
1981-82	W	51-48	H
	W	47-46	N
	W	81-67	A
1982-83	W	69-58	H
	L	54-61	A
1983-84	L	59-73	A
	L	63-71	H
1984-85	L	64-68	H
	L	66-78	A
1985-86	L	55-86	A
	W	60-59	H
1986-87	L	81-85	A
	W	84-76	H
1987-88	W	92-65	H
	L	65-81	A
1988-89	L	78-81	H
	L	80-83	A
1989-90	W	71-64	A
	W	67-54	H
	W	68-58	N
1990-91	W	60-57	A
	W	82-68	H
1991-92	L	55-75	A
	W	82-76	H
1992-93	L	61-62	A
	W	82-64	H
1993-94	L	66-75	A
	W	82-78	H
1994-95	L	62-72	A
	L	58-69	H
1995-96	L	55-77	A
	W	70-56	H
1996-97	W	74-63	A
	W	79-72	H
1997-98	L	69-85	A
	W	73-56	H
1998-99	L	59-90	A
	W	71-70	H
1999-00	W	87-77	H
	L	63-89	A
2000-01	W	63-61	A
	L	62-72	H
2001-02	L	85-95	H
	L	54-80	A
2002-03	L	75-87	A
	L	74-77	H
2003-04	W	86-72	H
	L	71-81	A
2004-05	L	65-82	H
	L	61-69	A
2005-06	L	58-81	A
	L	68-73	H
2006-07	L	64-74	A
	W	83-70	H
2007-08	L	64-86	A
	W	61-58	H
2008-09	L	69-94	H
	L	68-82	A
Florida A&M (1-0)			
1998-99	W	83-72	H
Florida State (3-1)			
1960-61	W	75-55	H
1986-87	W	109-92	H
1999-00	L	65-70	A
2000-01	W	72-60	H</

SERIES RESULTS

Furman (6-1)

1962-63	W	69-68	N
1995-96	W	87-63	H
1997-98	W	102-55	H
2000-01	W	78-64	H
2005-06	W	81-60	H
2006-07	L	62-70	H
2008-09	W	68-49	H

Georgetown (1-3)

1990-91	L	60-70	N
2005-06	W	68-61	A
2006-07	L	70-83	H
	L	65-66	N

Georgetown (Ky.) (1-0)

1909-10	W	45-34	A
---------	---	-------	---

Geo. Washington (2-0)

1990-91	W	76-74	N
2006-07	W	77-44	N

Georgia (81-47)

1913-14	L	32-41	A
1914-15	L	35-48	H
1916-17	L	11-31	H
1919-20	W	40-18	H
1920-21	L	17-33	H
1921-22	L	26-27	N
1922-23	W	25-16	H
1924-25	W	41-34	A
1926-27	W	46-44	N
1933-34	W	46-29	N
1940-41	W	50-44	A
1941-42	W	58-38	H
1942-43	W	39-35	A
	W	66-31	H
1945-46	W	44-41	H
	L	39-51	A
1950-51	W	69-57	H
	W	70-60	N
1951-52	W	73-51	A
	W	61-49	N
1952-53	W	97-66	H
1953-54	W	83-67	A
1954-55	W	78-57	H
1955-56	W	85-61	H
	W	69-56	A
1956-57	W	75-51	H
1957-58	W	74-64	H
	W	69-66	A
1958-59	W	78-50	H
1959-60	W	79-67	H
	W	80-75	A
1960-61	W	87-76	H
1961-62	L	69-71	A
1962-63	W	82-64	H
1963-64	L	69-81	A
1964-65	W	75-62	A
	W	89-72	H
1965-66	W	77-63	A
	W	117-97	H
1966-67	W	51-41	A
	W	71-61	H
1967-68	W	82-77	H
	L	77-91	A
1968-69	L	80-102	A
	L	83-90	H
1969-70	L	68-72	H
	L	90-94	A
1970-71	W	76-69	A
	W	74-60	H
1971-72	W	80-76	H
	L	91-98	A
1972-73	W	89-86	A
	W	87-52	H
1973-74	W	91-71	A
	W	83-78	H

1974-75	W	102-80	H
	W	81-78	A
1975-76	W	95-85	H
	W	71-69	A
1976-77	W	72-69	H
	W	74-71	A
1977-78	W	64-56	H
	L	62-64	A
1978-79	W	78-76	H
	L	60-63	A
1979-80	L	66-88	A
	W	70-69	H
1980-81	W	70-55	H
	L	72-80	A
1981-82	L	53-76	A
	L	57-68	H
1982-83	L	61-86	A
	W	71-70	H
1983-84	W	81-74	H
	L	71-98	A
1984-85	L	73-80	A
	W	69-68	H
1985-86	W	77-71	H
	L	70-101	A
1986-87	L	53-76	A
	L	59-75	H
1987-88	W	92-77	H
	W	77-71	A
1988-89	W	76-75	H
	W	85-72	A
1989-90	L	81-108	A
	L	66-67	H
	W	78-74	N
1990-91	W	75-74	H
	L	59-72	A
	L	72-80	N
1991-92	L	70-72	A
	W	86-67	H
1992-93	W	78-66	H
	W	87-83	A
1993-94	W	71-67	A
	W	67-57	H
1994-95	L	62-65	A
	W	83-77	H
1995-96	W	66-62	H
	L	68-77	A
1996-97	L	53-61	H
	W	86-80	A
1997-98	W	68-64	A
	L	62-81	H
	L	65-79	N
1998-99	L	63-70	A
	L	67-82	H
1999-00	W	67-58	A
	W	101-89	H
2000-01	L	73-82	H
	L	68-70	A
2001-02	L	69-82	A
	W	86-84	H
2002-03	W	94-91	H
	L	70-83	A
2003-04	W	61-39	H
	L	61-71	A
2004-05	L	59-68	A
	W	65-37	H
2005-06	L	73-74	H
	W	72-55	A
2006-07	L	73-85	A
	W	66-61	H
2007-08	W	67-59	A
	W	86-74	H
2008-09	W	50-40	H
	L	57-61	A

Ga. Southern (1-0)

2002-03	W	96-60	H
---------	---	-------	---

Georgia State (1-0)

1979-80	W	65-53	A
---------	---	-------	---

Georgia Tech (39-32)

1913-14	W	55-41	A
1919-20	W	39-21	A
	W	32-3	H
1924-25	W	37-26	A
1925-26	W	27-24	A
1926-27	L	29-36	A
1927-28	L	31-41	A
1928-29	L	28-40	A
	L	15-40	A
1929-30	L	25-46	A
	L	37-41	A
1930-31	L	35-44	A
	W	45-32	A
1931-32	L	27-45	A
1932-33	W	38-27	H
1933-34	W	24-22	H
	W	38-30	A
1934-35	W	33-32	A
	W	53-25	H
1935-36	W	43-22	H
	W	42-40	A
	L	37-42	N
1936-37	L	27-39	A
	L	30-40	H
1937-38	L	25-59	A
	L	35-40	H
	L	18-50	N
1938-39	L	24-30	A
	W	49-42	H
1939-40	L	43-49	A
	L	39-57	A
1940-41	L	48-55	A
	W	54-41	H
1941-42	W	39-32	A
	L	27-35	H
1942-43	L	29-43	A
	W	52-28	H
1943-44	L	51-63	N
1950-51	W	65-47	H
	W	69-67	A
1951-52	W	92-67	H
	W	83-58	A
1952-53	W	72-60	H
	L	79-85	A
1953-54	W	65-55	A
	W	84-65	H
1954-55	W	71-69	A
	W	83-63	H
1955-56	W	72-59	A
	W	67-64	H
1956-57	W	81-73	A
	W	93-74	H
1957-58	L	60-81	A
	W	60-59	H
1958-59	L	61-80	A
	L	67-71	H
1959-60	L	66-74	A
	W	62-57	H
1960-61	W	69-56	A
	W	79-59	H
1961-62	L	66-71	A
	W	88-74	H
1962-63	L	62-67	A
	W	75-74	H
1963-64	L	71-75	A
	W	103-89	H
1993-94	L	77-86	N
2005-06	L	67-76	A
2006-07	W	73-64	H
2007-08	W	92-79	H
2008-09	L	51-63	A

Hampton (1-0)

2001-02	W	100-85	N
---------	---	--------	---

Hardin-Simmons (1-0)

1958-59	W	80-52	H
---------	---	-------	---

Harvard (1-0)

1993-94	W	74-58	H
---------	---	-------	---

Hawaii (2-0)

1987-88	W	91-62	H
1990-91	W	74-70	N

Hendrix (1-0)

1922-23	W	26-14	A
---------	---	-------	---

High Point (1-0)

2002-03	W	81-75	H
---------	---	-------	---

Hofstra (1-0)

1999-00	W	74-46	H
---------	---	-------	---

Holy Cross (2-1)

1950-51	L	62-64	A
1975-76	W	106-91	H
1991-92	W	76-72	H

Houston (1-1)

1986-87	L	72-73	N
2001-02	W	59-50	H

Howard (2-1)

1901-02	L	23-33	A
	W	29-19	A
1902-03	W	25-11	A

Illinois (3-5)

1970-71	L	79-96	A
1971-72	W	95-92	H
1982-83	W	58-47	N
	L	77-79	A
1983-84	L	55-69	H
1992-93	L	77-93	N
1992-93	W	85-68	N
2008-09	L	63-69	H

Illinois-Chicago (0-1)

2008-09	L	55-74	H
---------	---	-------	---

Illinois State (1-0)

1993-94	W	92-75	H
---------	---	-------	---

Indiana (3-6)

1934-35	L	30-39	A
1935-36	L	18-56	A
1986-87	W	79-75	H
1987-88	L	61-63	A
1990-91	L	73-84	H
1991-92	L	51-88	A
2002-03	L	56-73	A
2003-04	W	73-60	H
2004-05	W	67-60	A

IUPUI (2-0)

2003-04	W	86-68	H
2005-06	W	53-45	H

Indiana State (1-1)

1981-82	W	72-66	H
1984-85	L	77-88	A

Iona (2-0)

1980-81	W	92-56	N
2007-08	W	97-73	H

Iowa State (3-4)

1935-36	L	28-38	H
1955-56	L	76-87	A
1975-76	W	105-80	A
1976-77	W	69-68	H

1980-81	W	97-87	H
1983-34	L	72-73	A
1985-86	L	79-80	H

Jacksonville (1-1)

1974-75	L	104-107	N
1986-87	W	74-72	H

Jacksonville State (1-0)

2005-06	W	67-46	H
---------	---	-------	---

James Madison (1-0)

2000-01	W	84-70	H
---------	---	-------	---

Kansas (2-2)

1972-73	W	72-64	A
1973-74	W	83-72	H
1987-88	L	64-77	N
1997-98	L	82-89	N

Kansas State (4-5)

1968-69	W	92-80	H
1969-70	L	78-91	A
1970-71	L	74-72	H
1976-77	L	66-	

SERIES RESULTS

1931-32	W	38-32	A
	L	35-40	A
1936-37	W	39-30	A
	W	39-12	H
1949-50	W	74-39	H
1950-51	W	58-45	H
1951-52	W	80-49	H
1953-54	W	86-65	H
1972-73	W	69-57	A
1974-75	W	81-68	H
1976-77	W	62-59	H
1982-83	W	64-53	H
1984-85	W	94-82	H
1992-93	W	81-51	H
1994-95	L	90-93	A
1995-96	W	70-56	H
2008-09	W	65-57	H

Milligan (1-0)

1922-23	W	41-20	A
---------	---	-------	---

Minnesota (0-4)

1956-57	L	60-63	A
1957-58	L	85-89	H
1958-59	L	76-77	A
1959-60	L	59-72	H

Mississippi (70-39)

1924-25	W	19-18	A
1925-26	L	18-32	A
1926-27	W	33-32	H
	W	32-20	N
1928-29	L	46-48	A
1937-38	L	30-68	N
1940-41	W	80-47	H
1941-42	L	31-38	A
1942-43	L	44-49	A
	W	55-30	H
1945-46	W	39-31	A
1946-47	W	55-40	H
1947-48	L	42-53	A
	W	71-49	H
1948-49	W	62-49	A
	W	64-52	H
1949-50	W	44-37	A
	W	80-47	H
1950-51	W	70-63	A
1951-52	W	59-51	H
1952-53	L	65-79	A
1953-54	L	74-78	H
1954-55	W	94-69	H
	L	63-77	A
1955-56	W	88-73	H
1956-57	W	90-61	H
	L	66-68	A
1957-58	W	68-59	H
1958-59	W	79-74	A
1959-60	W	66-58	H
1960-61	L	72-74	A
1961-62	W	80-58	H
1962-63	W	79-72	H
1963-64	W	88-81	H
1964-65	W	84-70	A
1965-66	W	106-58	H
1966-67	W	78-70	A
	W	72-67	H
1967-68	W	96-70	H
	W	90-72	A
1968-69	W	62-55	H
	L	67-75	A
1969-70	W	87-75	A
	L	80-83	H
1970-71	W	130-112	A
	L	88-94	A
1971-72	L	65-92	A
	W	89-83	H
1972-73	W	59-57	H
	W	59-49	A

1973-74	W	71-56	H
	W	84-68	A
1974-75	W	80-66	A
	W	86-80	H
1975-76	W	61-60	H
	L	72-81	A
1976-77	W	77-72	H
	L	66-75	H
1977-78	W	66-63	H
	L	57-61	A
1978-79	W	94-70	H
	W	66-58	A
1979-80	L	66-67	H
	L	78-89	A
1980-81	L	44-46	A
	W	52-50	H
	L	51-71	N
1981-82	W	65-55	H
	L	48-51	A
1982-83	L	62-77	H
	L	51-62	A
1983-84	W	76-55	A
	W	70-60	H
	W	77-57	N
1984-85	W	63-61	H
	L	55-60	H
1985-86	W	81-70	A
	W	66-63	H
1986-87	W	66-59	H
	L	54-77	A
1987-88	W	60-57	A
	W	93-68	H
1988-89	W	72-65	A
	W	71-69	H
1989-90	W	86-79	H
	L	67-68	A
	L	62-65	N
1990-91	W	89-52	H
	L	58-74	A
1991-92	L	72-84	A
1992-93	W	89-59	H
1993-94	L	72-77	A
1994-95	W	82-75	H
1995-96	L	55-78	A
1996-97	L	62-64	N
	W	67-64	H
1997-98	L	87-76	A
1998-99	W	79-64	H
1999-00	L	67-75	A
2000-01	L	68-81	H
2001-02	L	61-73	A
2002-03	W	76-68	H
2003-04	W	77-65	A
	W	70-50	N
2004-05	W	73-51	H
2005-06	W	77-62	A
2006-07	W	85-80	H
2007-08	L	58-74	A
2008-09	W	71-61	H

Miss. State (71-43)

1921-22	W	22-18	H
1922-23	W	34-27	H
1923-24	W	24-23	A
1924-25	L	20-29	A
1925-26	L	27-36	A
	W	21-20	H
1926-27	W	35-34	A
1927-28	L	38-44	A
1928-29	L	32-47	A
1932-33	L	36-48	N
1938-39	W	73-40	N
1939-40	W	46-36	N
1941-42	W	41-38	A
1942-43	L	40-45	A
	W	45-35	H
1946-47	W	64-44	H
1947-48	L	46-51	A

1948-49	W	35-29	A
	W	90-45	H
1949-50	W	62-50	A
	W	85-50	H
1950-51	W	63-60	A
1951-52	W	86-61	A
1952-53	L	75-82	A
1953-54	W	79-69	H
1954-55	W	72-52	A
1955-56	W	69-49	H
1956-57	L	62-63	A
1957-58	W	74-62	H
1958-59	L	65-83	A
1959-60	W	79-72	H
1960-61	L	65-74	A
1961-62	W	100-86	H
1962-63	L	55-58	A
1963-64	W	90-56	H
1964-65	W	94-70	A
1965-66	L	90-92	H
1966-67	W	79-64	H
	L	71-74	A
1967-68	W	90-69	A
	W	84-73	H
1968-69	W	108-87	H
	W	120-83	A
1969-70	W	93-79	A
	W	78-72	H
1970-71	W	86-73	H
	L	73-81	A
1971-72	L	69-76	A
	W	104-82	H
1972-73	W	75-69	H
	W	74-70	A
1973-74	W	75-69	H
	W	60-59	A
1974-75	W	96-85	A
	W	76-72	H
1975-76	W	71-66	A
	W	76-75	H
1976-77	L	77-102	A
	W	68-66	H
1977-78	L	73-79	A
	L	48-55	H
1978-79	L	68-74	A
	W	70-68	H
1979-80	L	106-110	H
	W	92-74	H
1980-81	W	79-61	H
	L	68-69	A
	W	71-58	N
1981-82	W	66-53	A
	L	31-33	H
1982-83	L	48-64	A
	W	63-60	H
	L	61-76	N
1983-84	W	67-54	H
	W	57-54	A
1984-85	L	70-71	H
	W	81-71	A
1985-86	L	60-64	A
	W	77-65	H
	L	54-62	N
1986-87	W	76-57	A
	W	66-58	H
1987-88	W	82-66	H
	L	68-73	A
1988-89	W	80-71	A
	W	77-58	H
1989-90	W	81-68	H
	L	68-83	A
1990-91	L	62-85	A
	W	91-70	H
1991-92	L	71-74	H
	W	77-55	N
1992-93	W	80-39	A
1993-94	W	84-67	H

1994-95	L	48-76	A
1995-96	W	69-64	H
1996-97	L	53-60	A
	W	73-67	N
1997-98	W	77-73	H
1998-99	L	62-67	A
	L	58-76	N
1999-00	W	76-53	N
	W	65-64	H
2000-01	L	63-80	A
2001-02	L	43-66	H
2002-03	L	60-82	A
2003-04	L	69-72	H
	W	74-70	N
2004-05	L	54-60	A
2005-06	W	80-52	H
2006-07	L	70-83	A
2007-08	W	86-85	H
2008-09	L	66-73	A

Miss. Valley St. (1-0)

1996-97	W	92-56	H
---------	---	-------	---

Missouri (2-1)

1958-89	L	72-78	A
1961-62	W	77-65	H
1986-87	W	69-54	N

Monmouth (0-1)

2001-02	L	67-81	N
---------	---	-------	---

Morehead State (4-0)

1987-88	W	81-73	H
1998-99	W	79-69	H
2001-02	W	83-73	H
2008-09	W	74-48	H

Murray State (3-1)

1930-31	W	48-29	A
1939-40	W	46-37	H
1945-46	L	34-53	A
1988-89	W	74-57	H

Navy (2-2)

1943-44	L	17-47	H
	W	37-31	A
1958-59	L	61-67	H
1961-62	W	77-74	N

Nebraska (4-2)

1955-56	W	66-48	A
1956-57	W	78-54	H
1973-74	W	82-58	H
1974-75	L	66-81	A
1975-76	L	57-68	H
1997-98	W	80-69	N

New Hampshire (1-0)

1991-92	W	100-67	H
---------	---	--------	---

New Mexico (3-0)

1956-57	W	81-59	H
1960-61	W	66-59	A
1986-87	W	87-71	N

New Mexico St. (3-0)

1955-56	W	64-40	H
1957-58	W	73-59	A
1997-98	W	79-72	N

New Orleans (3-0)

1989-90	W	88-65	H
1993-94	W	78-59	H
2005-06	W	78-72	H

New York Univ. (1-1)

1949-50	W	65-59	A
1950-51	L	56-87	A

Nicholls State (1-0)

1996-97	W	85-37	H
2006-07	W	76-40	H

North Alabama (2-0)

1980-81	W	111-79	H
1981-82	W	116-88	H

North Carolina (3-6)

1923-24	L	20-37	N
1930-31	L	21-23	A
1964-65	L	78-84	A
1965-66	W	81-72	H
1967-68	W	89-76	H
1968-69	L	78-100	A
1987-88	W	78-76	H
1988-89	L	77-89	A
1995-96	L	63-71	N

N.C. A&T (2-0)

1992-93	W	87-5
---------	---	------

SERIES RESULTS



Oklahoma State (1-1)

1949-50 L 61-62 N
1964-65 W 60-58 H

Oregon (4-2)

1967-68 W 70-59 H
1992-93 W 83-81 N
1997-98 W 69-58 H
1998-99 L 70-90 A
2004-05 L 65-75 N
2005-06 W 76-75 H

Pennsylvania (2-1)

1962-63 L 70-74 A
1985-86 W 89-76 H
1986-87 W 71-70 A

Penn State (2-1)

1989-90 W 75-62 N
1993-94 W 83-60 H
1994-95 L 73-95 A

Pittsburg (Kan.) (0-1)

1923-24 L 32-33 A

Pittsburgh (1-1)

1935-36 L 32-57 A
1987-88 W 80-74 N

Portland (2-0)

1966-67 W 98-63 H
1969-70 W 124-73 H

Princeton (4-0)

1959-60 W 72-54 H
1984-85 W 68-47 H
1985-86 W 49-44 A
1993-94 W 61-43 N

Providence (1-0)

1998-99 W 72-66 N

PR-Mayaguez (1-0)

2006-07 W 102-59 N

Purdue (1-1)

1929-30 L 22-43 A
1965-66 W 94-72 H

Rhode Island (0-2)

1991-92 L 63-68 H
1998-99 L 69-82 N

Rice (15-3)

1951-52 W 65-56 H
1953-54 L 60-79 H
1959-60 W 82-72 A
1960-61 W 70-44 H
1961-62 L 64-71 A
1962-63 W 80-68 H
1963-64 W 82-68 A
1964-65 W 78-49 H
1968-69 W 85-77 H
1971-72 W 105-87 H
1973-74 W 89-80 N
1977-78 W 87-69 A
1978-79 W 88-59 H
1979-80 W 94-75 H
1990-91 W 75-68 H
1995-96 L 77-78 H
2006-07 W 74-69 A
2007-08 W 76-58 H

Richmond (2-0)

1977-78 W 101-68 H
1978-79 W 70-59 A

Saint Francis (1-0)

2008-09 W 84-55 H

Saint Louis (5-3)

1925-26 L 22-35 A
1926-27 W 40-21 A
1929-30 L 16-46 A
1969-70 W 76-66 H
1982-83 W 88-67 H
1989-90 W 74-72 N
1996-97 W 81-61 H
1997-98 L 74-78 A

Samford (4-0)

1973-74 W 69-65 H
1981-82 W 98-63 H
1989-90 W 100-76 H
1994-95 W 75-51 H

San Francisco St. (1-0)

1978-79 W 82-52 H

Seton Hall (1-0)

1967-68 W 85-67 H

Sewanee (46-4)

1908-09 W 28-19 H
1909-10 W 61-10 H
1910-11 W 54-5 H
1912-13 W 41-13 H
1926-27 W 53-18 H
W 31-18 A
1927-28 W 33-26 A
1928-29 W 45-31 A
W 29-23 A
1929-30 L 15-36 A
L 35-40 A
1930-31 W 35-17 A
W 52-32 A
1931-32 W 30-22 A
W 32-21 H
1932-33 W 25-19 H
W 41-25 A
1933-34 W 60-28 A
W 40-27 H
1934-35 W 47-20 A
W 62-32 H
1935-36 W 45-27 H
W 40-16 A
1936-37 W 46-26 A
W 43-38 H
1937-38 L 28-32 H
W 41-35 A
1938-39 W 37-30 A
W 70-42 H
1939-40 W 52-39 H
W 31-28 A
1940-41 W 42-28 A
W 46-24 H
1941-42 W 50-34 H
W 50-20 A
1944-45 W 51-46 H
L 38-51 A
1946-47 W 51-30 H
W 60-37 A
1950-51 W 63-44 H
1951-52 W 86-63 A
1953-54 W 76-59 H
1954-55 W 88-48 H
1955-56 W 84-45 H
1956-57 W 87-45 H
1957-58 W 91-53 H
1958-59 W 71-42 H
1959-60 W 87-68 H
1960-61 W 80-57 H
1961-62 W 76-43 H

Siena (0-1)

2007-08 L 83-62 N

South Alabama (1-0)

2007-08 W 91-88 H

South Carolina (22-22)

1926-27 W 31-25 N
1932-33 W 31-29 A
1959-60 W 85-73 H
1963-64 W 106-78 H
1982-83 L 71-85 A
1983-84 W 69-63 H
1986-87 L 91-96 N
1991-92 W 79-75 H
L 68-77 A
1992-93 W 76-72 H
W 77-73 A
1993-94 W 97-83 H
W 96-91 A
1994-95 L 74-76 H
W 91-83 A
1995-96 L 83-87 A
W 107-97 H
L 70-80 N
1996-97 L 64-65 H
L 53-74 A
1997-98 L 70-71 A
L 61-65 H
1998-99 W 77-66 H
L 57-69 A
1999-00 L 71-72 H
W 61-60 A
2000-01 L 65-70 H
L 49-57 A
2001-02 L 43-66 H
W 60-51 A
2002-03 L 72-84 H
L 64-76 A
2003-04 L 55-57 H
L 75-82 A
2004-05 L 63-68 A
W 76-65 H
2005-06 L 64-66 H
W 57-56 A
2006-07 W 78-68 H
W 99-90 A
2007-08 W 80-73 H
W 66-65 A
2008-09 L 76-86 A
W 96-83 H

So. Carolina St. (1-0)

2000-01 W 65-60 H

South Florida (2-1)

1983-84 W 58-44 H
1985-86 L 65-66 N
2008-09 W 71-52 N

SE Missouri St. (1-0)

2001-02 W 76-71 H

Southeastern La. (1-0)

2002-03 W 80-58 H

Southern Cal. (1-4)

1965-66 L 72-74 H
1968-69 W 85-75 H
1969-70 L 89-108 A
1974-75 L 93-98 N
1975-76 L 72-77 H

Southern Illinois (1-1)

1974-75 W 79-72 H
2004-05 L 53-67 N

Southern (Ky.) (1-0)

1907-08 W 28-15 A

SMU (14-6)

1953-54 W 72-65 H
1957-58 L 58-72 A
1958-59 L 72-80 A
1959-60 L 67-86 A
1960-61 W 76-64 H
1961-62 L 73-91 A
1962-63 W 69-62 H
1963-64 W 79-60 A
1964-65 W 99-67 H
1966-67 W 89-76 H
1967-68 W 88-84 H
1968-69 W 97-94 H
1969-70 W 104-99 H
1971-72 L 79-81 A
1978-79 L 64-68 A
1979-80 W 88-77 H
1989-90 W 65-60 A
1990-91 W 68-65 H
1991-92 W 67-55 A
1992-93 W 95-86 H

Southern Miss. (0-1)

1986-87 L 88-95 H

Southwestern (7-0)

1944-45 W 59-40 A
W 66-48 H
1945-46 W 38-20 A
1946-47 W 64-39 H
1947-48 W 64-40 A
W 61-47 H
1957-58 W 98-48 H

St. Bonaventure (1-0)

1997-98 W 73-61 H

St. John's (N.Y.) (1-5)

1951-52 L 54-69 A
1970-71 L 81-85 H
1971-72 L 81-98 A
1974-75 W 73-53 H
1976-77 L 53-63 A
1977-78 L 54-59 H

St. Joseph's (1-0)

2000-01 W 78-76 H

Stanford (0-2)

1954-55 L 64-72 H
1988-89 L 68-89 H

Stetson (1-0)

1999-00 W 94-62 H

SW Presbyterian (6-1)

1906-07 W 27-15 H
1907-08 L 10-20 A
1908-09 W 56-19 H
1914-15 W 85-20 H
1917-18 W 79-16 A
1920-21 W 40-27 H
1921-22 W 36-24 H

Syracuse (1-1)

1965-66 W 113-98 H
1993-94 L 62-78 N

Temple (1-2)

1949-50 L 35-55 A
W 49-45 N
1992-93 L 59-67 N

Tennessee (67-108)

1921-22 L 5-20 A

1922-23 L 15-16 A
W 28-25 A
1923-24 L 23-36 A
1924-25 W 27-18 A
1925-26 L 32-38 A
1926-27 W 35-25 H
1927-28 W 28-26 A
1928-29 L 22-26 A
1929-30 L 21-23 A
L 33-38 A
1930-31 W 41-40 A
L 34-37 A
1931-32 L 25-27 A
L 22-27 A
1932-33 W 37-32 H
L 27-35
A
1933-34 W 31-26 H
L 34-45 A
1934-35 L 29-39 H
L 37-39 A
1935-36 W 33-30 H
L 33-34 A
1936-37 L 30-50 H
L 28-34 A
1937-38 L 30-37 H
L 26-38 A
1938-39 L 31-33 A
W 56-38 H
L 36-39 N
1939-40 L 23-29 A
L 31-34 H
1940-41 L 36-37 H
L 25-46 A
1941-42 L 33-34 H
L 26-39 A
1942-43 W 30-27 H
L 22-44 A
L 31-41 N
1945-46 L 33-55 H
L 32-42 A
L 32-46 N
1946-47 L 47-54 H
L 21-56 A
1947-48 L 48-63 H
L 53-72 A
1948-49 L 51-53 H
L 64-67 A
1949-50 W 67-52 A
W 50-44 H
L 44-50 N
1950-51 W 58-57 H
L 59-61 A
W 88-52 N
1951-52 W 80-60 H
L 50-68 A
1952-53 W 77-69 H
L 79-83 A
W 85-64 H
1953-54 L 53-62 A
L 76-80 H
1954-55 W 73-69 A
W 76-71 H
1955-56 W 84-57 A
W 96-68 H
1956-57 W 71-68 A
W 69-62 H
1957-58 L 55-67 A
W 83-70 H
1958-59 L 60-65 A
W 76-60 H
1959-60 L 60-72 A
W 63-53 H
1960-61 W 68-66 A
W 76-60 H
1961-62 L 83-85 A
W 97-76 H
1962-63 W 68-50 A

COMMODORES®



Vs. THE CONFERENCES



<u>America East</u>	<u>Record</u>	<u>Pct.</u>
Albany	-	-
Binghamton	-	-
Boston University	-	-
Hartford	-	-
Maine	-	-
Maryland-Baltimore County	-	-
New Hampshire	1-0	1.000
Stony Brook	-	-
Vermont	2-0	1.000
Total	3-0	1.000

<u>Atlantic Coast</u>	<u>Record</u>	<u>Pct.</u>
Boston College	4-4	.500
Clemson	8-5	.615
Duke	5-10	.333
Florida State	3-1	.750
Georgia Tech	39-32	.549
Maryland	0-1	.000
Miami (Fla.)	-	-
North Carolina	3-6	.333
North Carolina State	2-1	.667
Virginia	5-1	.833
Virginia Tech	2-5	.286
Wake Forest	5-4	.556
Total	76-70	.521

<u>Atlantic Sun</u>	<u>Record</u>	<u>Pct.</u>
Belmont	3-0	1.000
Campbell	1-0	1.000
East Tennessee State	8-0	1.000
Florida Atlantic	-	-
Gardner-Webb	-	-
Jacksonville	1-1	.500
Kennesaw State	-	-
Lipscomb	21-4	.840
Mercer	8-5	.615
North Florida	-	-
Stetson	1-0	1.000
Total	43-10	.811

<u>Atlantic 10</u>	<u>Record</u>	<u>Pct.</u>
Charlotte	0-1	.000
Dayton	4-0	1.000
Duquesne	-	-
Fordham	0-1	.000
George Washington	2-0	1.000
La Salle	1-0	1.000
Massachusetts	2-0	1.000
Rhode Island	0-2	.000
Richmond	2-0	1.000
Saint Louis	5-3	.625
St. Bonaventure	1-0	1.000
St. Joseph's (Pa.)	1-0	1.000
Temple	1-2	.333
Xavier (Ohio)	0-4	.000
Total	19-13	.594

<u>Big East</u>	<u>Record</u>	<u>Pct.</u>
Cincinnati	1-5	.167
Connecticut	0-3	.000
DePaul	2-0	1.000
Georgetown	1-3	.250
Louisville	7-8	.467
Marquette	1-3	.250
Notre Dame	4-5	.444
Pittsburgh	1-1	.500
Providence	1-0	1.000
Rutgers	-	-
St. John's (N.Y.)	1-5	.167
Seton Hall	1-0	1.000
South Florida	2-1	.667
Syracuse	1-1	.500
Villanova	0-1	.000
West Virginia	-	-
Total	23-36	.390

<u>Big Sky</u>	<u>Record</u>	<u>Pct.</u>
Eastern Washington	-	-
Idaho State	-	-
Montana	-	-
Montana State	-	-
Northern Arizona	-	-
Portland State	-	-
Sacramento State	-	-
Weber State	-	-
Total	0-0	.000

<u>Big South</u>	<u>Record</u>	<u>Pct.</u>
Birmingham Southern	1-1	.500
Charleston Southern	-	-
Coastal Carolina	-	-
High Point	1-0	1.000
Liberty	1-0	1.000
UNC-Asheville	3-0	1.000
Radford	-	-
Virginia Military Institute	3-0	1.000
Winthrop	-	-
Total	9-1	.900

<u>Big Ten</u>	<u>Record</u>	<u>Pct.</u>
Illinois	3-5	.375
Indiana	3-6	.333
Iowa	-	-
Michigan	2-6	.250
Michigan State	1-0	1.000
Minnesota	0-4	.000
Northwestern	4-1	.800
Ohio State	4-3	.571
Penn State	2-1	.666
Purdue	1-1	.500
Wisconsin	-	-
Total	20-27	.426

<u>Big 12</u>	<u>Record</u>	<u>Pct.</u>
Baylor	8-1	.889
Colorado	-	-
Iowa State	3-4	.429
Kansas	2-2	.500
Kansas State	4-5	.444
Missouri	2-1	.666
Nebraska	4-2	.666
Oklahoma	2-0	1.000
Oklahoma State	1-1	.500
Texas	4-2	.666
Texas A&M	1-0	1.000
Texas Tech	6-2	.750
Total	37-20	.649

<u>Big West</u>	<u>Record</u>	<u>Pct.</u>
Cal-State Northridge	1-0	1.000
UC-Irvine	-	-
UC-Santa Barbara	-	-
UC-Riverside	-	-
Cal-Poly SLO	1-0	1.000
Cal-State Fullerton	-	-
Long Beach State	1-0	1.000
Pacific	-	-
Total	3-0	1.000

<u>Colonial</u>	<u>Record</u>	<u>Pct.</u>
Delaware	-	-
Drexel	-	-
George Mason	-	-
Georgia State	1-0	1.000
Hofstra	1-0	1.000
James Madison	1-0	1.000
UNC-Wilmington	1-0	1.000
Northeastern	-	-
Old Dominion	-	-
Towson	-	-
Virginia Commonwealth	2-0	1.000
William & Mary	4-0	1.000
Total	10-0	1.000

<u>Conference USA</u>	<u>Record</u>	<u>Pct.</u>
Alabama-Birmingham	4-1	.800
Central Florida	-	-
East Carolina	1-0	1.000
Houston	1-1	.500
Marshall	-	-
Memphis	8-6	.571
Rice	15-3	.833
Southern Methodist	14-6	.700
Southern Mississippi	0-1	.000
UTEP	-	-
Tulane	23-10	.697
Tulsa	1-0	1.000
Total	67-18	.786

<u>Independents</u>	<u>Record</u>	<u>Pct.</u>
Morris Brown	-	-
Temple	1-2	.333
Texas-Pan American	1-0	1.000
Texas A&M-Corpus Christi	-	-
Total	2-2	.500

<u>Ivy League</u>	<u>Record</u>	<u>Pct.</u>
Brown	-	-
Columbia	2-1	.666
Cornell	2-0	1.000
Dartmouth	2-2	.500
Harvard	1-0	1.000
Pennsylvania	2-1	.666
Princeton	4-0	1.000
Yale	4-1	.800
Total	17-5	.773

<u>Metro Atlantic Athletic</u>	<u>Record</u>	<u>Pct.</u>
Canisius	-	-
Fairfield	-	-
Iona	2-0	1.000
Loyola (Md.)	-	-
Manhattan	1-0	1.000
Marist	-	-
Niagra	-	-
Rider	-	-
St. Peter's	-	-
Siena	0-1	.000
Total	3-1	.750

<u>Mid-American</u>	<u>Record</u>	<u>Pct.</u>
Akron	-	-
Ball State	-	-
Bowling Green	2-0	1.000
Buffalo	-	-
Central Michigan	1-0	1.000
Eastern Michigan	-	-
Kent	-	-
Miami (Ohio)	3-1	.750
Northern Illinois	-	-
Ohio	1-0	1.000
Toledo	4-0	1.000
Western Michigan	1-0	1.000
Total	12-1	.923

COMMODORES®



Vs. THE CONFERENCES

<u>Mid-Continent</u>	<u>Record</u>	<u>Pct.</u>
Centenary	1-0	1.000
Chicago State	-	-
IUPUI	2-0	1.000
Missouri-Kansas City	-	-
Oakland	-	-
Oral Roberts	-	-
Southern Utah	-	-
Western Illinois	-	-
Total	3-0	1.000

<u>Mid-Eastern Athletic</u>	<u>Record</u>	<u>Pct.</u>
Bethune-Cookman	-	-
Coppin State	-	-
Delaware State	-	-
Florida A&M	1-0	1.000
Hampton	1-0	1.000
Howard	2-1	.667
Maryland-Eastern Shore	-	-
Morgan State	-	-
Norfolk State	-	-
North Carolina A&T State	2-0	1.000
South Carolina State	1-0	1.000
Total	7-1	.875

<u>Horizon League</u>	<u>Record</u>	<u>Pct.</u>
Butler	0-3	.000
Cleveland State	1-0	1.000
Detroit Mercy	-	-
Illinois-Chicago	0-1	.000
Loyola (Chicago)	0-3	.000
Valparaiso	2-0	1.000
Wisconsin-Green Bay	-	-
Wisconsin-Milwaukee	-	-
Wright State	-	-
Youngstown State	-	-
Total	3-7	.300

<u>Missouri Valley</u>	<u>Record</u>	<u>Pct.</u>
Bradley	3-0	1.000
Creighton	0-3	.000
Drake	1-1	.500
Evansville	2-4	.333
Illinois State	1-0	1.000
Indiana State	1-1	.500
Northern Iowa	-	-
Southern Illinois	1-1	.500
Southwest Missouri State	-	-
Wichita State	1-0	1.000
Total	10-10	.500

<u>Mountain West</u>	<u>Record</u>	<u>Pct.</u>
Air Force	2-0	1.000
Brigham Young	1-0	1.000
Colorado State	-	-
Nevada-Las Vegas	-	-
New Mexico	3-0	1.000
San Diego State	-	-
TCU	4-1	.800
Utah	-	-
Wyoming	1-0	1.000
Total	11-1	.917

<u>Northeast Conference</u>	<u>Record</u>	<u>Pct.</u>
Central Connecticut State	-	-
Fairleigh Dickinson	-	-
Long Island	-	-
Monmouth	0-1	.000
Mount State Mary's (Md.)	-	-
Quinnipiac	-	-
Robert Morris	-	-
Sacred Heart	-	-
St. Francis (N.Y.)	-	-
St. Francis (Pa.)	1-0	1.000
Wagner	-	-
Total	1-1	.500

<u>Ohio Valley</u>	<u>Record</u>	<u>Pct.</u>
Austin Peay	13-1	.929
Eastern Illinois	-	-
Eastern Kentucky	3-0	1.000
Jacksonville State	1-0	1.000
Morehead State	4-0	1.000
Murray State	3-1	.750
Samford	4-0	1.000
Southeast Missouri State	1-0	1.000
Tennessee State	6-0	1.000
Tennessee Tech	14-5	.737
Tennessee-Martin	5-0	1.000
Total	54-7	.885

<u>Pacific 10</u>	<u>Record</u>	<u>Pct.</u>
Arizona	1-0	1.000
Arizona State	0-3	.000
California	-	-
Oregon	4-2	.600
Oregon State	-	-
Southern California	1-4	.200
Stanford	0-2	.000
UCLA	1-0	1.000
Washington	-	-
Washington State	1-0	1.000
Total	8-11	.421

<u>Patriot League</u>	<u>Record</u>	<u>Pct.</u>
American	1-0	1.000
Army	3-0	1.000
Bucknell	-	-
Colgate	1-0	1.000
Holy Cross	2-1	.666
Lafayette	-	-
Lehigh	2-0	1.000
Navy	2-2	.500
Total	11-3	.786

<u>Southeastern</u>	<u>Record</u>	<u>Pct.</u>
Alabama	62-65	.488
Arkansas	8-15	.348
Auburn	78-51	.605
Florida	61-56	.521
Georgia	81-47	.633
Kentucky	43-131	.247
Louisiana State	56-48	.538
Mississippi	70-39	.642
Mississippi State	71-43	.623
South Carolina	22-22	.500
Tennessee	66-107	.382
Total	615-620	.498

<u>Southern</u>	<u>Record</u>	<u>Pct.</u>
Appalachian State	2-1	.667
The Citadel	5-0	1.000
College of Charleston	2-0	1.000
Davidson	2-1	.666
Elon	1-0	1.000
Furman	6-1	.857
Georgia Southern	1-0	1.000
UNC Greensboro	2-0	1.000
Chattanooga	13-3	.813
Western Carolina	2-0	1.000
Wofford	4-0	1.000
Total	40-6	.870

<u>Southland</u>	<u>Record</u>	<u>Pct.</u>
Central Arkansas	1-0	1.000
Lamar	-	-
McNeese State	-	-
Nicholls State	1-0	1.000
Louisiana-Monroe	-	-
Northwestern State (La.)	-	-
Sam Houston State	-	-
Southeastern Louisiana	1-0	1.000
Texas State	-	-
Stephen F. Austin	-	-
Texas-Arlington	-	-
Texas-San Antonio	-	-
Total	3-0	1.000

<u>Southwestern Athletic</u>	<u>Record</u>	<u>Pct.</u>
Alabama A&M	5-0	1.000
Alabama State	-	-
Alcorn State	-	-
Arkansas-Pine Bluff	-	-
Grambling State	-	-
Jackson State	-	-
Mississippi Valley State	1-0	1.000
Prairie View A&M	-	-
Southern	-	-
Texas Southern	-	-
Total	6-0	1.000

<u>Sun Belt</u>	<u>Record</u>	<u>Pct.</u>
Arkansas-Little Rock	1-0	1.000
Arkansas State	3-0	1.000
Denver	-	-
Florida Atlantic	-	-
Florida International	-	-
Louisiana-Lafayette	1-0	1.000
Middle Tennessee State	26-4	.867
New Orleans	3-0	1.000
North Texas	-	-
South Alabama	1-0	1.000
Troy	-	-
Western Kentucky	13-10	.565
Total	51-14	.785

<u>West Coast</u>	<u>Record</u>	<u>Pct.</u>
Gonzaga	-	-
Loyola Marymount	-	-
Pepperdine	-	-
Portland	2-0	1.000
St. Mary's (Calif.)	-	-
San Diego	-	-
San Francisco	1-0	1.000
Santa Clara	-	-
Total	3-0	1.000

<u>Western Athletic</u>	<u>Record</u>	<u>Pct.</u>
Boise State	1-0	1.000
Fresno State	-	-
Hawaii	2-0	1.000
Idaho	-	-
Louisiana Tech	1-1	.500
Nevada	-	-
New Mexico State	3-0	1.000
San Jose State	-	-
Tulsa	1-0	1.000
Utah State	2-0	1.000
Total	10-1	.767

VANDERBILT



THE UNIVERSITY



THE UNIVERSITY

Vanderbilt, founded 136 years ago by a \$1 million gift by Commodore Cornelius Vanderbilt, is one of the nation's leading institutions of higher learning, a mid-size, private comprehensive research university that emphasizes undergraduate learning and living experiences.

Since its inception, the university has taken great pride in the quality of education – and the quality of life – its students enjoy. Each of the four undergraduate colleges – College of Arts and Science, School of Engineering, Blair School of Music and Peabody College – attracts students with varying goals and dreams. Whichever school they enroll in, students receive a valuable and versatile education and are an integral part of the University's community of scholars.

Members of the undergraduate student body, including Vanderbilt student-athletes, are outstanding academic achievers and active participants in Vanderbilt's 350-plus extracurricular organizations. The University attracts students from many ethnic, cultural, socio-economic, geographic and religious backgrounds, and all are encouraged to listen to and learn from one another. The incoming freshman class of 2013 features the greatest diversity in Vanderbilt history.

At Vanderbilt, professors know their students' names, and take an interest in students' ideas. Recognized globally for their research and scholarship

proWess, faculty members believe in the importance of balancing professional pursuits with classroom instruction, and they value their relationships with students. Some of the world's leading scholars teach Vanderbilt undergraduates as early as the freshman year in intimate classrooms that average nine students to each professor.

At Vanderbilt, faculty advisers do more than sign course schedules for the next semester. They help students develop an academic program that meets individual objectives, and they encourage students to enhance primary areas of study by choosing among hundreds of elective courses, course-

related internships, off-campus study and accelerated degree programs.

Through the Honor Code, student-directed service opportunities and campus programs, Vanderbilt students also consider moral and ethical issues and put the many facets of their lives into a personal framework of values.

At Vanderbilt, the big material resources are in place – beautiful grounds and buildings, well-equipped classrooms and labs, various options for housing and ample athletic and recreational facilities.




Off campus, undergraduates have all the urban conveniences offered by one of America's foremost cities, Nashville. The city, located on the scenic Cumberland River, possesses a rare blend of big-city amenities and small-town charm. Its collection of cultural activities, attractions, restaurants, parks and sporting events is unmatched in the region.

Though located within walking distance of downtown activities, the quality of Vanderbilt life is reflected in much smaller, less public ways – running into friends while walking across campus, researching papers from a dorm room, grabbing a late-night snack, choosing a public policy lecture or an athletic event or having dinner with classmates at a professor's home. These are all part of the Vanderbilt experience, from which students draw long after leaving, and indeed for life.

HISTORY OF THE UNIVERSITY

With Commodore Cornelius Vanderbilt's gift, the university was founded in 1873. It was his hope that building a world-class university in the South would "contribute to strengthening the ties which should exist between all sections of our common country."

Originally affiliated with the Methodist Episcopal Church South, the campus became independent in 1914. The University's student body has been coeducational since 1875. The original campus, which opened in a single building on 75 acres, expanded to 330 acres in 1979 when Vanderbilt merged with the neighboring George Peabody College for Teachers.





VANDERBILT STUDENTS, FACULTY & CLASSROOMS

The student community at Vanderbilt consists of 6,378 undergraduate students and more than 4,000 graduate/professional students. The undergraduate enrollment is 52 percent female. Every state and more than 100 foreign countries are represented by the student body.

The Vanderbilt classroom features a favorable student-faculty ratio of 9:1, by far the lowest in the SEC. Average class size at Vanderbilt hovers under 20 students, with 75 percent of Vanderbilt's undergraduate courses featuring less than 25 students.

The university faculty is among the finest in the nation. Undergraduate and postgraduate students at Vanderbilt are served by nearly 2,500 faculty members at the forefront of their academic disciplines, drawn to Vanderbilt from every region of the globe. Faculty members have won countless prestigious awards, including Nobel, Fulbright, Guggenheim, MacArthur, Mellon, National Endowment for the Humanities and National Science Foundation.

A TOP 20 UNIVERSITY

The Vanderbilt student is getting a top education. Numerous respected publications, such as U.S. News & World Report, include Vanderbilt among the top schools in America. The magazine, in its "America's College Rankings 2010" edition, ranked Vanderbilt tied for 18th among national universities – and second among universities in the Southeast. The magazine also listed Peabody College as the nation's best graduate school of education, the Vanderbilt Law School 17th overall, and the Vanderbilt School of Medicine 17th in the nation. Several others, including Business Week, Wall Street Journal and Forbes, list Vanderbilt's Owen School of Management among the nation's top graduate business programs.



ACADEMIC ACHIEVEMENT BY STUDENT-ATHLETES

Vanderbilt is renowned for its focus on academic success through commitment, effort and integrity. The athletic community also celebrates academic achievement. Commodore student-athletes are among the leaders in graduation success. In recent years, the graduation success rate of Vanderbilt's student-athletes has approached 90 percent, far ahead of other Southeastern Conference schools. Twice since 1996, the Commodore football program has topped the nation with a 100 percent graduation rate of its senior class.

THE UNDERGRADUATE COLLEGES

COLLEGE OF ARTS AND SCIENCE

The heart of Vanderbilt beats in the College of Arts and Science, encouraging students to think deeply, inquire broadly and imagine creatively. Twenty-five undergraduate degrees, ranging from economics and theatre to English, mathematics and cellular biology, are offered in the multi-dimensional College of Arts and Science. The college combines eager students and a highly acclaimed faculty ranging from prize-winning poets to pioneering research scientists. Many of the college's graduates go on to careers in law, medicine, business, education and public policy. Arts and Science graduates are recruited for careers as diverse as investment banking, international relief and journalism.



PEABODY COLLEGE



One of America's leading education schools, Peabody College offers 10 degrees. Peabody, established in 1867, has produced numerous premier educators.

SCHOOL OF ENGINEERING

Eight degrees, ranging from electrical engineering to computer science, are offered in the prestigious School of Engineering. This is the oldest school of its kind in the South. Graduates are highly sought after by more than 300 corporations that actively recruit the school. Faculty professors teach undergraduate classes and frequently use students in important research projects.



BLAIR SCHOOL OF MUSIC

Vanderbilt is one of three Top 25 universities to boast a highly acclaimed school of music. Students at the Blair School are among the finest in America, expecting to train with an impressive roster of professors. Vanderbilt's newest school also features the acclaimed Martha Rivers Ingram Center for the Performing Arts.





Skip Bayless

ARTS & ENTERTAINMENT

- John Bloom**
Creator of "Joe Bob Briggs"
Hollywood movie critic
- Amy Grant**
Award-winning recording artist;
Primetime TV series host
- Delbert Mann**
Oscar-winning director
- Daniel Roumain**
Composer
- Tom Schulman**
Oscar-winning screenwriter
- Molly Sims**
Supermodel, actress
- Fred Thompson**
Movie, TV actor



Muhammad Yunus

EDUCATION

- The late Susan Walton Gray**
Founder, Project Head Start
- Thomas K. Hearn, Jr.**
President, Wake Forest
- Earl Bruce Heilman**
Chancellor, University of Richmond
- Rev. Edward A. Malloy, C.S.C.**
Former President, Notre Dame
- William Troutt**
President, Rhodes College



Lamar Alexander

GOVERNMENT/PUBLIC SERVICE

- Lamar Alexander**
Current U.S. Senator, Tennessee;
Former Secretary of Education;
Former Governor of Tennessee
- James Bacchus**
Chairman, Appellate Body of the
World Trade Organization
- Brian Carlson**
U.S. Ambassador to Latvia
- Dr. Won Chung**
Former Prime Minister, Minister of
Education, South Korea
- Steve Cohen**
U.S. Representative, Tennessee
- Hon. Frank F. Drowota III**
Justice, Tenn. Supreme Court
- Terry Dornbush**
Former U.S. Ambassador to
The Netherlands
- Albert Gore, Jr.**
Former Vice President of the
United States;
Family policy advocate and activist



Amy Grant

- Mickey Kantor**
Former U.S. Sec. of Commerce
- James Neal**
Watergate Counsel
- Roy Neel**
Former White House Deputy Chief
of Staff (Clinton Admin.)
- Bill Purcell**
Former Mayor, Metropolitan
Nashville-Davidson County
- James Sasser**
Former U.S. Senator, Tennessee;
Former U.S. ambassador to China
- Fred Thompson**
Former U.S. Senator, Tennessee

AUTHORS

- James Patterson**
Best-selling suspense novelist
- The late Robert Penn Warren**
Three-time Pulitzer Prize winner

MEDIA

- Skip Bayless**
ESPN First Take commentator
- Roy Blount, Jr.**
Best-selling author
- Sam Feist**
Senior Executive Producer, CNN
- Tyler Kepner**
Yankees writer, New York Times
- Ann. S. Moore**
Chairman, CEP, Time Inc.
- The late Grantland Rice**
Legendary sportswriter
- Buster Olney**
Senior baseball writer, ESPN

SCIENCE/MEDICINE

- Dr. Antonio Gotto**
Dean, Cornell School of Medicine
- The late Dr. Norman Shumway**
Transplant pioneer at Stanford
- Dr. Mildred Stahlman**
Neonatology pioneer at Vanderbilt

BUSINESS

- Thomas Beasley**
Founder, former Chairman/CEO,
Corrections Corporation of America
- The late Monroe J. Carell Jr.**
Former Chairman,
Central Parking Corp.
- Mark Dalton**
President, Tudor Investments
- Dr. Thomas Frist Jr.**
Chairman, Hospital Corp. of America


- John R. Hall**
Former chairman/CEO, Ashland Oil
- John Ingram**
President, Ingram Dist. Holdings
- Mark P. Mays**
President/COO, Clear Channel
Entertainment
- Ann S. Moore**
CEO/Chairman, Time Inc.
- Douglas Parker**
CEO, US Air Group Inc.
- H. Ross Perot, Jr.**
CEO, Perot Systems Corporation
- Catherine Reynolds**
Former CEO, EduCap
- John W. Rich**
Chairman, Delta Coals
- Joe L. Roby**
Chairman Emeritus,
Credit Suisse First Boston
- Bill Samuels, Jr.**
President, Maker's Mark
- Cal Turner, Jr.**
Former CEO/President,
Dollar General Corporation
- Muhammad Yunus**
2006 Nobel Peace Prize winner;
Economist, Founder, Grameen
Bank, Bangladesh

SPORTS

- Chantelle Anderson**
WBB All-American;
- Charles Davis**
Former NBA player;
Dir., Charles Davis Foundation
- Arthur Hancock**
Top Thoroughbred breeder; Owner
of past Kentucky Derby winner
- Clyde Lee**
First-Team All-American; Two-time
SEC Player of the Year, NBA veteran
- Will Perdue**
ESPN radio commentator;
NBA world champion, Chicago
- Brandt Snedeker**
Playing member, PGA Tour
- Ryan Tolbert**
NCAA track & field champion
- Heidi Ueberroth**
Executive V.P., NBA Entertainment
- Perry Wallace**
SEC's first African-American
scholarship basketball player;
Law professor, Washington, D.C.



Molly Sims



Fred Thompson



Perry Wallace



Former Nashville Mayor Bill Purcell



Brandt Snedeker



Chantelle Anderson



Al and Tipper Gore



Ann S. Moore

CHANCELLOR NICHOLAS S. ZEPPOS



Nicholas S. Zeppos was named Vanderbilt University's eighth chancellor on March 1, 2008. He also serves as provost and vice chancellor for academic affairs and professor of law.

The long-time Vanderbilt educator and administrator has been a vocal supporter of the Commodore student athletics program. Zeppos has given his endorsement to an athletics capital improvement plan expected to surpass \$50 million in the coming years. Several of the upgrades are directed at Johnson's Commodore football program.

Zeppos served in an increasingly prominent role during his ascension to the chancellorship since being hired by Vanderbilt as an assistant professor of law in 1987.

A distinguished legal scholar, teacher and executive, Zeppos served from 2002 to February 2008 as Vanderbilt's chief academic officer, overseeing the university's undergraduate, graduate and professional education programs and research in liberal arts and sciences, engineering, music, education, business, law, and divinity. As provost and vice chancellor, he chaired Vanderbilt's budgeting and capital planning council, as well as oversaw the dean of students and dean of admissions.

Zeppos has led a number of important initiatives at Vanderbilt, including the planning process for The Commons, a landmark transformation of the first-year experience; the Strategic Academic Planning Group; innovative efforts in undergraduate admissions and financial aid; and the development of new programs in Jewish studies, law and economics, and genetics, among others. He also has led the university's Shape the Future fund-raising campaign, which exceeded its \$1.25 billion goal two years ahead of schedule and set a new target of \$1.75 billion by 2010.

Zeppos was recognized with five teaching awards at the law school before serving as an associate dean, associate provost, and provost and vice chancellor for academic affairs. He also served as interim chancellor for eight months prior to being formally appointed as Vanderbilt's eighth chancellor on March 1, 2008.

In the Nashville community, Zeppos serves on the boards of the Nashville Area Chamber of Commerce, the Nashville Alliance for Public Education and is a member of the United Way Campaign Cabinet.


From 1982 to 1987, Zeppos practiced law in Washington, D.C., at the United States Department of Justice and at Wilmer, Cutler & Pickering, where he specialized in appellate litigation involving complex regulatory, statutory and constitutional matters.

The Milwaukee, Wis., native is a 1979 magna cum laude graduate of the University of Wisconsin Law School, where he served as editor in chief of the Wisconsin Law Review and was selected as the outstanding graduate of his class. He studied history during his undergraduate years at the university, where he was a 1976 Phi Beta Kappa graduate.


He is married to Lydia Ann Howarth, a graduate of the University of Chicago and Lawrence University, who is a writer and editor. They have two sons, Benjamin and Nicholas.



COMMODORES®



VICE CHANCELLOR DAVID WILLIAMS II



On gameday, Williams is a keen follower from the sidelines, offering encouraging words and support to Vanderbilt coaches, student-athletes and fans. Off the field, Williams is an influential administrator serving as Vice Chancellor for University Affairs and Athletics.

Since 2003, Williams has directed an initiative to more fully integrate Commodore athletics into the total Vanderbilt student life experience. With the support of current chancellor Nicholas Zeppos and former Chancellor Gordon Gee, the university's senior

management team and Vanderbilt Board of Trust, Williams' efforts have been successful in creating opportunities for student-athletes to participate in programs across the Vanderbilt landscape.

Today, Williams' efforts have placed the Vanderbilt program among the nation's most innovative, offering a streamlined organization. Since sweeping changes were initiated in September 2003, Williams has firmly placed his stamp on the program. He has overseen the recruitment and hiring of seven outstanding head coaches. Williams also has addressed facility upgrades with an effort announced in early 2008 that to date has resulted in the refurbishing of Vanderbilt Stadium, expansion of Hawkins Field and renovation in Memorial Gym.

Under Williams, Vanderbilt Athletics have blossomed. Since 2006-07, at least eight sports have participated in postseason action each year. Eight Commodore athletes have been selected in the first round of their respective sports in the last four years. Off the field, student-athletes' collective GPA has reached its highest level in more than a decade.

Athletics is but a small part of Williams' influential Vanderbilt role. Williams also serves as General Counsel directing a staff of 14 attorneys, Secretary of Vanderbilt and its nationally recognized Medical Center, the Office of Risk Management, the University's Compliance and Conflict of Interest functions, and the operations of the University's Board of Trust.

Williams' campus participation also includes a tenured full professorship at the School of Law, lecturing on Tax Law, Sports Law and Education Law. He has taught a course on Law and Higher Education at Peabody College, and from time to time, courses in the undergraduate curriculum.

Williams has reached outside of the Vanderbilt community, having served a term helping set national policy regarding collegiate athletics on the NCAA Academics/Eligibility/Compliance Cabinet. He presently serves as a member of the NCAA Infraction Appeals Committee.

Williams was named Vice Chancellor, General Counsel and Secretary of Vanderbilt in 2000. His role moved toward administration of Vanderbilt student affairs and athletics in 2002.

Williams came to Vanderbilt after serving in numerous administrative roles at Ohio State University over a 14-year period. When he accepted the Vanderbilt role, Williams was Vice President of Student and Urban/



Vice Chancellor Williams welcomes Perry Wallace into the inaugural Vanderbilt Sports Hall of Fame class.

Community Affairs and Professor of Law at Ohio State.

A native of Detroit, Mich., Williams received a Bachelor of Science in Social Science and Master of Arts in Education from Northern Michigan University where he was a member of the track team. He also earned a Master of Business Administration and a Doctor of Jurisprudence from the University of Detroit, and an L.L.M. in taxation from New York University.

Before entering law school, Williams spent 10 years as a middle school teacher and coach in Detroit public schools.

Williams is active in the Nashville area community, serving as an executive member and director with several organizations. He is treasurer and finance committee chair of the Nashville Symphony Board of Directors, and is past chair of the United Way of Metropolitan Nashville. Some of Williams' other board memberships include the Nashville Area Chamber of Commerce, Nashville

Sports Council, Tennessee Sports Hall of Fame, Nashville Public Television, Adventure Science Center, 100 Black Men of Middle Tennessee, the Nashville Rotary and Special Olympics Tennessee.



Williams shares a lighter moment with Vanderbilt student-athletes prior to commencement ceremonies.

Williams also supports youth athletic programs in the Nashville community.

Professionally, Williams is currently serving his second three-year term as a member of the Nashville branch of the Atlanta Federal Reserve Board. He is an active member of the American Corporate Counsel Association, the National Association of College and University Attorneys and the American Bar Association. He is a member of the Continuing Legal Education committee of both the Nashville Bar Association and the NACUA. As a member of ABA's Section of Business Law, Williams has served as a member of the Corporate Counsel Committee. He held terms on two prestigious legal committees – the ABA Standing Committee on Public Education and the ABA Section on Legal Education and Admissions Standards Review Committee.

Williams also is a member of the American Law Institute, an arbitrator for FINRA, the American Arbitration Association, and a past member of the Harry Phillips Inn of Court. He has served on a number of ABA Accreditation site visits of law schools and has completed a term on the Membership Review Committee of the American Association of Law Schools. Williams has written, lectured and participated in many seminars on topics of tax law, sports law, law and education, and legal history. Williams was recently elected to a three-year term on the board of directors for the National Association for Colleges and University Attorneys. Nashville Mayor Karl Dean has appointed Williams to the city's new "Green Ribbon" Commission.

Williams has taught at the law schools of the University of Detroit, Capital University, the Ohio State University and Vanderbilt, and directed the Ohio State University Law Program in Oxford, England in 1992 and 1995. He was elected outstanding law professor at both the University of Detroit and Ohio State.

Williams and his wife, Gail, have two children: Samantha, who is a varsity swimmer and rising sophomore at Brown University, and Nicholas, who is a ninth grader at University School of Nashville and competes in cross country, basketball, track and soccer. His wife serves as the Associate Director of Community Relations at Vanderbilt, and is chair of the Metro Transit Authority (MTA) board of directors.

ATHLETIC ADMINISTRATION



LORI ALEXANDER
Associate Director of
Student Athletics:
Women's Basketball/Tennis/
Women's Soccer



KEVIN COLON
Associate Director of
Student Athletics:
Baseball/Track/Cross Country/
Women's Swimming



DWAYNE ELLIOTT
Director,
Student Campus Events



ERIC JONES
Manager,
Ticket Office



CANDICE STOREY LEE
Associate Director of
Student Athletics;
Senior Woman Administrator



PATRICIA MARETT
Associate Vice Chancellor
and Chief of Staff/
Division of University Affairs
and Athletics



JEFF MILLER
General Manager,
ISP Sports Properties



LUCIUS OUTLAW
Associate Provost for
Undergraduate Education;
Faculty Athletic Representative



CHRISTY PASSMORE
Executive Director of
Development/
National Commodore Club



BRIAN REESE
Associate Director of
Student Athletics:
Football/Women's Bowling/
Women's Lacrosse



DIANE SCOTT
Executive Assistant,
Student Athletics Administration
and Compliance



STEVE WALSH
Director of Marketing



BROCK WILLIAMS
Associate Director of
Student Athletics and
Assistant Vice Chancellor for
Student Recreation:
Men's Basketball/Golf



ROD WILLIAMSON
Director of
External Relations



ELIZABETH WRIGHT
Director of
Academic Support

COMMODORES®





VANDERBILT COACHES

VANDERBILT®



GREG ALLEN
Women's Golf



MELANIE BALCOMB
Women's Basketball



TIM CORBIN
Baseball




RONNIE COVELSKIE
Women's Soccer



IAN DUVENHAGE
Men's Tennis



D'ANDRE HILL
Women's Track &
Field



BOBBY JOHNSON
Football



STEVEN KEITH
Men's and Women's
Cross Country



GEOFF MACDONALD
Women's Tennis



JEREMY ORGAN
Women's Swimming



TOM SHAW
Men's Golf



CATHY SWEZEY
Women's Lacrosse




JOHN WILLIAMSON
Women's Bowling



ATHLETIC STAFF



Lacey Ballard
Assistant,
Video Department



Warren Belin
Assistant Coach,
Football



Nate Bell
Academic
Counselor



Angela Bess
Football
Admin. Assistant



Tom Bossung
Head Athletic Trainer



Tom Boysen
Assistant Coach,
Men's Tennis



Conrad Bradburn
Assistant Director,
Marketing



Beverly Brothers
Football
Admin. Assistant



Jamie Bryant
Assistant Coach,
Football



Meggie Butzow
Assistant Dir. of Facilities and
Events/Tennis Center



Andrea Poole Cain
Asst. Recruiting Coord.
Football



Ted Cain
Assistant Coach,
Football



Robbie Caldwell
Assistant Coach,
Football



Eric Chaffin
Associate Dir. of Facilities and
Events/Memorial Gym



Cal Cook
Director of Major Gifts,
Natl. Commodore Club



Nicki Cutler
Assistant Coach,
Women's Golf



Cristin Czubik
Assistant Coach,
Women's Soccer



Shanika Douglass
Accountant,
Business Office



Susan Ellis
Assistant Coach,
Women's Lacrosse



Justin Emil
Assistant Coach,
Men's Golf



John Erck
Director of Major Gifts,
Natl. Commodore Club



Joanne Eskreis
Admin. Assistant to
Dir. of Sport Operations



Amber Falcone
Assistant Coach
Women's Lacrosse



Shawn Fagan
Academic
Counselor



Katie Feyes
Academic
Counselor



Charlie Fisher
Assistant Coach,
Football



Bruce Fowler
Assistant Coach,
Football



Andy Frank
Quality Control,
Football



Sterling Frierson
Academic
Counselor



Tom Garrick
Assistant Coach
Women's Basketball

COMMODORES®





ATHLETIC STAFF

VANDERBILT®



Mike Glenn
Asst. Facilities Director,
Mail Room



Debbie Green
Associate Ticket
Manager



Edwyna Griscom
Football
Admin. Asst.



Chris Ham
Assistant Athletic
Trainer



Mike Hazel
Assistant Director
Football Operations



Christy Hogan
Academic
Counselor



David Hood
Quality Control,
Football



Clark Humphreys
Assistant Coach,
Women's Track & Field



Derek Johnson
Assistant Coach,
Baseball



Lucy Jones
Senior Director,
Natl. Commodore Club



Rebecca Kelley
Assistant Director,
Marketing/Group Sales



Jimmy Kiser
Assistant Coach,
Football



Dez Kitchings
Assistant Coach,
Football



Robin Langlois
Member Services Coord.,
Natl. Commodore Club



Michele Loftis
Athletic Trainer,
Women's Basketball



Rick Logo
Assistant Coach,
Football



Renee Macklin
Asst. Director of Facilities and
Game Management



Molly Malone
Assistant Athletic
Trainer



Graham Manning
Admin. Assistant
Baseball



Max-Maurice Martin
Academic
Counselor



Sara Melby
Assistant Athletic
Trainer



George Midgett
Compliance
Coordinator



Krysten Nemecek
Assistant Coach,
Swimming & Diving



Majid 'Magic' Noori
Executive Chef,
Hendrix Room



Gina Owens
Assistant Manager,
Business Office



Michelle Parks
Administrative Assistant,
Commodore Club



Steven Parks
Director,
Video Production



John Peach
Compliance
Coordinator



Corey Pelot
Assistant Manager,
Ticket Office



Vicky Picott
Assistant,
Women's Basketball



ATHLETIC STAFF



COMMODORES®



Rhonda Riley
Assistant Coach,
Women's Cross Country



Kim Rosamond
Assistant,
Women's Basketball



Jason Silvers
Assistant Director,
Marketing



Chris Singleton
Asst. Equipment
Manager



John Sisk
Director of Strength
and Conditioning



David Sparks
Equipment Manager,
Olympic Sports



Vicki Spina
Admin. Assistant,
Women's Basketball



Jeannie Stotts
Travel Coordinator,
Caldwell Travel



Lisa Teasley
Manager,
Business Office



Gabe Teeple
Assistant Coach,
Strength and Conditioning



John Thorpe
Assistant Director of Operations
& Facilities



Aleke Tsubanos
Assistant Coach,
Women's Tennis



Craig Turman
Associate G.M.,
ISP Sports



Andrew Turner
Recruiting Coordinator,
Olympic Sports



Beth Turner
Accountant,
Business Office



Curtis Turner
Assistant Coach,
Strength and Conditioning



Justin VanOrman
Director of Operations,
Women's Basketball



Eric Vaughter
Assistant Coach,
Women's Soccer



Gary Veach
Equipment
Assistant




Patrick Violette
Assistant Athletic
Trainer



Heather Warf
Accounting Assistant,
Business Office



Garrett Walker
Equipment Manager,
Olympic Sports



Wes Whaley
Assistant Director,
Video Production



Lisa Webb
Admin. Asst., Directors
of Sport Operations



Natasha Weddle
Assistant Coach,
Strength & Conditioning



Alison Wenzel
Coordinator,
CHAMPS/Life Skills



Justin Wenzel
Assistant Athletic
Trainer



Michael West
Assistant Ticket
Manager



Kerry Wilbar
Assistant Athletic
Trainer



Luke Wyatt
Head Equipment Manager





VU ADMINISTRATION

GENERAL OFFICERS



NICHOLAS S. ZEPOS
Chancellor



JEFF BALSER
Vice Chancellor
for Health Affairs



JERRY FIFE
Interim Vice Chancellor
for Administration



BETH FORTUNE
Vice Chancellor
for Public Affairs



RICHARD MCCARTY
Provost, Vice Chancellor
for Academic Affairs



BRETT SWEET
Vice Chancellor for Finance;
Chief Financial Officer



DAVID WILLIAMS II
Secretary, General Counsel;
Vice Chancellor for
University Affairs & Athletics



MATTHEW WRIGHT
Vice Chancellor
for Investments

VANDERBILT DEANS



CAMILLA BENBOW
Dean, Peabody College



JIM BRADFORD
Dean, Owen Graduate
School of Management



COLLEEN CONWAY-WELCH
Dean, School of Nursing



CAROLYN DEVER
Dean, College of
Arts and Science



KENNETH GALLOWAY
Dean, School of
Engineering



CHRIS GUTHRIE
Dean, Law School



JAMES HUDNUT-BEUMLER
Dean, Divinity School



MARK WAIT
Dean, Blair School
of Music



VANDERBILT®



MEDIA INFORMATION





COVERING THE COMMODORES



GAMEDAY MEDIA POLICIES

Credentials

The Vanderbilt Athletic Communications office issues season media credentials to authorized full-time or specified representatives of media outlets who cover Vanderbilt basketball on a regular basis. Single-game credentials also will be available for media who cover the team less frequently, should space allow. Please e-mail or fax credential requests on company letterhead to the attention of men's basketball contact, Andy Boggs.

Credential Pick-Up

Credentials are available for pick-up at "Media Will Call" located near the playing floor at Memorial Gymnasium. Those media wishing to access "Media Will Call" should enter the service tunnel located at the end of Lot 71 behind the outfield wall of Vanderbilt's Hawkins Field baseball stadium. Proceed through the tunnel until you arrive at the "Media Will Call" table. If enough advance notice is given, credentials can be mailed or sent via next-day carrier at the expense of the media organization making the request.

Media Parking

Media parking is located inside the 25th Avenue parking garage located at the corner of 25th Avenue and Jess Neely Drive. After parking, please enter Memorial Gymnasium through the service tunnel entrance located at the end of Lot 71 behind the outfield wall of Vanderbilt's Hawkins Field baseball stadium. Vehicles parked in Lot 71 without the proper parking pass will be towed.

Media Seating

Media covering Vanderbilt basketball games are seated at various locations inside Memorial Gymnasium. 1.) A select number of seats are available on the floor, usually reserved for Nashville beatwriters and radio crews from both schools. 2.) An additional 20 seats are available inside Suite 5 located on the northside concourse, reserved for media following the visiting team and Nashville radio and television media. 3.) More than 40 seats are available in the third-level pressbox for additional media seating needs.

Media Workroom

Memorial Gymnasium's media workroom is located in the northeast corner of the facility, nearest the opponents' bench. This room will serve as a place for pregame meals as well as an area for the media to work after the game. The room is equipped with both telephone and data ports.

ATHLETIC COMMUNICATIONS STAFF



Brandon Barca
Director of Online Services



Andy Boggs
Men's Basketball Contact



Larry Leathers
Assistant Director



Thomas Samuel
Assistant Director



Ryan Schulz
Editor, *Commodore Nation*



Chris Weinman
Assistant Director



Rod Williamson
Director of External Relations



Travis Young
Communications Intern

ATHLETIC COMMUNICATIONS TELEPHONE NUMBERS

Office: (615) 322-4121 • Fax: (615) 343-7064 • Press Row: (615) 320-0436

SID CONTACT INFORMATION

- Andy Boggs343-1847 (W)andy.boggs@vanderbilt.edu
- Larry Leathers343-6437 (W)larry.leathers@vanderbilt.edu
- Thomas Samuel343-0020 (W)thomas.samuel@vanderbilt.edu
- Chris Weinman343-0019 (W)chris.weinman@vanderbilt.edu
- Rod Williamson322-4051 (W)rod.williamson@vanderbilt.edu
- Travis Young322-4121 (W)travis.young@vanderbilt.edu

ATHLETIC COMMUNICATIONS MAILING ADDRESSES

PO Box 120158	2601 Jess Neely Drive
Nashville, TN 37212	Nashville, TN 37212

VANDERBILT®





VANDERBILT STUDENT ATHLETICS PHONE DIRECTORY

(615 Area Code)

Student Athletics..... 322-4121

Student Athletics Administration

Vice Chancellor, David Williams..... 322-4831
 Associate Vice Chancellor, Patricia Marett..... 322-4831
 Assistant Vice Chancellor & Director of Sports Operations,
 Brock Williams (M-Basketball, M/W-Golf)..... 343-4411
 Associate Director of Athletics, Lori Alexander
 (M/W-Tennis, W-Soccer)..... 322-4118
 Associate Director of Athletics, Kevin Colon
 (Baseball, W-Track/Cross Country)..... 343-4937
 Associate Director of Athletics, Brian Reese
 (Football, W-Bowling, W-Lacrosse)..... 343-6372
 Executive Director, National Commodore Club, Christy Passmore.... 343-3109
 Associate Director of Athletics (W-Basketball), Director of Compliance
 & Senior Women's Administrator, Candice Storey Lee..... 322-7992
 Director of Academic Support, Elizabeth Wright..... 322-0795
 Director of Marketing & Promotions, Steve Walsh..... 343-6113
 Director of External Relations, Rod Williamson..... 322-4121
 Director of Operations & Facilities at Memorial Gym
 Eric Chaffin..... 322-1793

General Department Phone Numbers

Academics..... 343-0444
 Athletic Communications..... 322-4121
 Business Office..... 343-1712
 Baseball Office..... 322-3716
 Basketball Office (Men)..... 322-6530
 Basketball Office (Women)..... 343-8482
 Bookstore (Rand Hall)..... 322-2994
 Bowling Office..... 343-5538
 Cheerleading..... 343-4411
 Compliance..... 322-7992
 Football Office..... 322-3565
 Golf Office (Men)..... 343-5342
 Golf Office (Women)..... 322-4542
 Hendrix Room..... 343-8303
 National Commodore Club..... 322-4114
 Soccer (Women)..... 322-4121
 Tennis Office..... 322-6068
 Ticket Office..... 322-4653
 Track & Field Office (Women)..... 343-2897
 Lacrosse Office (Women)..... 343-8526

VUCOMMODORES.COM

General Communications Possibilities

Media sitting in any location inside Memorial Gymnasium have access to the Internet via wireless connection. If you do not have capabilities for such access, please contact Andy Boggs days prior to your arrival at Memorial Gymnasium. A select number of data lines are available.

A limited number of phones are available for local and calling card calls. Please contact a member of the media relations staff if you need your own phone. A fax machine is also available on press row.

Postgame Interview Format

The Vanderbilt locker room is closed to media following the game. After a 10-minute cooling off period, Coach Stallings will hold a press conference in the postgame media interview room located near the pregame meal room in the southwest corner of Memorial Gym. After Coach Stallings, the opposing head coach will be brought to the interview room, followed by requested Vanderbilt players. Please make your player requests to the Vanderbilt Media Relations Office.

Road Interview Policy

Vanderbilt's locker room will be closed to the media at road venues. Following a cooling off period, Coach Stallings and selected Commodore players will be available outside of the Vanderbilt locker room or in a formal postgame press conference at the discretion of the home SID.

Radio

ISDN and telephone lines are provided for visiting broadcasts. A limited number of telephone lines are available at the various media seating locations throughout the gymnasium.



The Vanderbilt Media Relations Office would like to thank a special group that has given countless hours assuring local and traveling media enjoy their visit to Memorial Gymnasium. Joanna Fitzpatrick (left), Irene Womack, Carolyn Cate and Dick Cate, serve as hospitality volunteers in the pregame media room.



GENERAL MEDIA POLICIES

Interviewing the Commodores

Please coordinate all requests for player and coach interviews through Vanderbilt men's basketball athletic communications director Andy Boggs at least 24 hours in advance. Media should not contact a player or coach directly.

Practice Coverage

Vanderbilt players and coaches are available for interviews prior to practices on designated days. Practice schedules are sent via e-mail to media multiple times each week during the season to help facilitate coverage. Contact Andy Boggs if you wish to receive these updates. Player interviews typically begin 45 minutes before practice at Memorial Gymnasium. Interviews with Coach Kevin Stallings follow. Media are typically allowed to attend practices. Gameday walk-throughs are closed to the media at both Memorial Gymnasium and all road venues.

Weekly Teleconference

The Southeastern Conference will conduct a men's basketball coaches teleconference twice each week during the league schedule. The teleconferences take place on Mondays and Thursdays, starting Jan. 4, and conclude March 8. Please contact either the Vanderbilt or SEC Media Relations offices for the teleconference phone number.

Schedule (All Times CT)


Kevin Stallings (Vanderbilt)	10 a.m.
Billy Donovan (Florida)	10:07 a.m.
Darrin Horn (South Carolina).....	10:14 a.m.
Mark Fox (Georgia).....	10:21 a.m.
Trent Johnson (LSU).....	10:28 a.m.
John Calipari (Kentucky).....	10:35 a.m.
Bruce Pearl (Tennessee).....	10:42 a.m.
John Pelphrey (Arkansas).....	10:49 a.m.
Mark Gottfried (Alabama).....	10:56 a.m.
Jeff Lebo (Auburn).....	11:03 a.m.
Andy Kennedy (Ole Miss).....	11:10 a.m.
Rick Stansbury (Miss. State).....	11:17 a.m.

www.VUCommodores.com

The official web site of Vanderbilt Student Athletics has all of your information needs. Pregame notes, including updated statistics, can be easily downloaded in PDF format. Following each contest is a game summary, boxscore, and postgame notes and quotes.

Photography

All photographers are restricted to the designated areas along the baseline opposite the home and visitor benches and must sign an affidavit agreeing to the SEC's new policy concerning photography. Strobe lights may not be installed in Memorial Gymnasium without permission from the Vanderbilt Athletic Communications office. When using photo images provided by the Vanderbilt Athletic Communications office, please credit: Vanderbilt Photography.



Fisher, Thompson Courtside to Call Action on Vanderbilt-ISP Sports Network

Joe Fisher and Tim Thompson are back courtside this season, describing the action of every Commodore game to Vanderbilt followers throughout the Southeast.

Fisher, the Voice of the Commodores, will anchor Vanderbilt play-by-play for the tenth consecutive year.

A Nashville native, Fisher also handles the play-by-play broadcasting duties for Commodore football and a selected number of baseball games. He also serves as the Director of Broadcasting for Vanderbilt Student Athletics.

Prior to working for Vanderbilt, Fisher served as a television sports anchor in the Nashville market (1987-1996), with stints at WSMV-4 and WKRN-2. He also worked in the public relations field for two years.

Thompson, who is in his eighth year providing color commentary, played for Vanderbilt from 1975-79, receiving the Outstanding Leader and Civitan Sportsmanship Awards. He currently works with Nike College Sports Marketing.

Broadcast Engineer Bob Horner is in his 28th year courtside producing broadcasts of Commodore basketball. During his tenure, Horner has worked more than 750 games for Vanderbilt.

The broadcasts are produced by International Sports Properties (ISP), the exclusive multi-media rightsholder for Vanderbilt. Jeff Miller is the general manager.



COMMODORE RADIO BROADCAST AFFILIATES

- Ardmore**
(WSLV-1110AM);
- Ashland City**
(WQSV-790AM);
- Chattanooga**
(WDOD-1310AM);
- Clarksville**
(WKFN-540AM);
- Fayetteville**
(WEKR-1240AM);
- Lewisburg**
(WJUM-1490AM);
- Manchester**
(WMSR-1320AM);
- Memphis**
(KWAM-990AM);
- Nashville**
(104.5 FM, WGFX);
- Winchester**
(WCDT-1340AM)

DIRECTIONS TO MEMORIAL



DIRECTIONS

FROM THE SOUTH

Take I-65 North to I-40 West to Exit 209A (Broadway-West End). Turn left to go west on Broadway. When Broadway splits, stay to the right to enter West End Ave. Take West End past the University on the left and turn left on 25th Avenue. Proceed to the first stop sign where you will see the 25th Avenue Garage ahead on your left.

FROM THE NORTH

Take I-65 South to I-40 East to Exit 209B (Broadway-West End). Turn right on Broadway. When Broadway splits, stay to the right to enter West End Ave. Take West End past the University on the left and turn left on 25th Avenue. Proceed to the first stop sign where you will see the 25th Avenue Garage ahead on your left.

FROM THE EAST (AIRPORT)

Take I-40 West to Exit 209A (Broadway-West End). Turn left to go west on Broadway. When Broadway splits, stay to the right to enter West End Ave. Take West End past the University on the left and turn left on 25th Avenue. Proceed to the first stop sign where you will see the 25th Avenue Garage ahead on your left.

FROM THE WEST

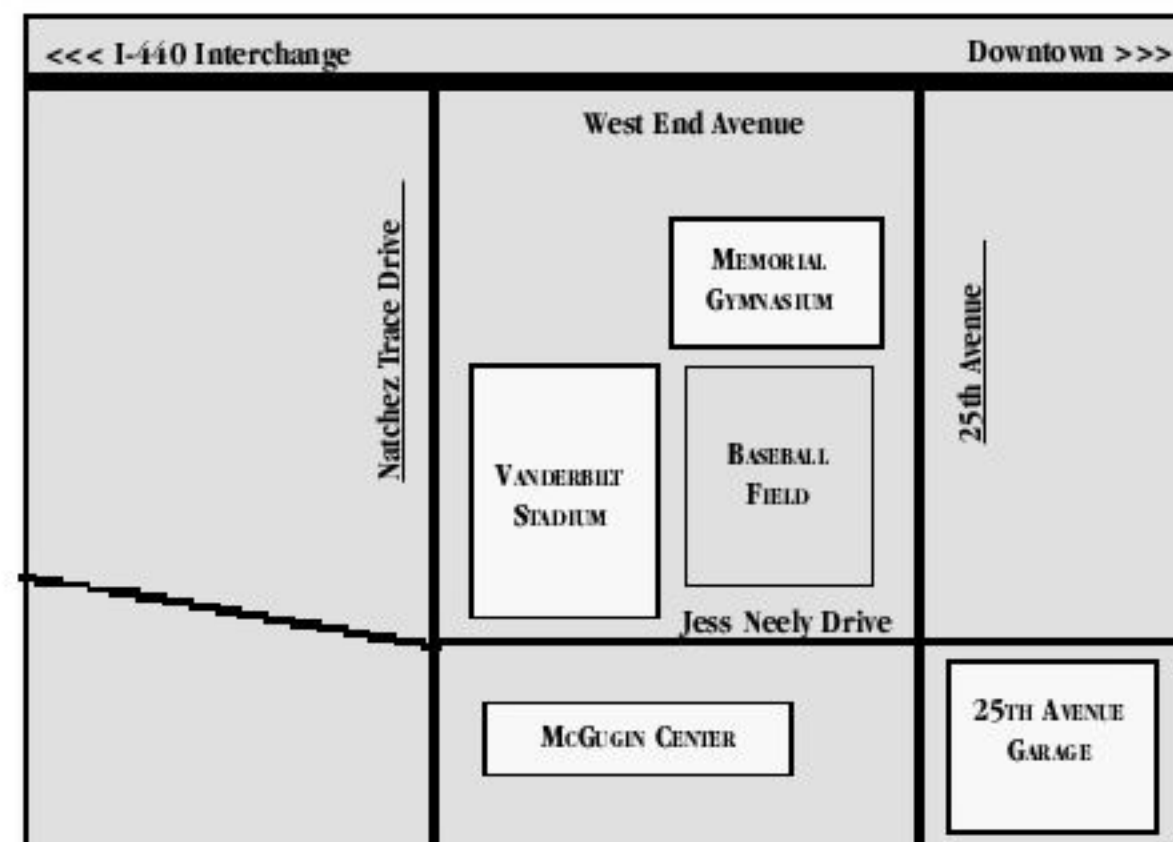
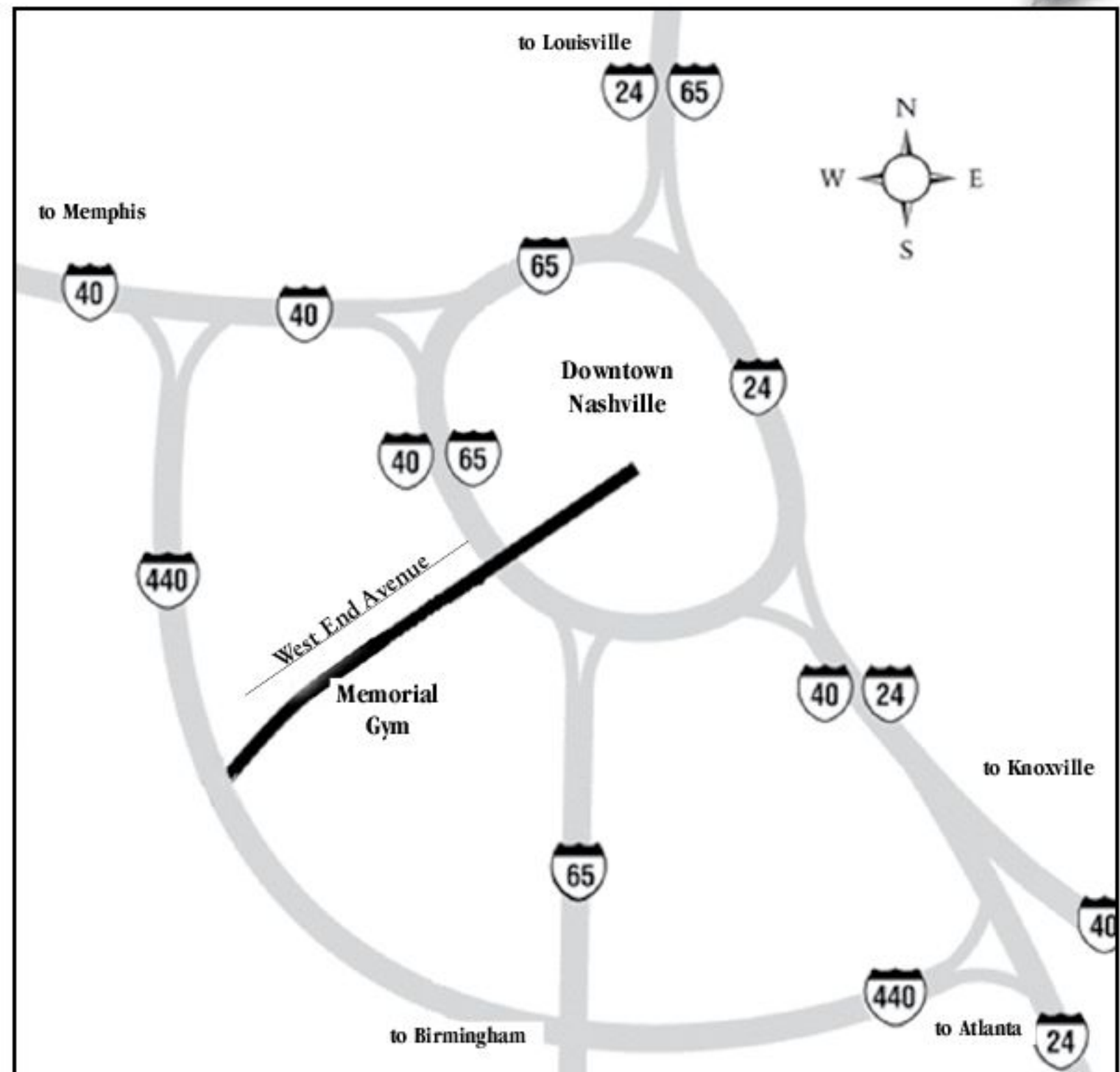
Take I-40 East to I-440 East. Take the West End Exit heading east toward downtown. The Vanderbilt campus will be on your right. Turn right on 25th Avenue. Proceed to the first stop sign where you will see the 25th Avenue Garage ahead on your left.

FROM CHATTANOOGA

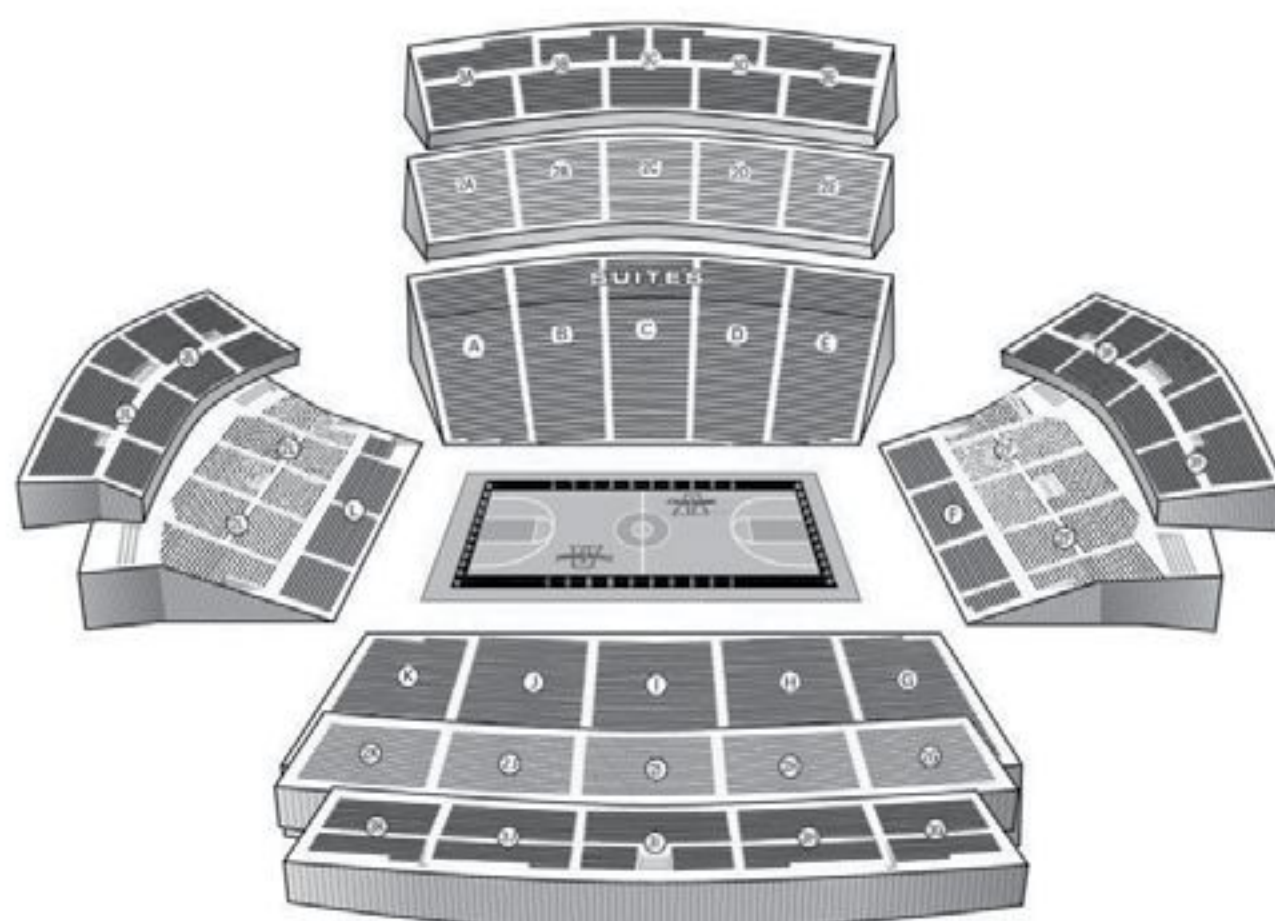
Take I-24 West to I-440 West. Take Exit 1 (West End). Turn right off the exit onto West End Ave. The Vanderbilt campus will be on your right. Turn right on 25th Avenue. Proceed to the first stop sign where you will see the 25th Avenue Garage ahead on your left.

DISTANCES

Athens, Ga.	315 miles
Atlanta, Ga.	246 miles
Auburn, Ala.	299 miles
Baton Rouge, La.	452 miles
Birmingham, Ala.	188 miles
Chattanooga	128 miles
Columbia, S.C.	437 miles
Fayetteville, Ark.	541 miles
Gainesville, Fla.	577 miles
Knoxville, Tenn.	178 miles
Lexington, Ky.	243 miles
Memphis, Tenn.	210 miles
Oxford, Miss.	257 miles
Starkville, Miss.	330 miles
Tuscaloosa, Ala.	247 miles



MEMORIAL GYM SEATING CHART



COMMODORES®



MEDIA INFORMATION



VANDERBILT'S FLAGSHIP:

WGFX FM 104.5 "THE ZONE"

Vanderbilt, through its multi-media rights holder ISP Sports, is in its third season with Nashville's 104.5 FM "The Zone" (WGFX) as the Commodores' flagship radio station.

The top-ranked Nashville sports station will air all Vanderbilt men's basketball games, as well as the weekly Commodore Call-In Show with Head Coach Kevin Stallings.

Newspapers

The Tennessean (Nashville AM)

Jeff Lockridge, beat writer
David Climer, Joe Biddle, columnists
1100 Broadway, Nashville, 37202
Phone: 615-259-8010; Fax: 259-8826

The Nashville City Paper (M-F)

David Bocclair, beat writer
P.O. Box 158434, Nashville, 37215
Phone: 615-298-9833 #254; Fax: 298-2780

Murfreesboro Daily News Journal (PM)

Greg Pogue, Sports Editor
224 N. Walnut St., Murfreesboro, 37130
Phone: 615-278-5167; Fax: 893-4186

Columbia Daily Herald (PM)

Marion Wilhoite, Sports Editor
P.O. Box 1425, Columbia, 38401
Phone: 931-388-6464; Fax: 388-1003

Nashville Scene (Weekly)

Randy Horick, sports writer
2120 8th Avenue South, Nashville, 37204
Phone: 615-244-7989; Fax: 254-4743

Memphis Commercial-Appeal (AM)

Ron Higgins, SEC beat writer
495 Union Avenue, Memphis, 38101
Phone: 901-529-2366; Fax: 529-2362

Chattanooga Times-Free Press (AM)

Mark Wiedmer, columnist
P.O. Box 951, Chattanooga, 37401
Phone: 423-756-1234; Fax: 752-3364

Vanderbilt Hustler (Student Newspaper)

Box 1504, Station B, Nashville, 37221
Phone: 615-322-2424; Fax: 322-3762

Wire Services

Associated Press

Teresa Walker, beat writer
215 Centerville Dr., Brentwood, 37027
Phone: (615) 373-9988; Fax: 376-0947

AREA MEDIA OUTLETS

Radio

WGFX, 104.5-FM (Flagship)

Mark Howard, Kevin Ingram & Frank Wycheck (AM drive time)
George Plaster, Willy Daunic & Darren McFarland (PM drive time)
506 2nd Avenue South, Nashville, 37015
Phone: 615-244-9533; Fax: 615-259-1271

WNSR, AM-560

Greg Pogue & David Coleman (AM)
Don West (early afternoon)
Thom Abraham (early afternoon)
Bill King (PM drive time)
435 37th Avenue North, Nashville, 37209
Phone: 615-844-1039; Fax: 777-2284

WLAC, AM-1510

Brent Dougherty, Duncan Stewart & Conn Hamlett (evenings)
55 Music Square West, Nashville, 37203
Phone: 615-664-2400; Fax: 744-4743

Television

WKRN-TV, ABC, Channel 2

Cory Curtis, Sports Director
Joe Dubin, reporter
Dawn Davenport, reporter
441 Murfreesboro Road, Nashville, 37210
Phone: 615-369-7240; Fax: 248-7239

WSMV-TV, NBC, Channel 4

Rudy Kalis, Terry Bulger, reporters
PO Box 4, Nashville, 37202
Phone: 615-353-2407; Fax: 353-2343

WTVF-TV, CBS, Channel 5

Hope Hines, Sports Director
Eric Yutzy, Brian McKeegan, reporters
474 J. Robertson Pkwy., Nashville, 37219
Phone: 615-248-5285; Fax: 244-9883

WZTV-TV, FOX, Channel 17

Paul Jones, Sports Director
Dave Foster, Dan Phillips reporters
621 Mainstream, Nashville, 37228
Phone: 615-369-5561; Fax: 369-3299

TRAVEL, HOTEL AND RESTAURANT INFORMATION

Airlines

American	800-433-7300
Continental	800-523-FARE
Corporate	888-555-6565
Northwest	800-225-2525
Southwest	800-435-9792
United	800-241-6522
US Airways	900-256-8267

Auto Rentals (615)

Armada Vans	256-8267
Avis	361-1212
Budget	366-0822
Enterprise	872-7722
National	361-7467
Thrifty	275-4257

Bus Lines (615)

Gray Lines Tours	275-1180
------------------	----------

TaxiCabs (615)

Allied Cabs	244-7433
American Rivergate	865-4100
Music City Taxi	262-0451
Yellow Cab	256-0101

Hotels (615)

Courtyard by Marriott	327-990
1901 West End Avenue	
Hampton Inn & Suites	320-6060
2330 Elliston Place	
Hampton Inn	329-1144
1919 West End Ave.	
Holiday Inn Select	327-5707
2613 West End Ave.	
Vanderbilt Marriott	321-1300
2555 West End Ave.	
Loews Vanderbilt Plaza	320-1700
2100 West End Ave.	

Local Restaurants (615)

Amerigo (Italian)	320-1740
1920 West End Ave.	
Calhoun's (Barbeque)	327-1588
2322 West End Ave.	
Maggiano's (Italian)	514-0270
3106 West End Ave.	
Noshville Deli	329-6674
1918 Broadway	
Otters Chicken Tenders	255-1415
1528 Demonbreun St.	
Ruth's Chris Steakhouse	320-0163
2100 West End Ave.	
San Antonio Taco Co.	327-4322
416 21st Ave. South	
Stock-Yard Restaurant (American)	255-6464
901 2nd Avenue North	
Stoney River (Steaks)	340-9550
3015 West End Ave.	




The Southeastern Conference has captured 10 NCAA Championships and five NIT titles.

Since 1990, the SEC has produced five NCAA Tournament champions. The SEC is one of only two conferences in the nation to have all of its teams ranked at least one week in the Associated Press Top 25 since 1996.

The SEC leads the nation with 11 of its 12 members reaching the Sweet 16 since 1996.

The SEC has placed at least one team in the Sweet 16 in 19 out of the last 20 years. Vanderbilt has participated in the Sweet 16 twice in the last six seasons.



Sophomore
Brad Tinsley



VANDERBILT
BASKETBALL

2009-10 Schedule

Sophomore
Jeffery Taylor




Date	Opponent (TV)	Location	Time
Tues., Nov. 10	Alabama-Huntsville#	Memorial Gym	7 p.m.
Mon., Nov. 16	Lipscomb	Memorial Gym	7 p.m.
Fri., Nov. 20	St. Mary's	Moraga, Calif.	TBA
2009 EA Sports Maui Invitational			
Mon., Nov. 23	Cincinnati (ESPN2)	Maui	4:30 p.m.
Tues., Nov. 24	Maryland/Chaminade (ESPN2)	Maui	12:30/6 p.m.
Wed., Nov. 25	TBA	Maui	TBA
Wed., Dec. 2	Missouri (ESPNU)	Memorial Gym	8:30 p.m.
Sat., Dec 5	DePaul	Memorial Gym	3 p.m.
Tues., Dec. 8	Illinois	Champaign, Ill.	TBA
Fri., Dec. 11	Western Kentucky	Nashville, Tenn. (Sommet Center)	TBA
Sat., Dec. 19	Tennessee State	Memorial Gym	3 p.m.
Mon., Dec. 21	Mercer	Memorial Gym	7 p.m.
Wed., Dec. 30	Manhattan	Memorial Gym	7 p.m.
Sat., Jan. 2	Southern Miss (FSN)	Memorial Gym	2 p.m.
Mon., Jan. 4	MTSU (FSN)	Memorial Gym	8 p.m.
Sat., Jan. 9	Florida (ESPN2)	Memorial Gym	11 a.m.
Wed., Jan. 13	Alabama (CSS)	Tuscaloosa, Ala.	8 p.m.
Sat., Jan. 16	South Carolina (CSS)	Columbia, S.C.	5 p.m.
Sat., Jan. 23	Auburn (SEC Network)	Memorial Gym	12:30 p.m.
Wed., Jan. 27	Tennessee (ESPNU)	Knoxville, Tenn.	6 p.m.
Sat., Jan. 30	Kentucky (ESPN)	Lexington, Ky.	3 p.m.
Wed., Feb. 3	Mississippi State (SEC Network)	Memorial Gym	7 p.m.
Sat., Feb. 6	Georgia (FSN)	Athens, Ga.	7 p.m.
Tues., Feb. 9	Tennessee (ESPN)	Memorial Gym	6 p.m.
Sat., Feb. 13	LSU (SEC Network)	Memorial Gym	12:30 p.m.
Thurs., Feb. 18	Ole Miss (ESPNU)	Oxford, Miss.	6 p.m.
Sat., Feb. 20	Kentucky (ESPN)	Memorial Gym	5 p.m.
Thurs., Feb. 25	Georgia (ESPNU)	Memorial Gym	6 p.m.
Sat., Feb. 27	Arkansas (SEC Network)	Fayetteville, Ark.	12:30 p.m.
Tues., Mar. 2	Florida (ESPN)	Gainesville, Fla.	6 p.m.
Sat., Mar. 6	South Carolina (ESPN2)	Memorial Gym	1 p.m.
Thurs., Mar. 11	SEC Tournament First Round (SEC Network)^	Nashville, Tenn.	TBA
Fri., Mar. 12	SEC Tournament Quarterfinals (SEC Network)^	Nashville, Tenn.	TBA
Sat., Mar. 13	SEC Tournament Semifinals (ABC)^	Nashville, Tenn.	TBA
Sun., Mar. 14	SEC Tournament Finals (ABC)^	Nashville, Tenn.	TBA
Thurs.-Sun., Mar. 18-21	NCAA Tournament 1st and 2nd Rounds	TBA	TBA
Thurs.-Sun. Mar. 25-28	NCAA Tournament Regional Semifinals and Finals	TBA	TBA
Sat.-Mon. Apr. 4-6	NCAA Final Four	Indianapolis, Ind.	TBA

Exhibition, ^Sommet Center

Bold - Home Games

All times Central Time



Junior A.J. Ogilvy